

US00D385737S

**United States Patent** [19]  
**Chen**

[11] **Patent Number:** **Des. 385,737**

[45] **Date of Patent:** **\*\*Nov. 4, 1997**

[54] **BATHROOM CABINET**

[76] **Inventor:** **Joe Chen**, 30 Bedminster Rd.,  
Randolph, N.J. 07869

[\*\*] **Term:** **14 Years**

[21] **Appl. No.:** **62,606**

[22] **Filed:** **Nov. 19, 1996**

[51] **LOC (6) Cl.** ..... **08-08**

[52] **U.S. Cl.** ..... **D6/561**

[58] **Field of Search** ..... D6/559-561; 312/34.1,  
312/34.4, 224, 227, 242, 245, 34.8; 211/123

[56] **References Cited**

**U.S. PATENT DOCUMENTS**

- D. 150,377 7/1948 Spence .
- D. 170,018 7/1953 Greenlee .
- D. 249,420 9/1978 Mountain et al. .... D6/561
- D. 260,953 9/1981 Patterson ..... D6/561
- D. 373,038 8/1996 Chen .

**OTHER PUBLICATIONS**

Beautycraft Cabinets brochure, p. 7.  
"Touch of Class Catalogue", Spring, 1980, p. 17.

*Primary Examiner*—Brian N. Vinson  
*Attorney, Agent, or Firm*—Dilworth & Barrese


[57] **CLAIM**

The ornamental design of a bathroom cabinet, as shown and described.

**DESCRIPTION**

FIG. 1 is a perspective view of the bathroom cabinet;  
FIG. 2 is a top plan view of the bathroom cabinet;  
FIG. 3 is a front elevational view of the bathroom cabinet;  
FIG. 4 is a left side elevational view of the bathroom cabinet,  
the right side elevational view being a mirror image of the  
left side elevational view;  
FIG. 5 is a rear view of the bathroom cabinet; and,  
FIG. 6 is a bottom view of the bathroom cabinet.

**1 Claim, 3 Drawing Sheets**






FIG. 1

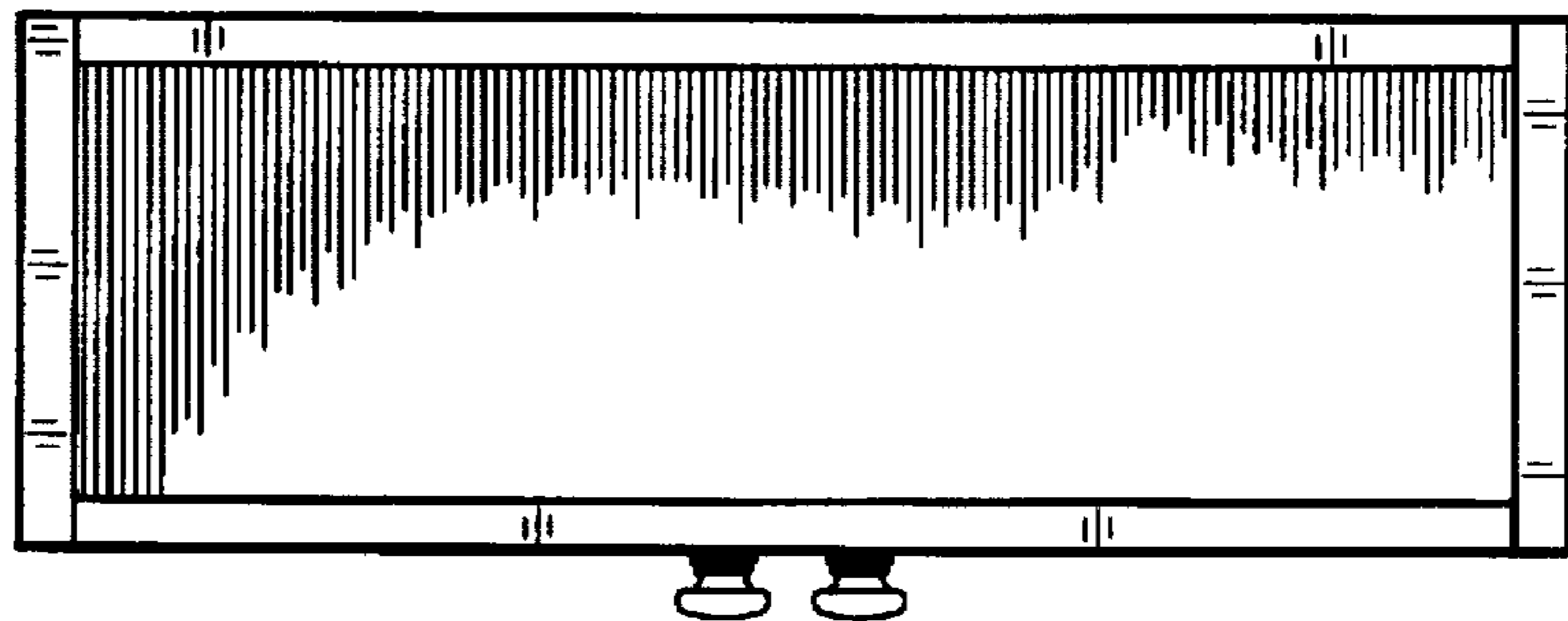


FIG. 2




FIG. 3

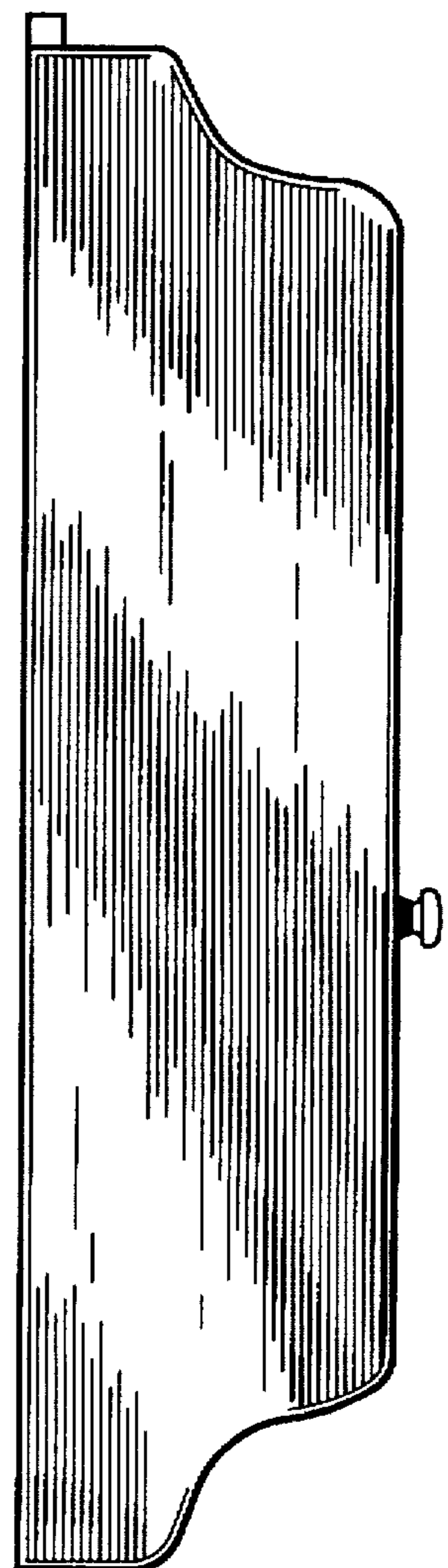


FIG. 4

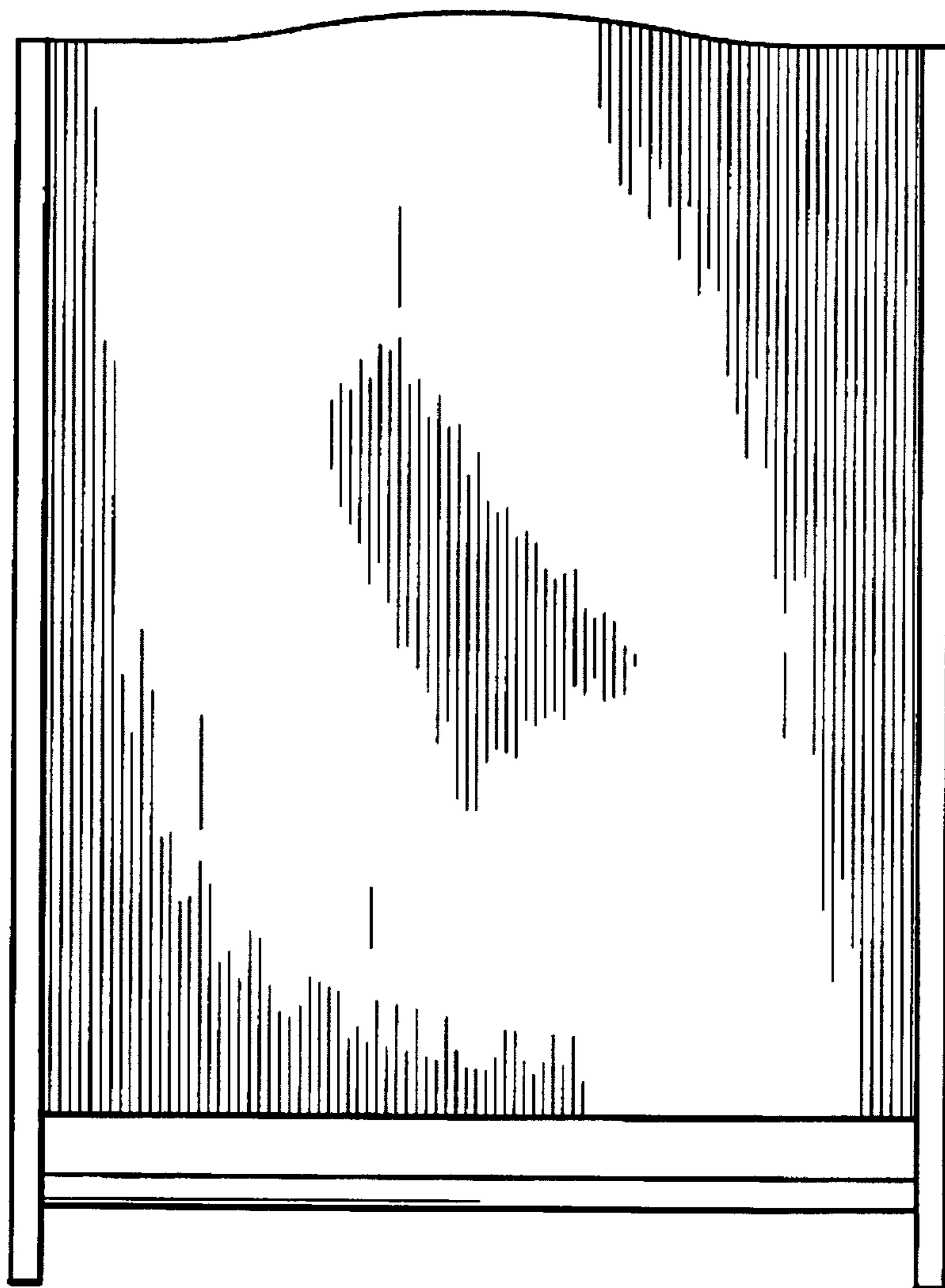


FIG. 5

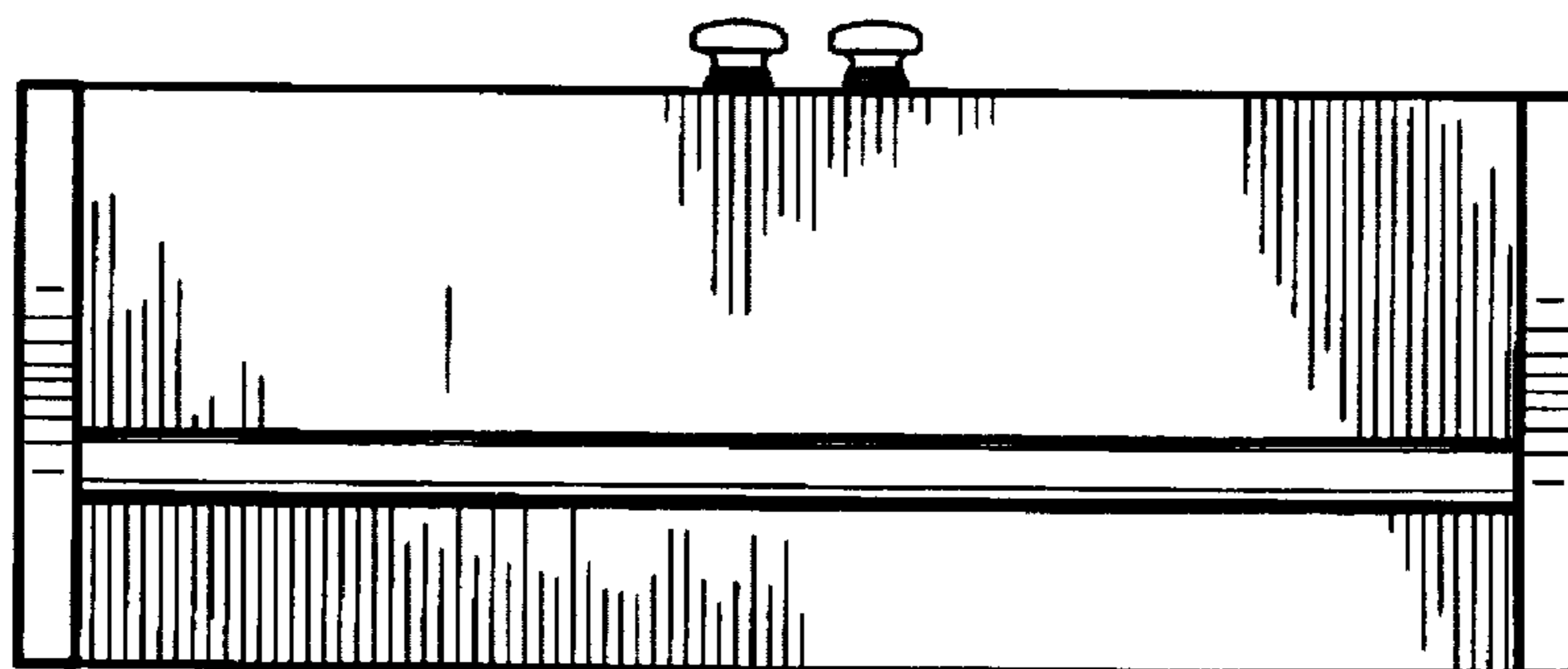


FIG. 6