



US00D385730S

United States Patent [19]

[11] Patent Number: **Des. 385,730**

Paus

[45] Date of Patent: ****Nov. 4, 1997**

[54] **TABLE**

D. 374,137 10/1996 Paus D6/480
1,911,854 5/1933 Somma 108/69

[75] Inventor: **Michael J. Paus, High Point, N.C.**

OTHER PUBLICATIONS

[73] Assignee: **Universal Furniture Industries, Inc., High Point, N.C.**

LaBarge Tables, 1-1-1975, p. 1#4325 table at lower right. Interior Design Market, Sep. 1990, p. 37 Sirmos table at top left.

[**] Term: **14 Years**

Woodward and Lothrop Directions, p. 15, table at top. Kittinger, p. Ta12, dining table at right and 2nd from the top.

[21] Appl. No.: **60,328**

Primary Examiner—Janice E. Seeger
Attorney, Agent, or Firm—Edgar A. Zarins; Malcolm L. Sutherland

[22] Filed: **Sep. 26, 1996**

[51] LOC (6) Cl. **06-03**

[52] U.S. Cl. **D6/480; D6/451**

[58] Field of Search D6/480-489, 495-499, D6/511, 450, 451; 108/59, 155-157, 161; 248/188.1, 188.7, 188.8

[57] CLAIM

The ornamental design for a table, as shown and described.

[56] References Cited

DESCRIPTION

U.S. PATENT DOCUMENTS

- D. 82,739 12/1930 French D6/480 X
- D. 83,339 2/1931 Moore et al. D6/489
- D. 86,529 3/1932 Lober et al. D6/480 X
- D. 254,763 4/1980 Crespi D6/430
- D. 367,787 3/1996 VanSkiver et al. D6/484
- D. 369,702 5/1996 VanSkiver et al. D6/480


FIG. 1 is a perspective view of a table showing my new design;

FIG. 2 is a side elevational view thereof, the opposite side being a mirror image of the side shown;

FIG. 3 is an end view thereof, the opposite end being a mirror image of the end shown; and,

FIG. 4 is a top plan view thereof.

1 Claim, 2 Drawing Sheets



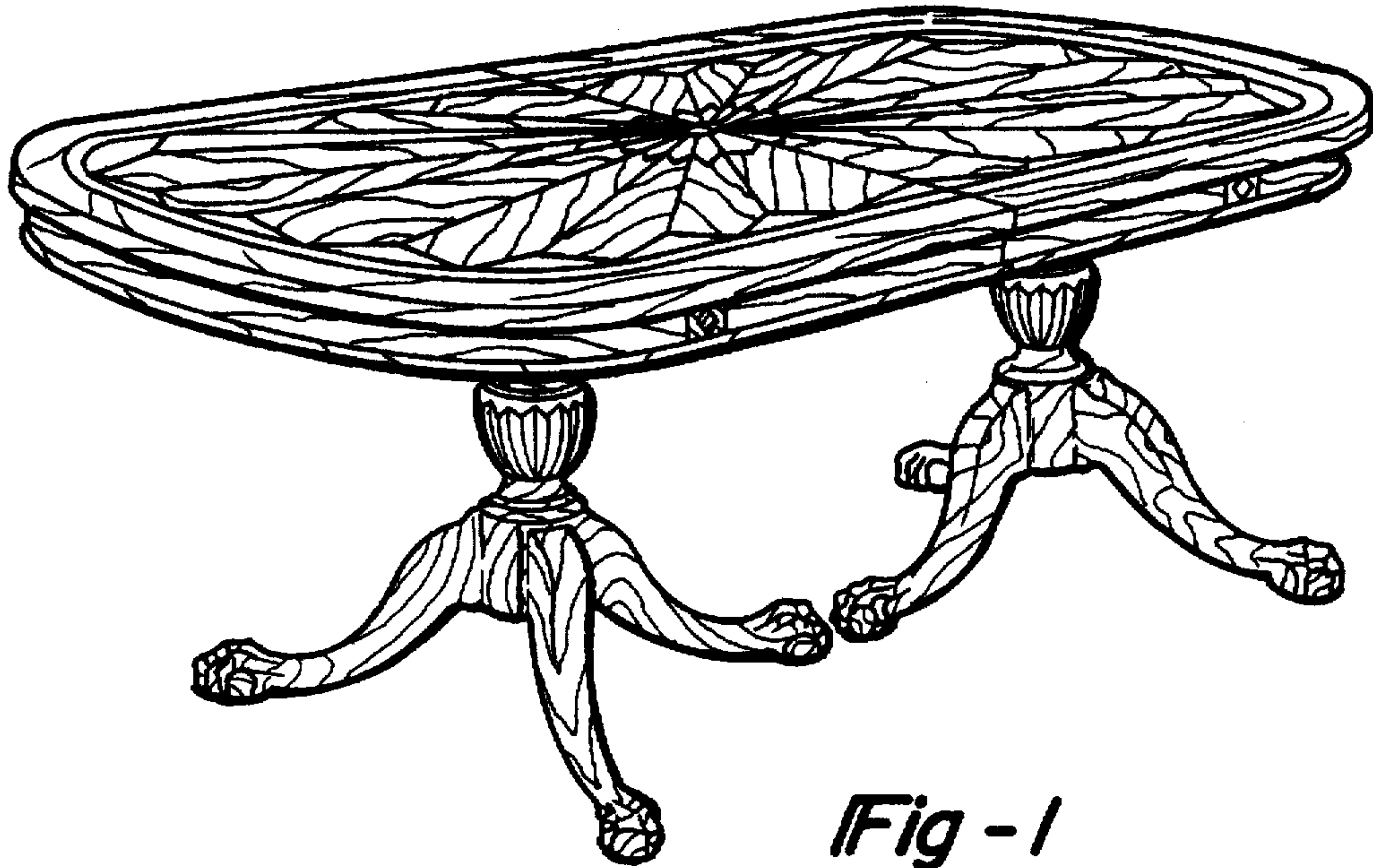
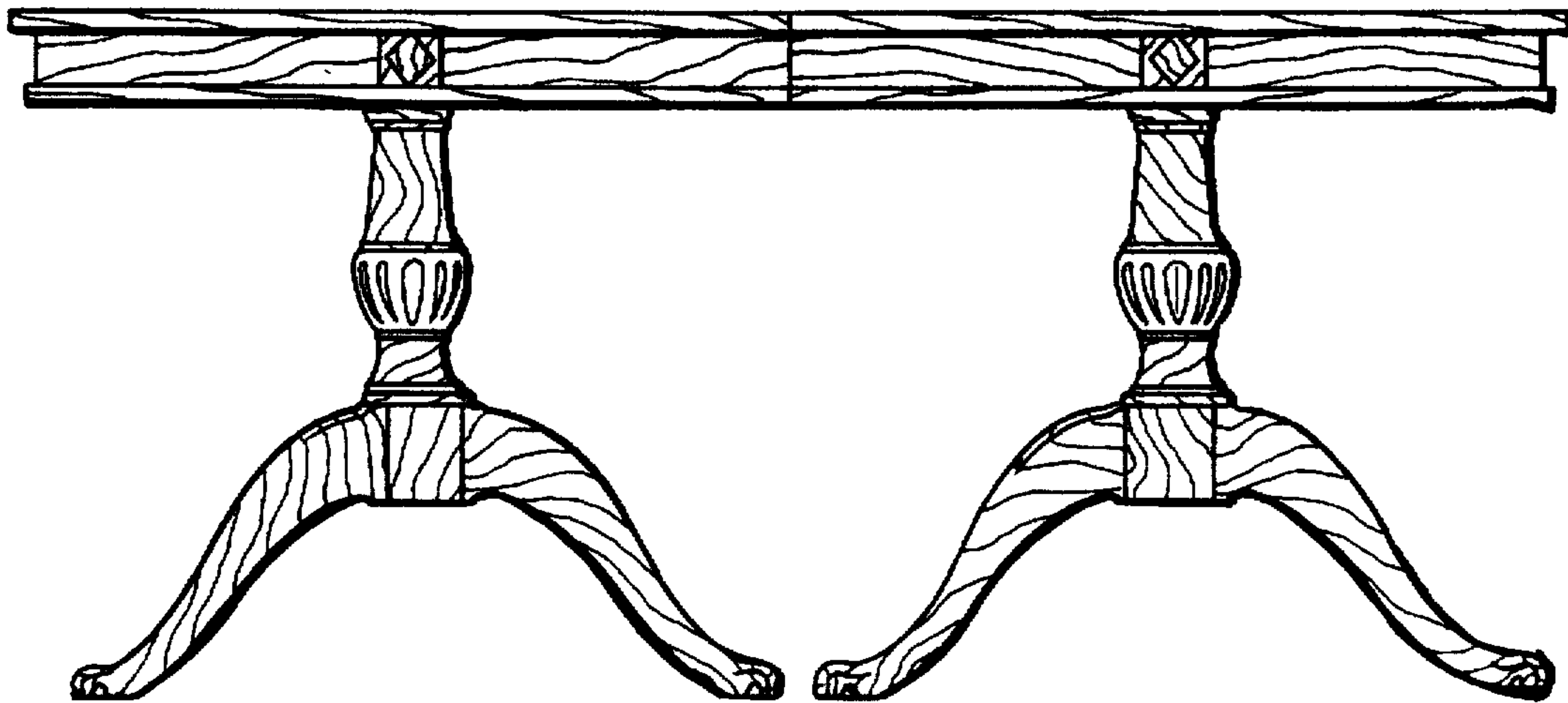


Fig - 1

Fig - 2



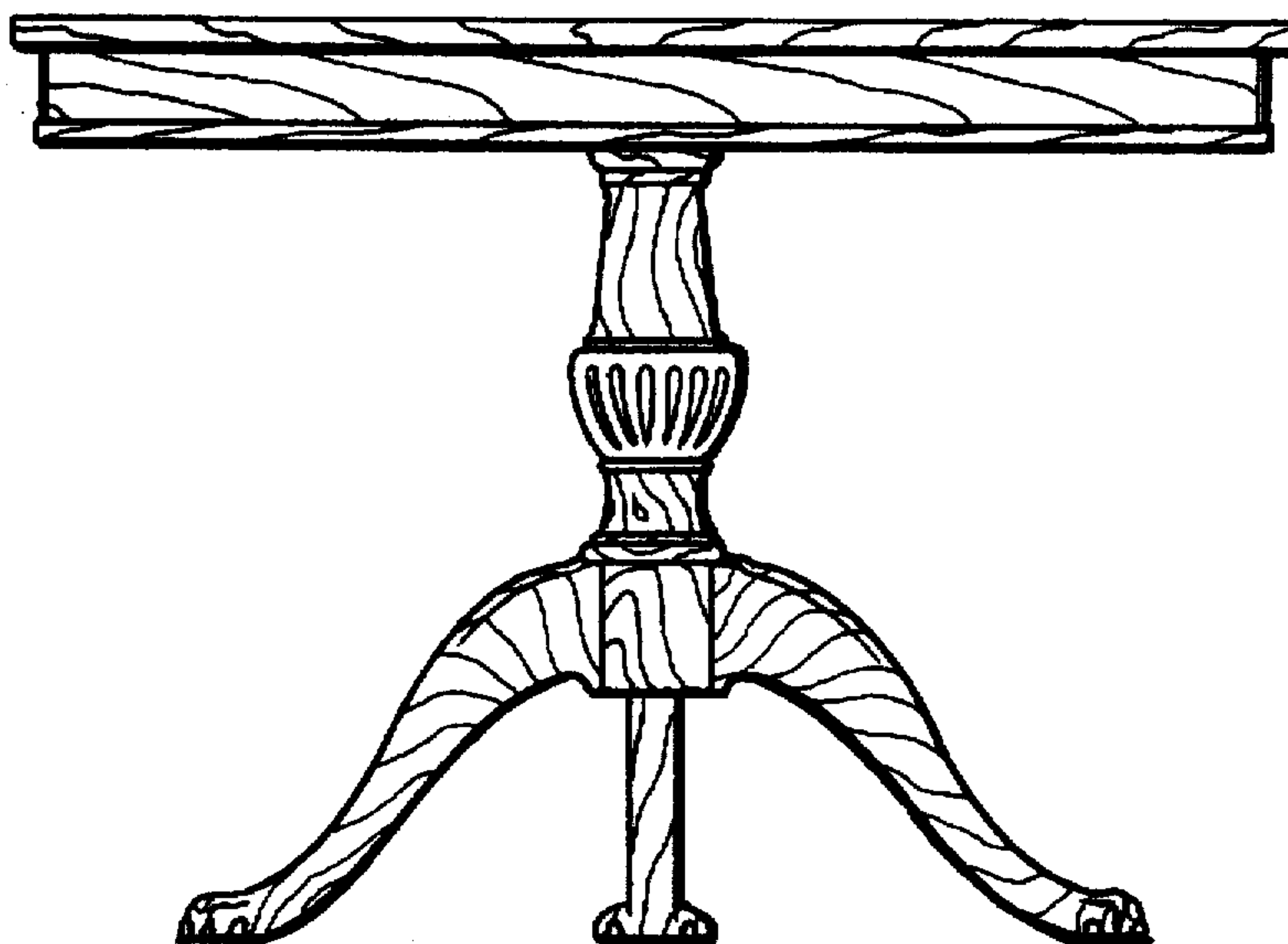


Fig - 3

Fig - 4

