



US00D385729S

United States Patent [19]
Paus

[11] **Patent Number:** **Des. 385,729**

[45] **Date of Patent:** ****Nov. 4, 1997**

[54] **TABLE**

[75] **Inventor:** **Michael J. Paus, High Point, N.C.**

[73] **Assignee:** **Universal Furniture Industries, Inc., High Point, N.C.**

[**] **Term:** **14 Years**

[21] **Appl. No.:** **60,329**

[22] **Filed:** **Sep. 26, 1996**

[51] **LOC (6) Cl.** **06-03**

[52] **U.S. Cl.** **D6/480; D6/488**

[58] **Field of Search** **D6/480-489, 495-499, D6/511, 450, 451; 108/150, 155-157, 161**

[56] **References Cited**

U.S. PATENT DOCUMENTS

- D. 83,339 2/1931 Moore et al. D6/489
- D. 86,529 3/1932 Lober et al. D6/480 X
- D. 356,912 4/1995 Tatum et al. D6/486
- D. 367,787 3/1996 VanSkiver et al. D6/484
- D. 377,279 1/1997 Lenger D6/488

OTHER PUBLICATIONS

Woodward & Lothrop Directions, table at left.
 Kittinger, p. Ta-16, D2111 table at bottom.
 Kittinger, p. Te-5, base K1879 in lower right corner.
 LaBarge Tables, Jan. 1, 1975, p. 1, #4325 table at lower right.
 Interior Design Market, Sep. 1990, p. 37, Sirmos table at top left.

Primary Examiner—Janice E. Seeger
Attorney, Agent, or Firm—Edgar A. Zarins; Malcolm L. Sutherland


[57] **CLAIM**

The ornamental design for a table, as shown and described.

DESCRIPTION

FIG. 1 is a perspective view of a table showing my new design;
 FIG. 2 is a top plan view thereof; and,
 FIG. 3 is a side view thereof.

1 Claim, 2 Drawing Sheets






Fig - 1

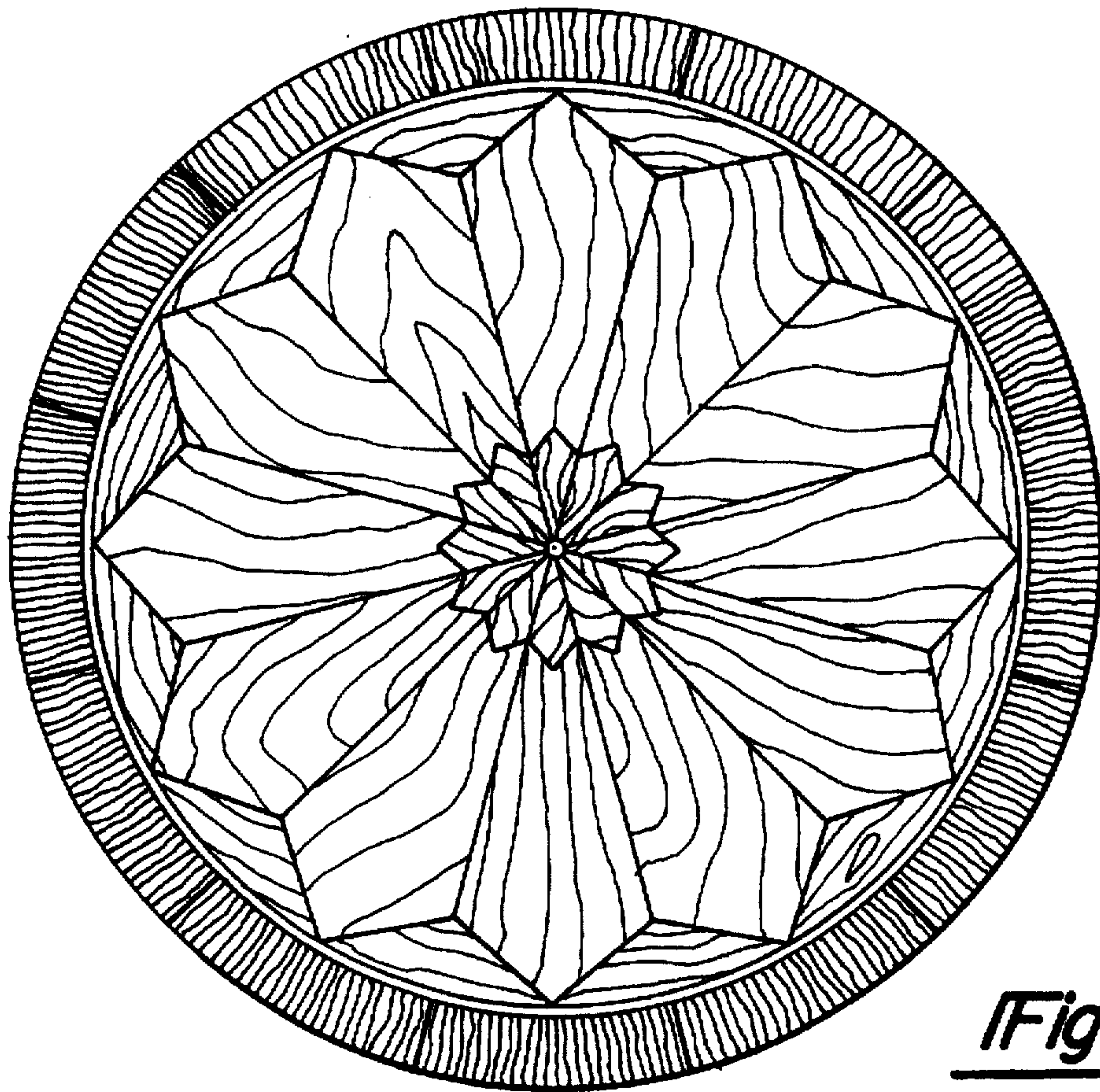


Fig - 2

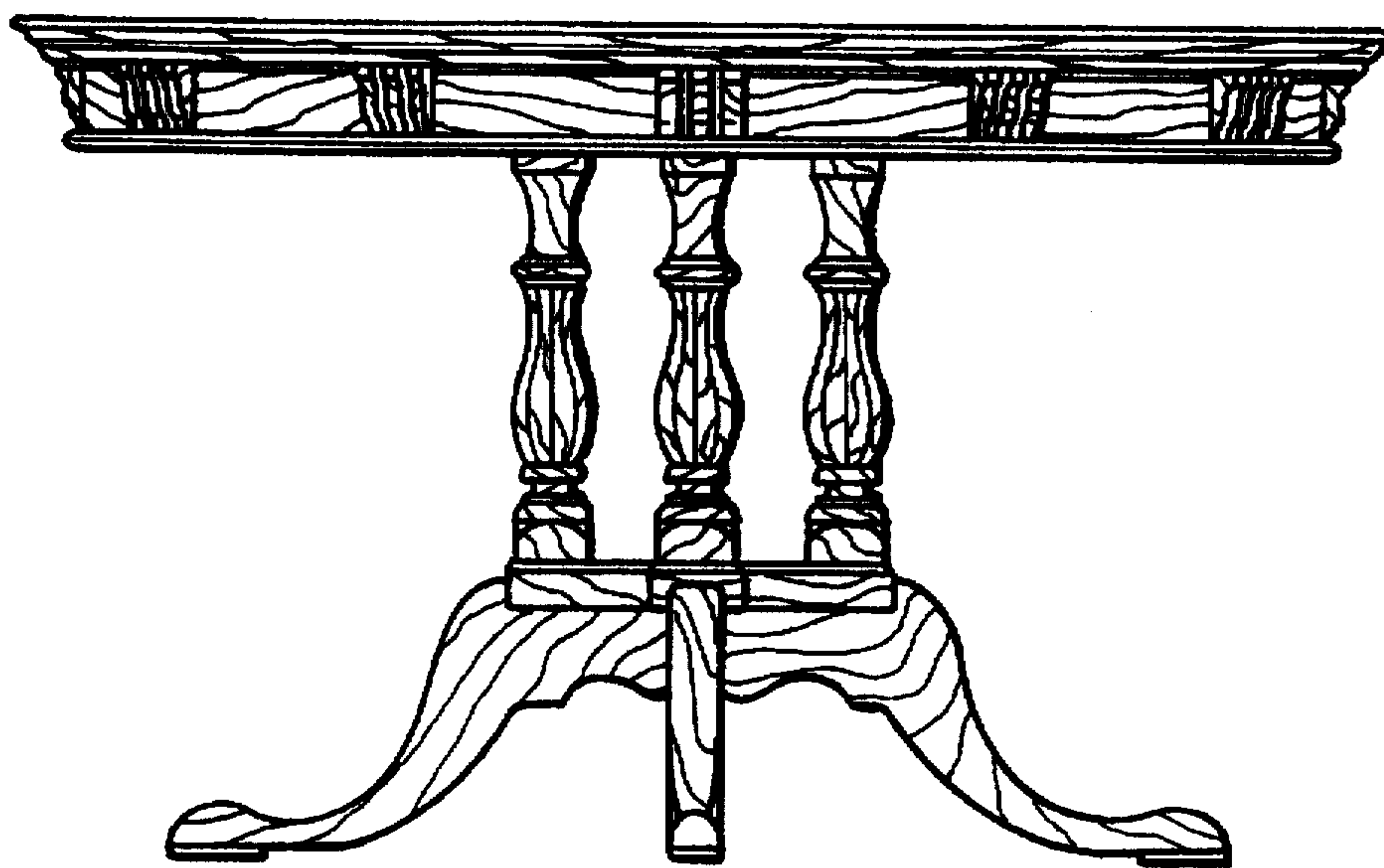


Fig - 3