

US00D385724S

United States Patent [19] Palka

[11] Patent Number: **Des. 385,724**
[45] Date of Patent: *****Nov. 4, 1997**

[54] **VANITY CABINET**

[76] Inventor: **James J. Palka**, 22351 W. Thornridge Dr., Kildeer, Ill. 60047

[*] Notice: The portion of the term of this patent subsequent to Sep. 30, 2011, has been disclaimed.

[**] Term: **14 Years**

[21] Appl. No.: **44,235**

[22] Filed: **Sep. 21, 1995**

[51] LOC (6) Cl. **06-04**

[52] U.S. Cl. **D6/445**

[58] Field of Search D6/432-448; 312/204, 312/351.3, 257

[56] **References Cited**

U.S. PATENT DOCUMENTS

D. 270,125	8/1983	Aulbert et al.	D6/446
D. 270,408	9/1983	Woudstra	D6/446
D. 311,101	10/1990	Pauer et al.	D6/446
D. 351,073	10/1994	Palka	D6/446

OTHER PUBLICATIONS

"Queen's Guard" by Burlington ©1981 p. 16; dresser #260-140 and 260-150 on page.
Sears s/s 1979 p. 91 base cabinets on page.

Montgomery Ward s/s 1983 p. 639; vanities "B" and C on page.

J.C. Penney F/W 1991 p. 1172; Vanity base "A" on page.

Primary Examiner—Carmen H. Vales-Lado

Attorney, Agent, or Firm—August E. Roehrig, Jr.

[57] **CLAIM**

The ornamental design for a vanity cabinet, as shown and described.

DESCRIPTION

FIG. 1 is a front perspective view of a vanity cabinet showing my new design;

FIG. 2 is a front elevational view of a vanity cabinet showing my new design;

FIG. 3 is a right side elevational view, the left side elevational view is a mirror image thereof;

FIG. 4 is a top plan view;

FIG. 5 is an enlarged cross-sectional view of a portion of the vanity cabinet base to better illustrate the details and contour thereof;

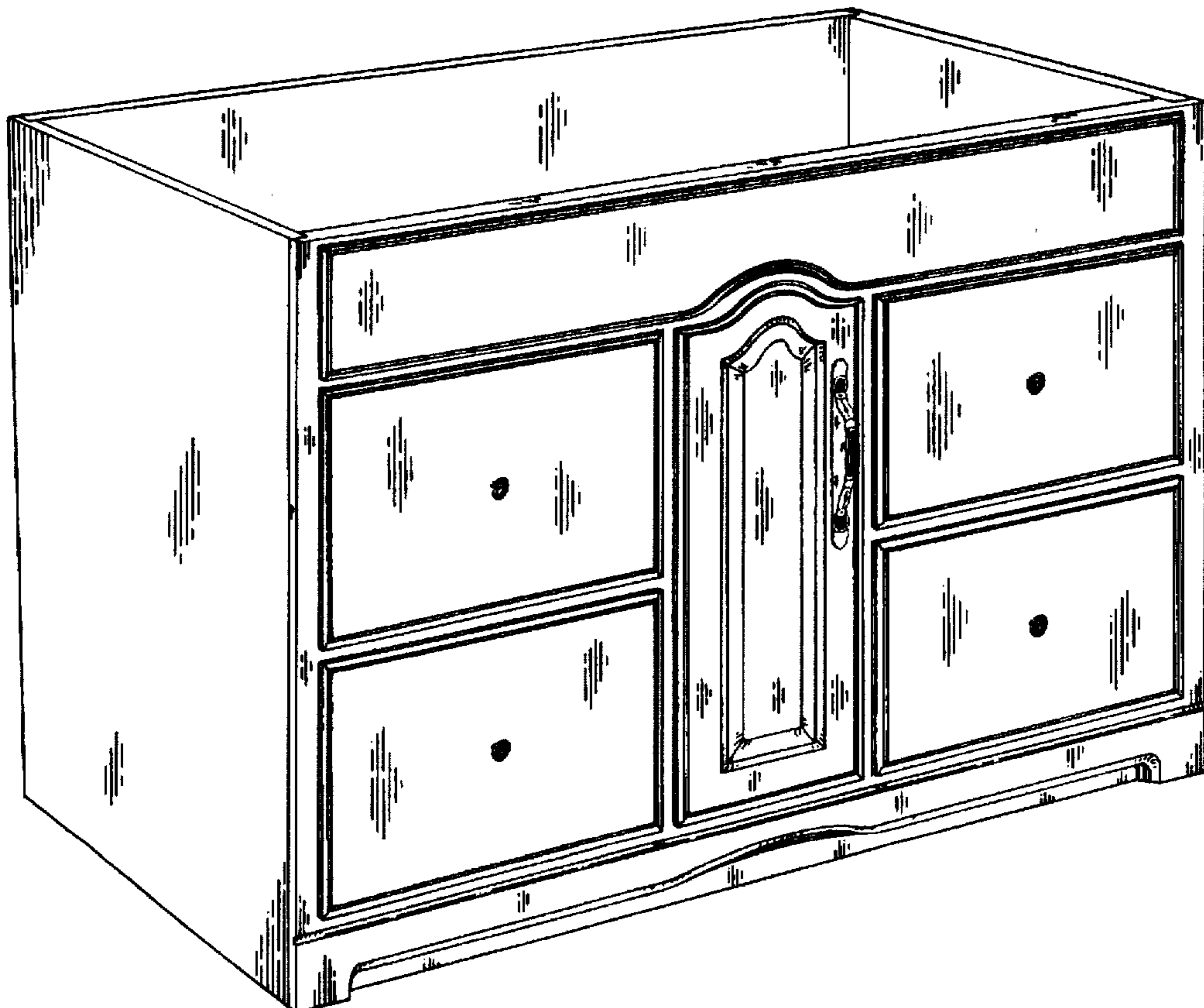
FIG. 6 is an enlarged broken profile view of a cabinet door to better illustrate the details and contour thereof;

FIG. 7 is a cross-sectional view of FIG. 6 taken along lines 7-7 to better illustrate the contour thereof; and,

FIG. 8 is an enlarged top profile view of a drawer panel to better illustrate the contour thereof.

The rear and bottom of the cabinet are flat and unornamented.

1 Claim, 5 Drawing Sheets



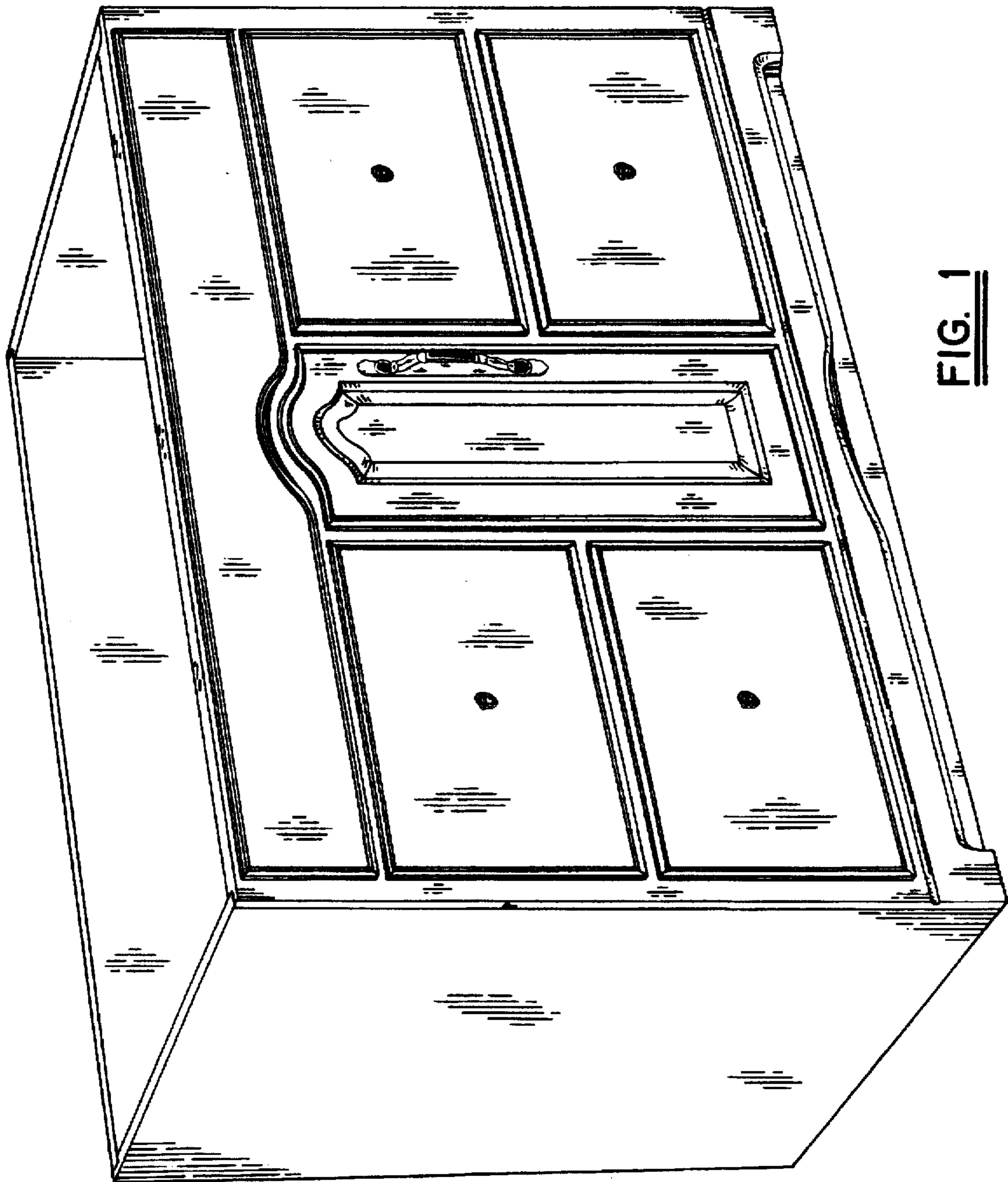


FIG. 1

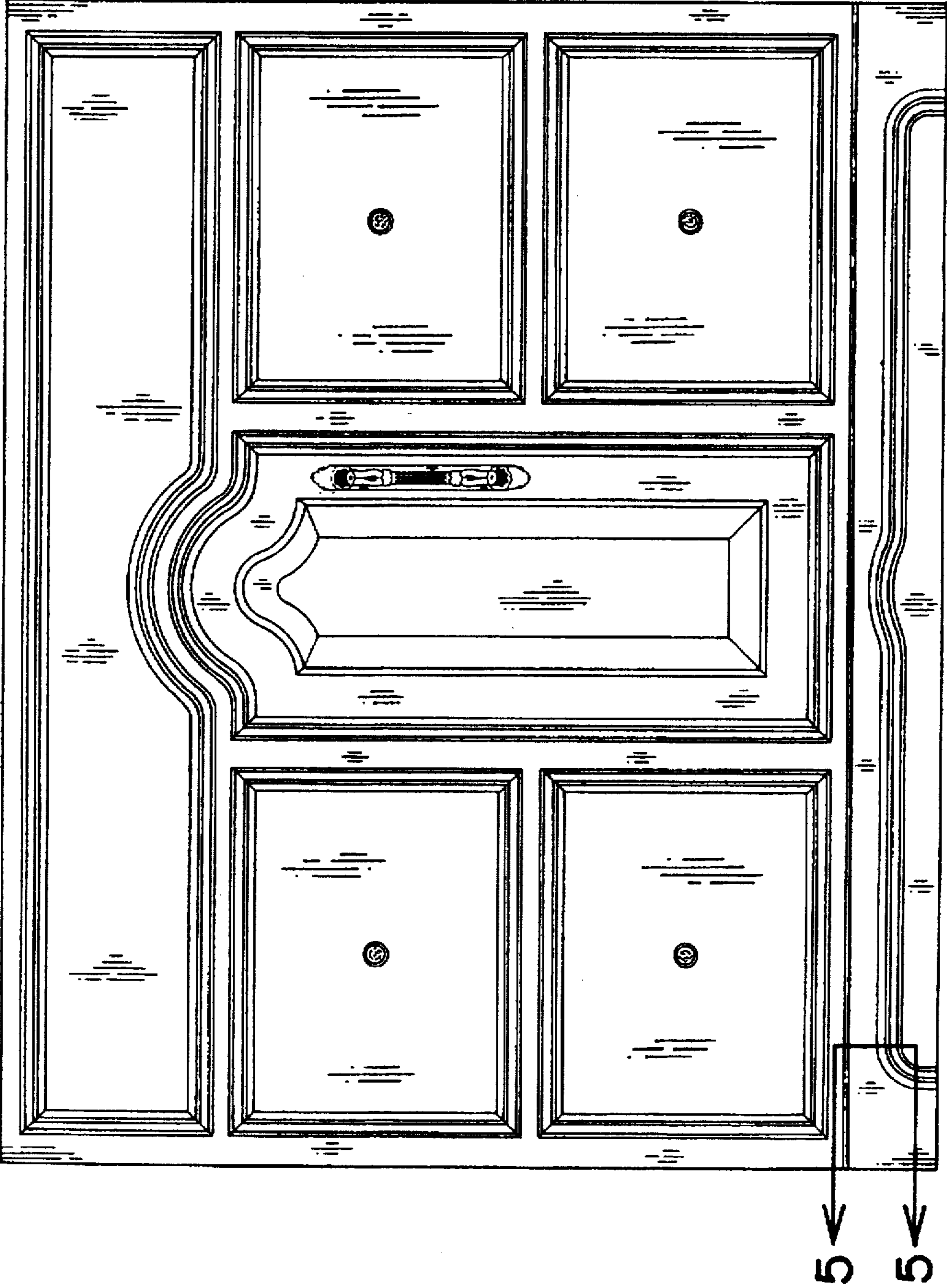


FIG. 2

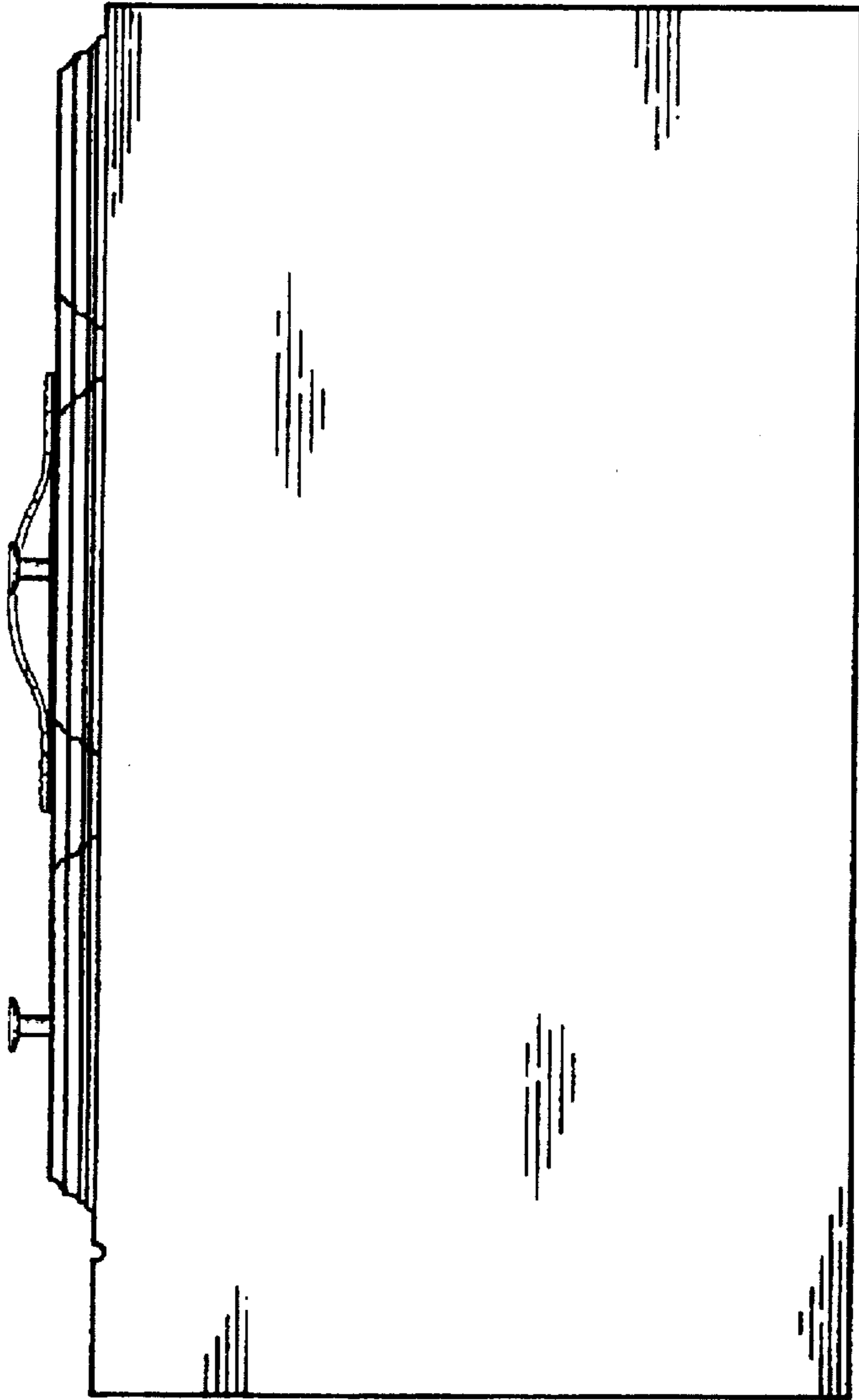


FIG. 3




FIG. 5




FIG. 4

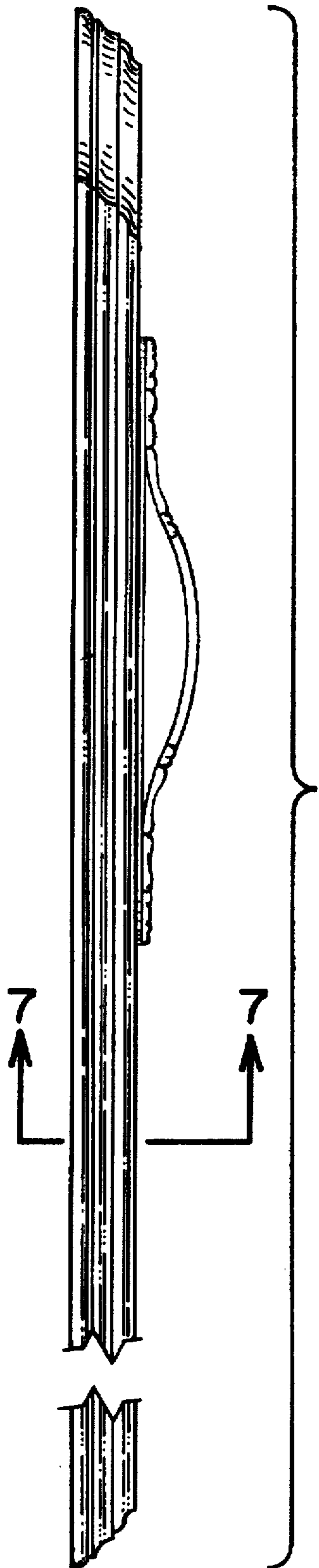


FIG. 6




FIG. 7



FIG. 8