



US00D385723S

**United States Patent** [19]  
**Palka**

[11] **Patent Number:** **Des. 385,723**  
[45] **Date of Patent:** **\*\*\*Nov. 4, 1997**

[54] **VANITY CABINET**

[76] **Inventor:** **James J. Palka**, 22351 W. Thornridge Dr., Kildeer, Ill. 60047

[\*] **Notice:** The portion of the term of this patent subsequent to Sep. 30, 2011, has been disclaimed.

[\*\*] **Term:** **14 Years**

[21] **Appl. No.:** **44,234**

[22] **Filed:** **Sep. 21, 1995**

[51] **LOC (6) Cl.** ..... **06-04**

[52] **U.S. Cl.** ..... **D6/445**

[58] **Field of Search** ..... D6/432-448; 312/204, 312/351.3, 257

[56] **References Cited**

**U.S. PATENT DOCUMENTS**

D. 270,125	8/1983	Aulbert et al.	.....	D6/446
D. 270,408	9/1983	Woudstra	.....	D6/446
D. 311,101	10/1990	Pauer et al.	.....	D6/446
D. 351,073	10/1994	Palka	.....	D6/446

**OTHER PUBLICATIONS**

"Queen's Guard" by Burlington ©1981 p. 16; Dresser #260-140 and 260-150 on page.  
*Sears s/s* 1979 p. 91 Base Cabinets on page.

*Montgomery Ward s/s* 1983 p. 639; Vanities "B" and C on page.

*J.C. Penney f/w* 1991 p. 1172; Vanity Base "A" on page.

*Primary Examiner*—Carmen H. Vales-Lado

*Attorney, Agent, or Firm*—August E. Roehrig, Jr.

[57] **CLAIM**

The ornamental design for a vanity cabinet, as shown and described.

**DESCRIPTION**

FIG. 1 is a front perspective view of a vanity cabinet showing my new design;

FIG. 2 is a front elevational view of a vanity cabinet showing my new design;

FIG. 3 is a right side elevational view, the left side elevational view is a mirror image thereof;

FIG. 4 is a top plan view;

FIG. 5 is an enlarged cross-sectional view of a portion of the vanity cabinet base to better illustrate the details and contour thereof;


FIG. 6 is an enlarged broken profile view of a cabinet door to better illustrate the details and contour thereof;

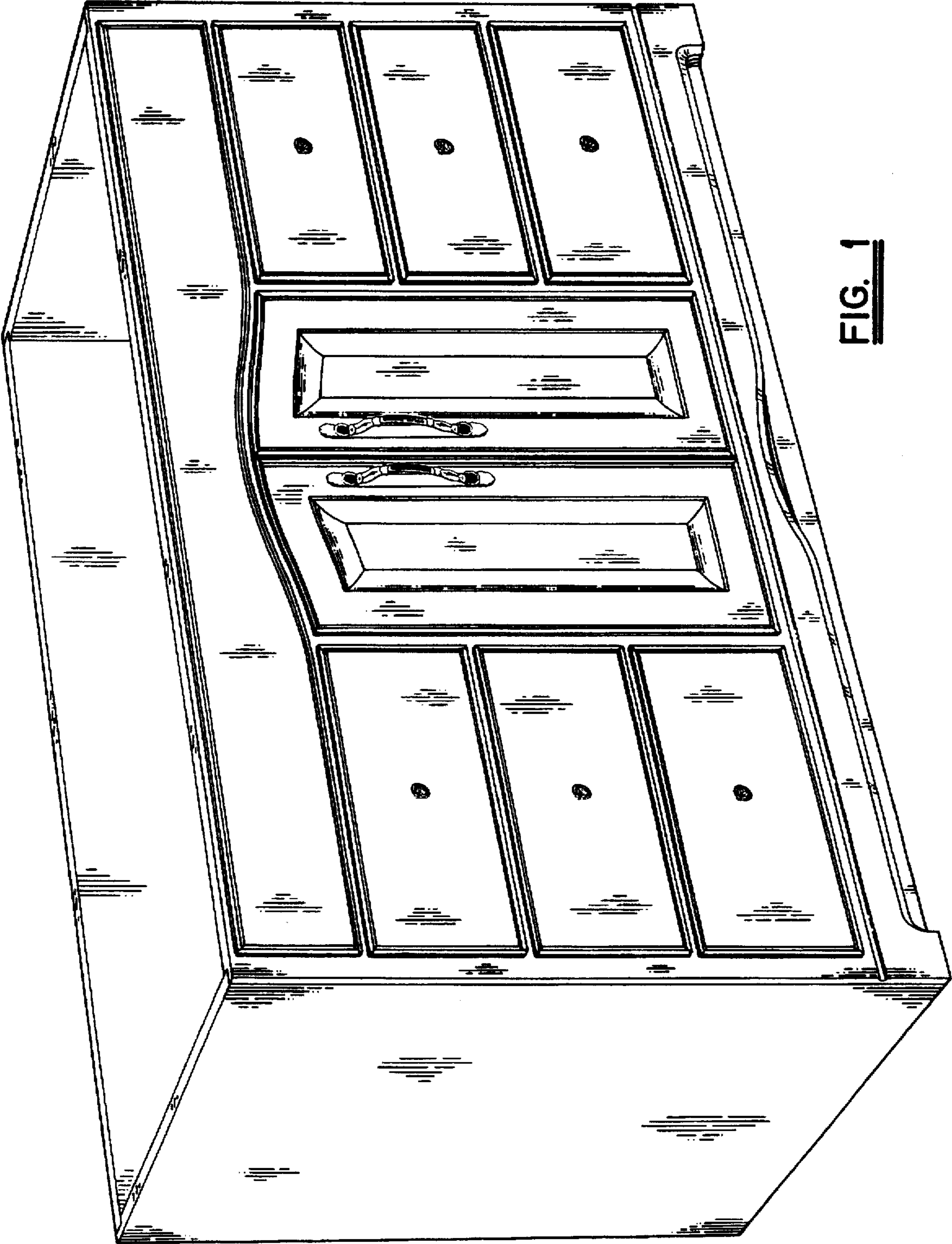
FIG. 7 is a cross-sectional view of FIG. 6 taken along lines 7-7 to better illustrate the contour thereof; and,

FIG. 8 is an enlarged top profile view of a drawer panel to better illustrate the contour thereof.

The rear and bottom of the cabinet are flat and unornamented.

**1 Claim, 5 Drawing Sheets**





**FIG. 1**

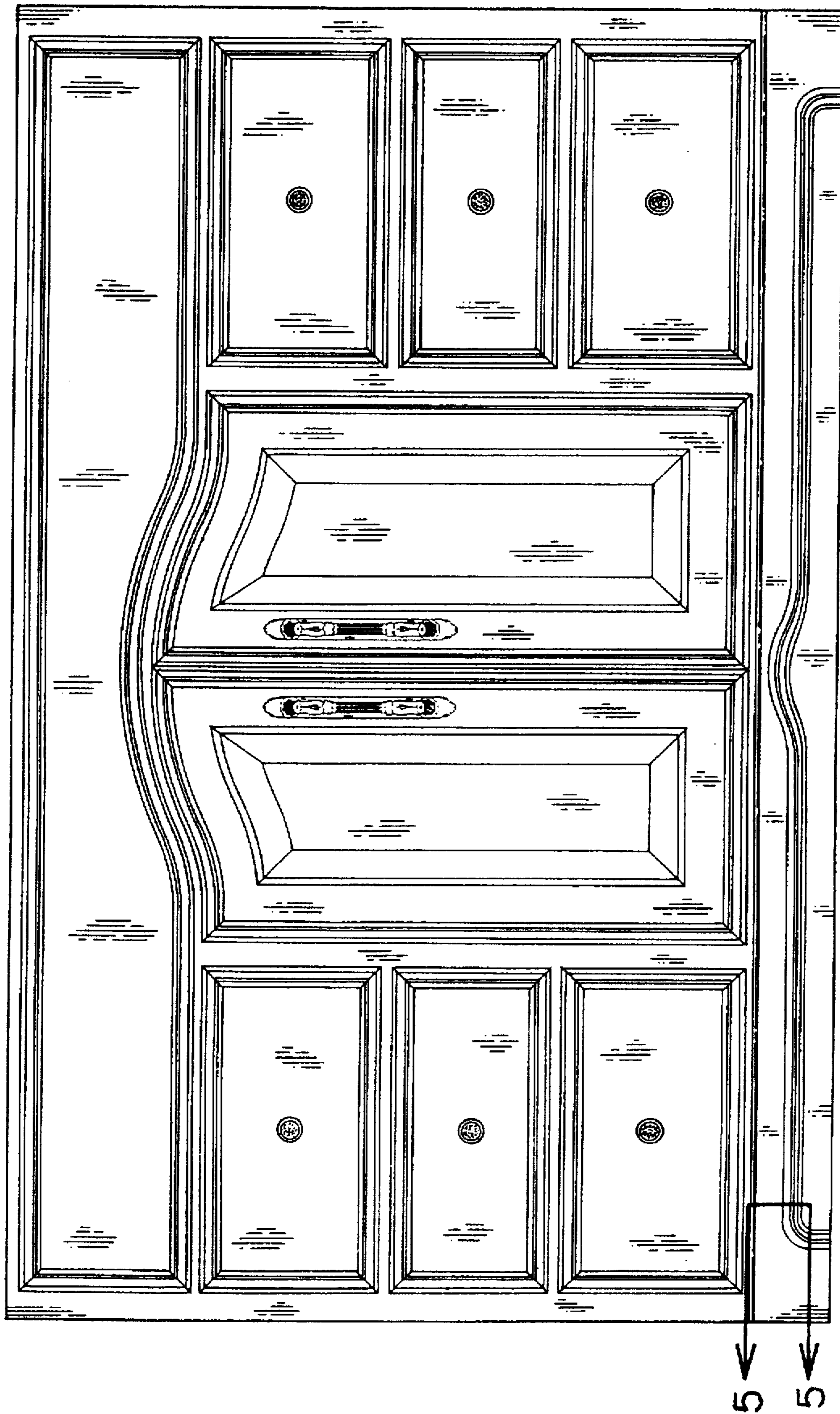


FIG. 2



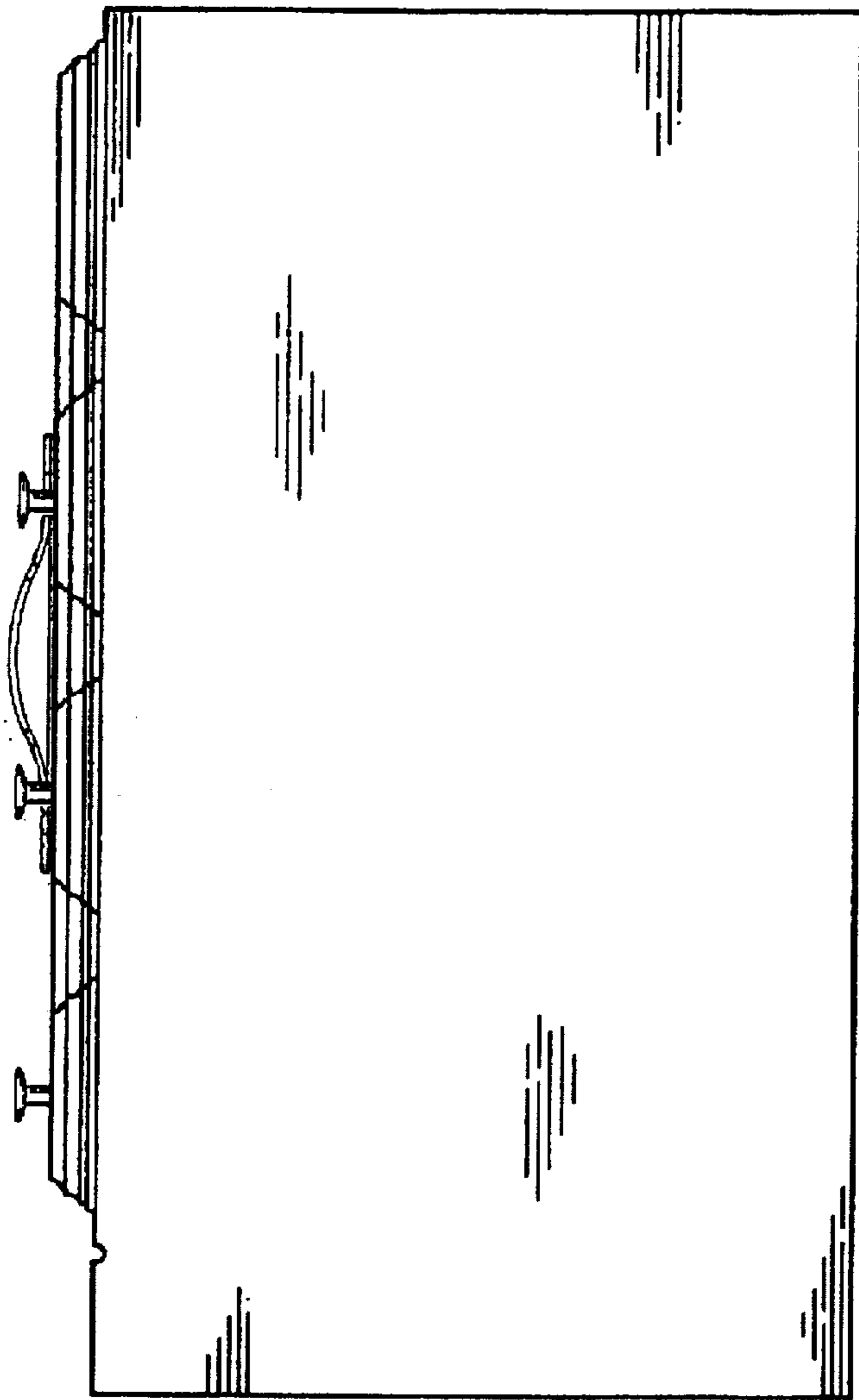


FIG. 3




FIG. 5




FIG. 4

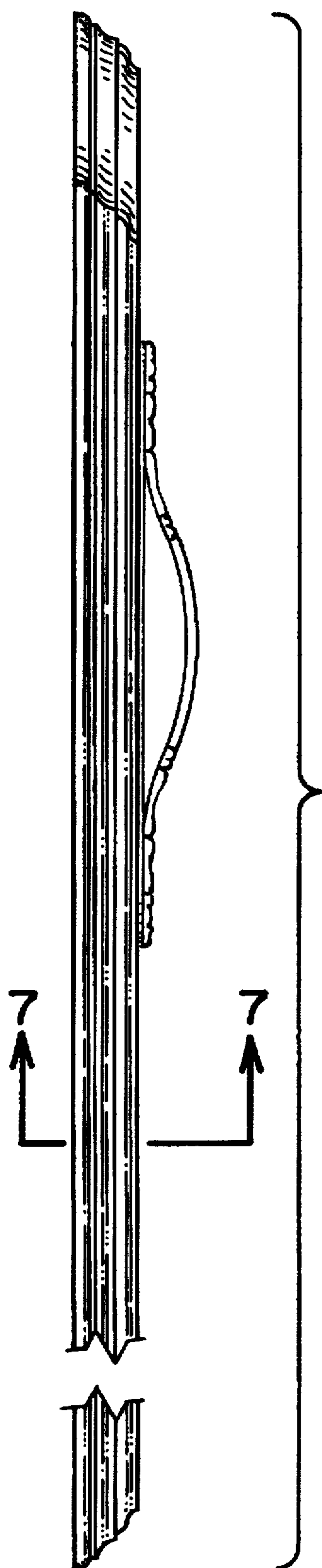


FIG. 6




FIG. 7

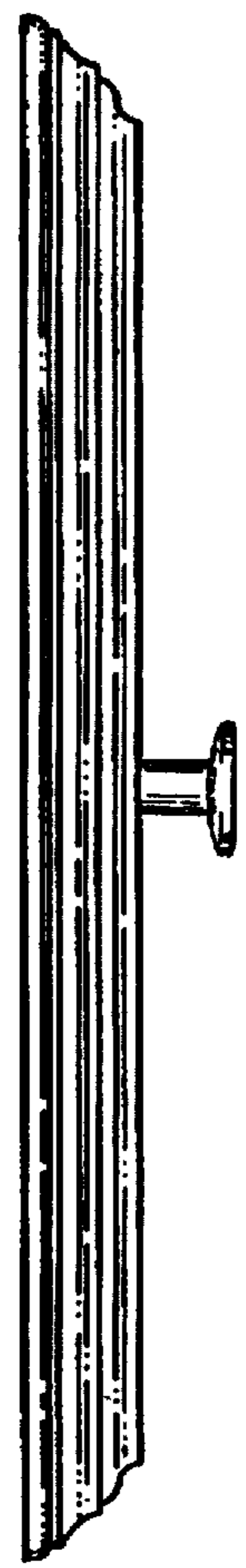


FIG. 8