



US00D385693S

United States Patent [19]

[11] Patent Number: **Des. 385,693**

Cass

[45] Date of Patent: ****Nov. 4, 1997**

[54] **SIDE ELEMENT OF A SHOE**

[75] Inventor: **William J. Cass, Hillsboro, Oreg.**

[73] Assignee: **Nike, Inc., Beaverton, Oreg.**

[**] Term: **14 Years**

[21] Appl. No.: **60,812**

[22] Filed: **Oct. 8, 1996**

[51] LOC (6) Cl. **02-99**

[52] U.S. Cl. **D2/972**

[58] Field of Search D2/896, 902, 907,
D2/972, 946, 969; 36/114, 116, 45, 47,
48

[56] **References Cited**

U.S. PATENT DOCUMENTS

D. 219,361	12/1970	Clnquegrans et al. .	
D. 220,464	4/1971	Hayashi	D2/902
D. 223,329	4/1972	Oshima	D2/907
D. 226,883	5/1973	Babicka	D2/907
D. 265,435	7/1982	Vernonet .	
D. 301,934	7/1989	Simonin .	
D. 311,637	10/1990	Hatfield	D2/972
D. 331,657	12/1992	Close .	
D. 333,205	2/1993	Zelenko .	
D. 344,397	2/1994	Zelenko .	
D. 347,938	6/1994	Smith .	
D. 351,275	10/1994	Hatfield et al. .	
D. 351,941	11/1994	Avar .	
D. 362,111	9/1995	Avar .	
D. 368,578	4/1996	Smith .	
D. 370,554	6/1996	Greene .	

OTHER PUBLICATIONS

Nike Fall Footwear 1993 Catalog; p. 28; Air Supreme Court Low (bottom right), Dec. 1992.
Spring 1992, Nike Footwear Catalog, p. 8, Published May 1991.

Fall 1989, Nike Footwear Catalog, p. 22, Published Dec. 1988.

Late Spring 1994, Nike Footwear Catalog, p. 34, Published Sep. 1993.

Holiday 1996, Nike Footwear Catalog, pp. 9, 54 Published Mar. 1996.

Fall 1996, Nike Footwear Catalog, pp. 38, 169, Published Dec. 1995.

Fall 1995, Nike Footwear Catalog, p. 68, Published Nov. 1994.

Spring 1995, Nike Footwear Catalog, p. 104, Published Jun. 1994.

Fall 1994, Nike Footwear Catalog, p. 34, Published Nov. 1993.

Holiday 1994, Nike Footwear Catalog, p. 50, Published Mar. 1993.

Primary Examiner—Dominic Simone
Attorney, Agent, or Firm—Banner & Witcoff, Ltd.

[57] **CLAIM**

The ornamental design for a side element of a shoe, as shown and described.

DESCRIPTION

FIG. 1 is a top plan view of a side element of a shoe showing my new design;

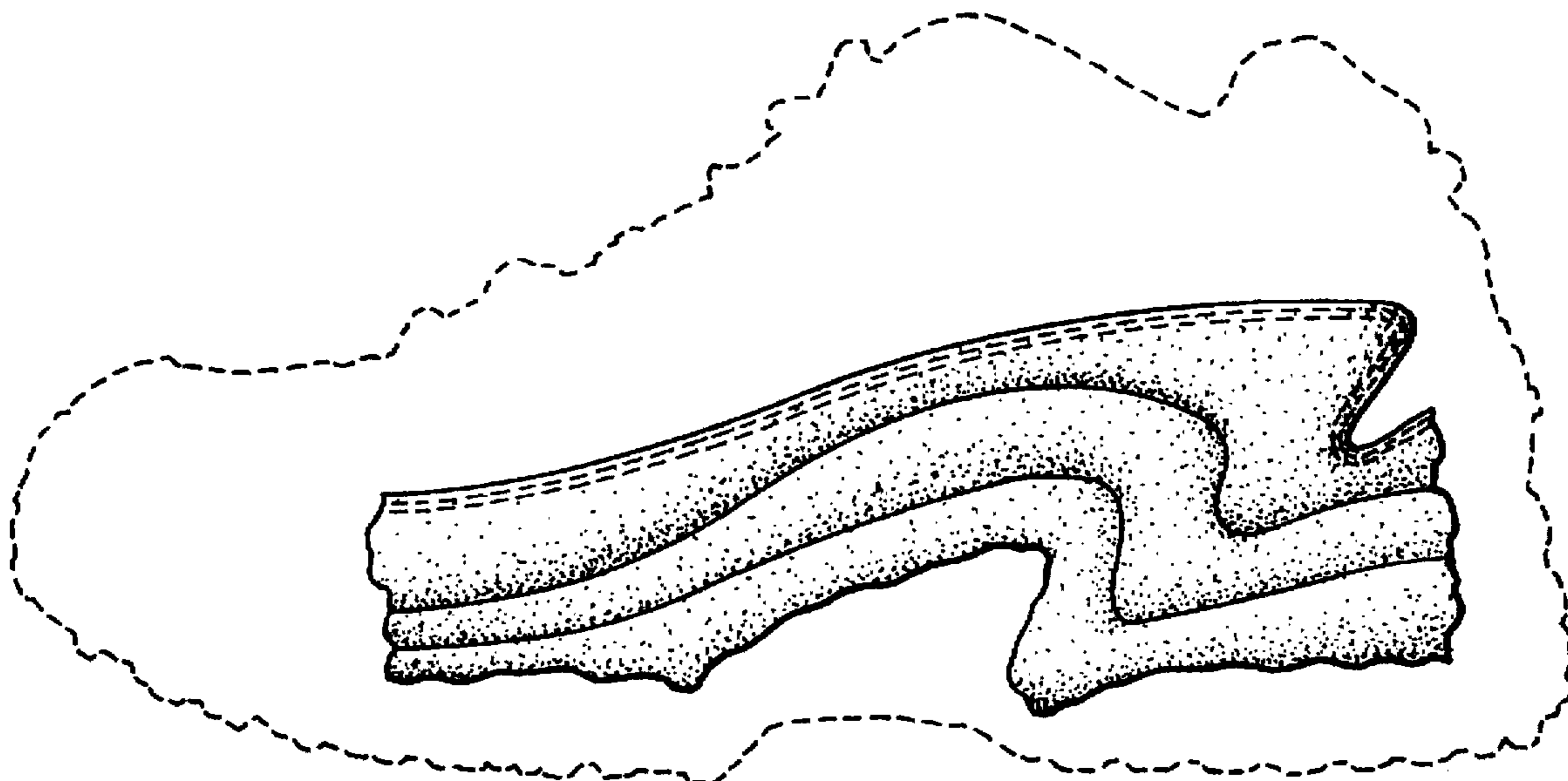
FIG. 2 is a side elevational view thereof;

FIG. 3 is a front perspective view thereof; and,

FIG. 4 is a rear perspective view thereof.

The broken line showing of the remaining portion of the shoe shown in FIGS. 1-4 is for illustrative purposes only and forms no part of the claimed design.

1 Claim, 2 Drawing Sheets



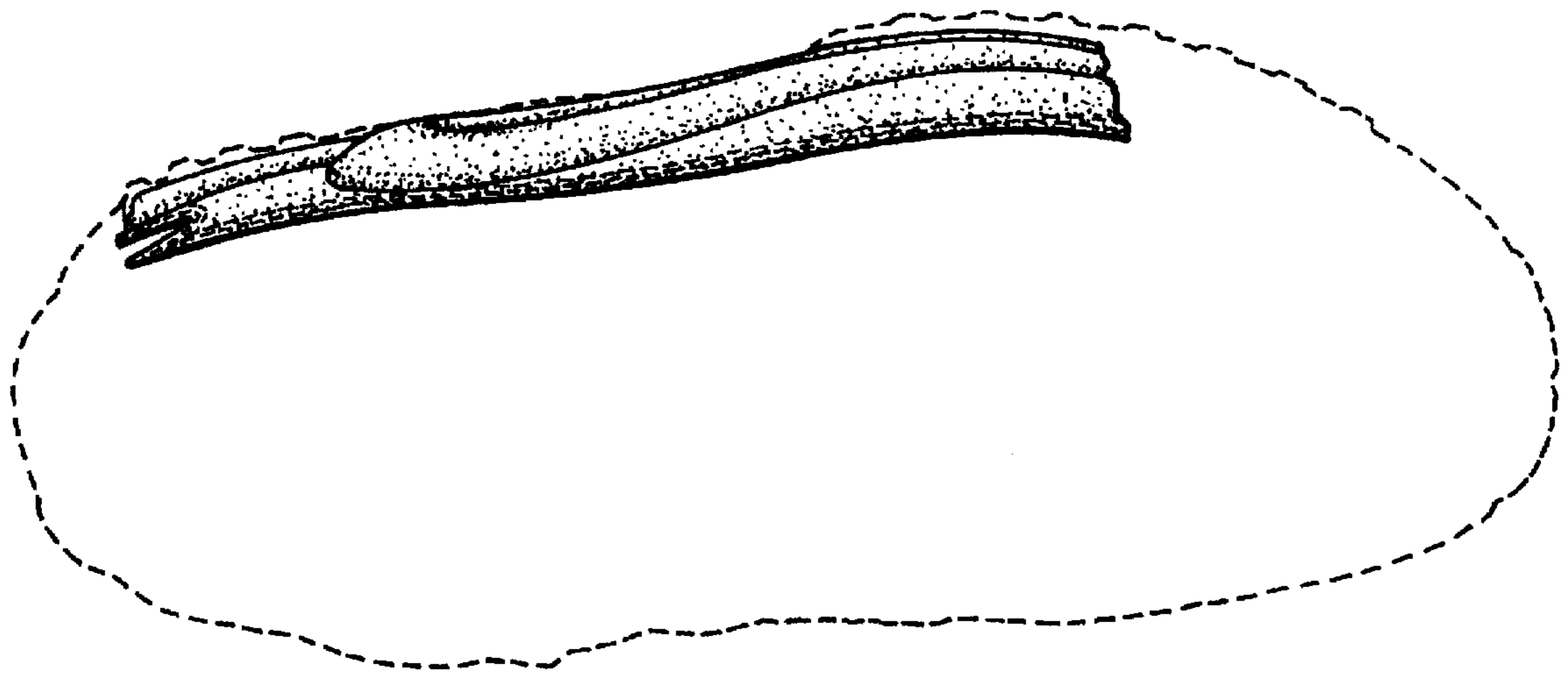


FIG. 1

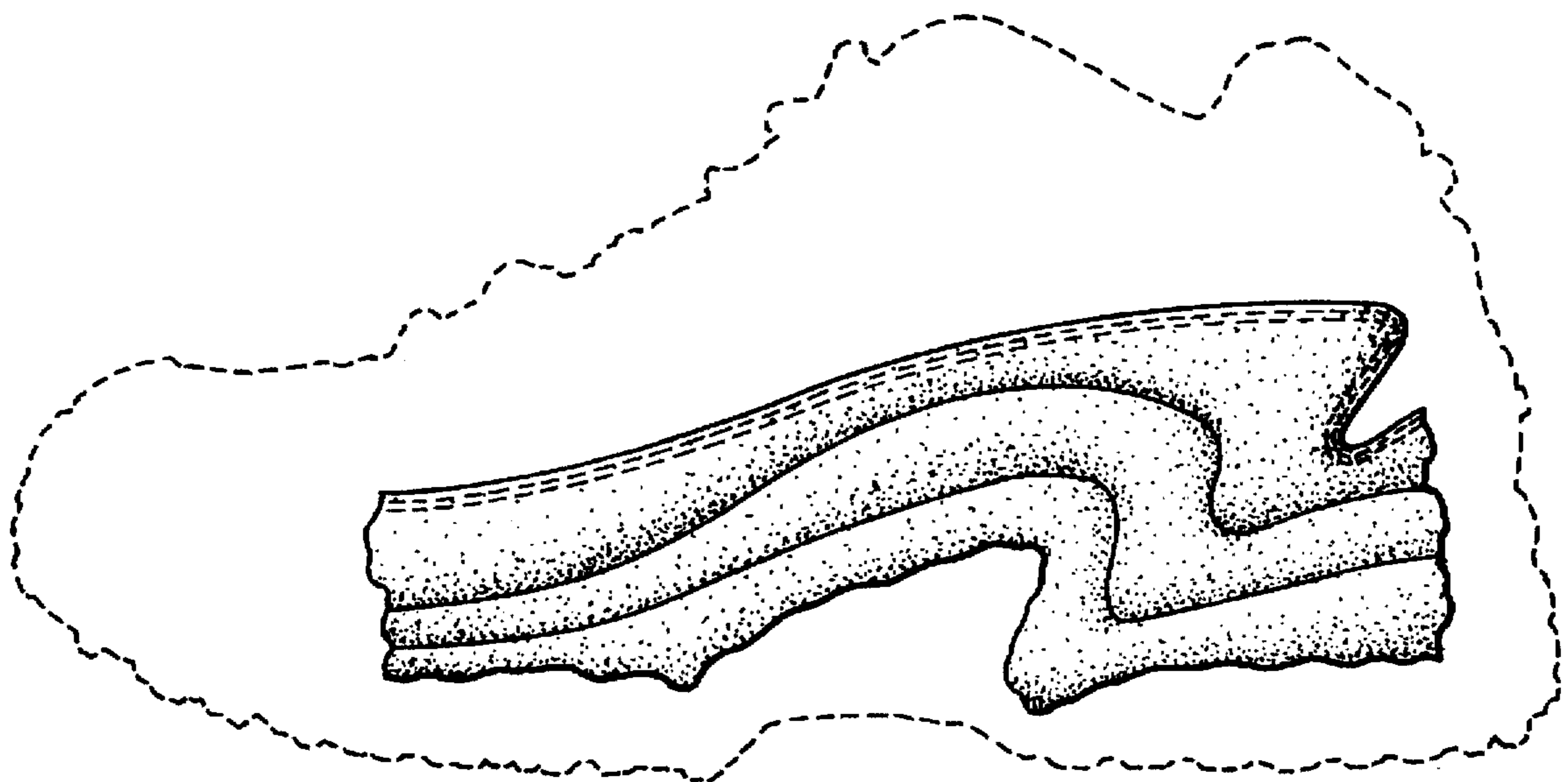


FIG. 2

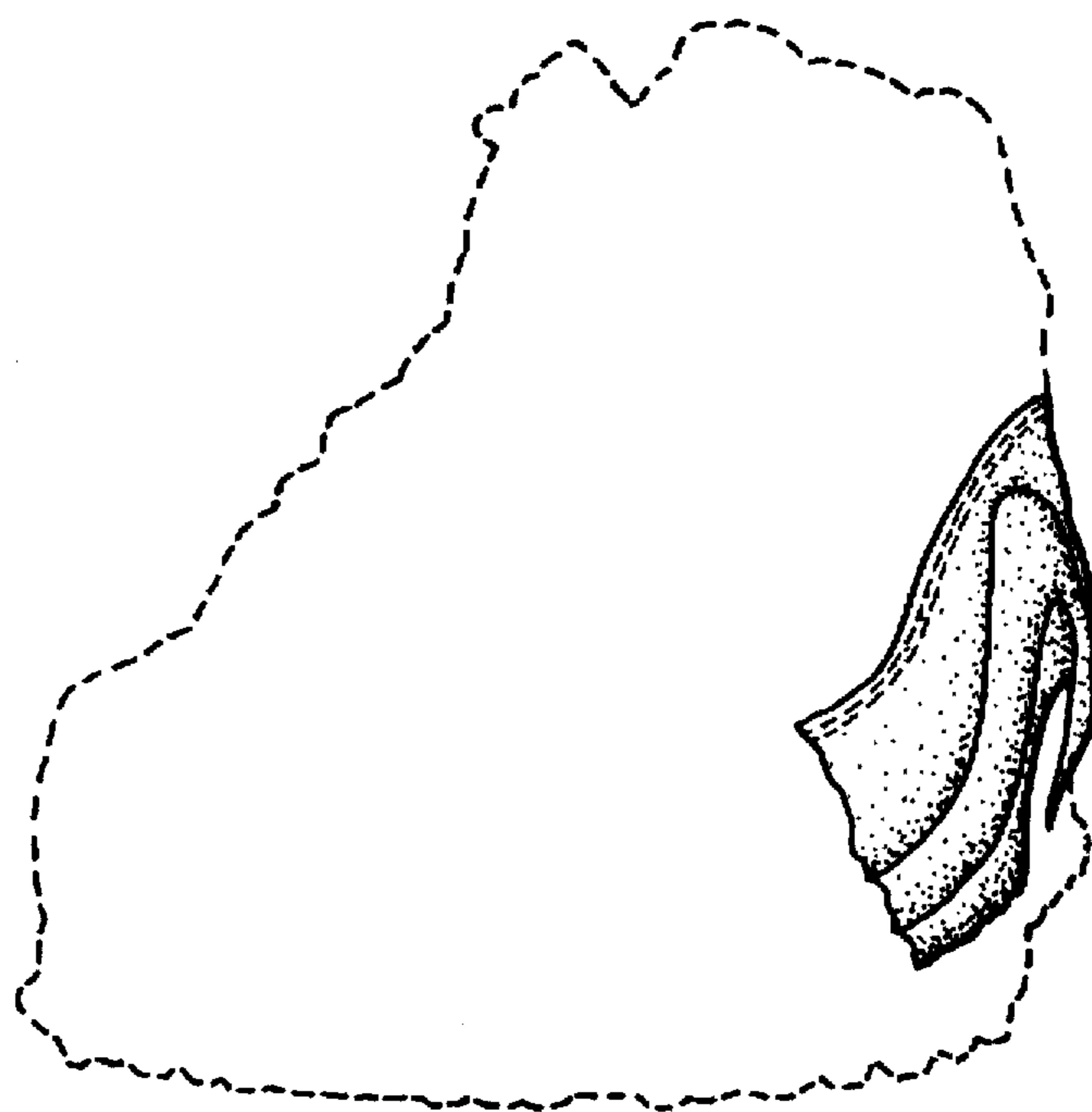


FIG. 3

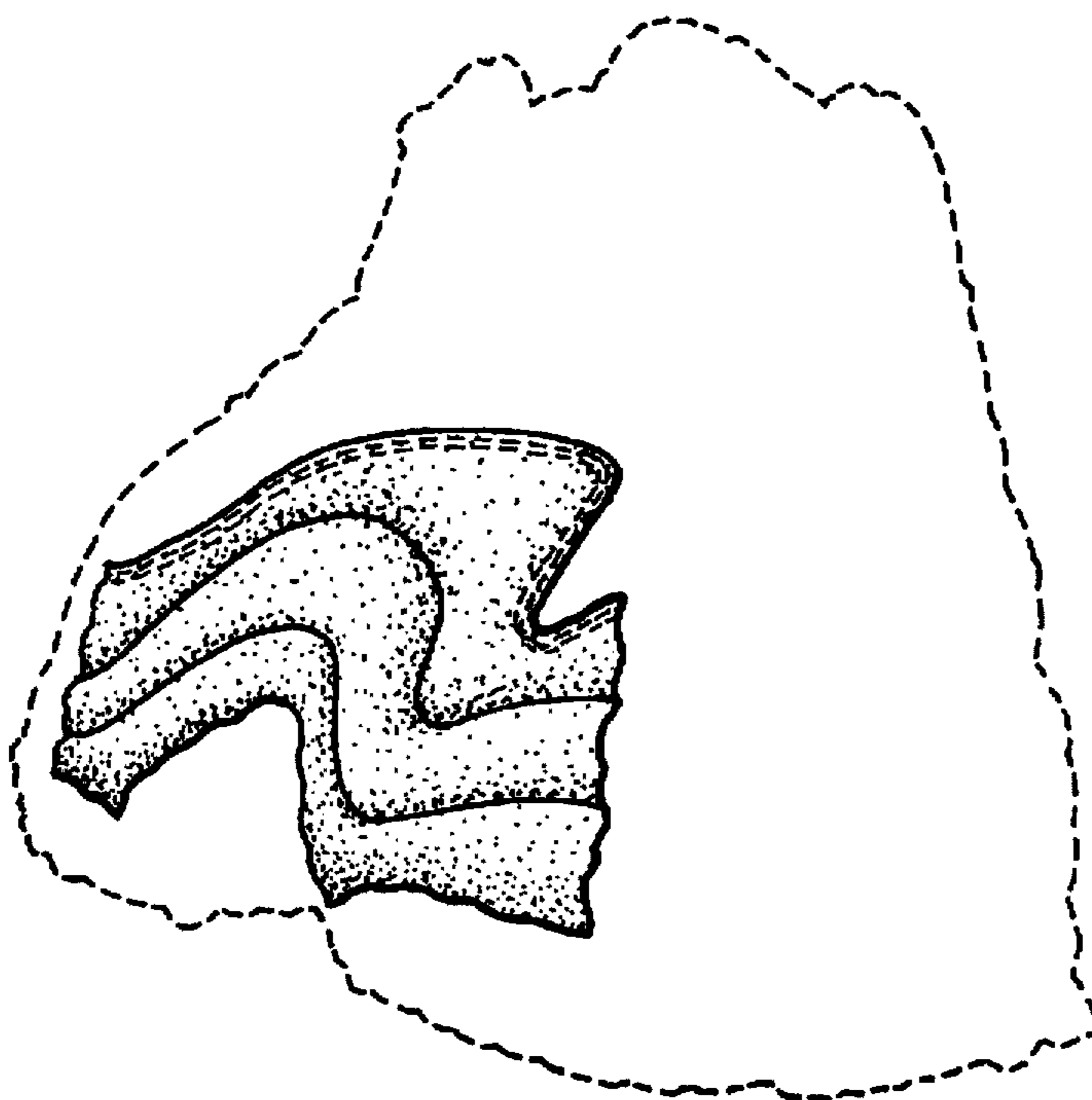


FIG. 4