

US00D385692S

United States Patent [19]
Beliveau

[11] **Patent Number:** **Des. 385,692**
[45] **Date of Patent:** ****Nov. 4, 1997**

[54] **BOOT UPPER**

[75] **Inventor:** **Robert Beliveau, Richmond, Canada**

[73] **Assignee:** **H.H. Brown Shoe Co. (Canada) Ltd.,
Oakville, Canada**

[**] **Term:** **14 Years**

[21] **Appl. No.:** **50,578**

[22] **Filed:** **Jan. 31, 1996**

[30] **Foreign Application Priority Data**

Jul. 31, 1995 [CA] Canada 1995-1733

[51] **LOC (6) Cl.** **02-04**

[52] **U.S. Cl.** **D2/970; D2/969; D2/912;
D2/910; D2/911; 36/58.5**

[58] **Field of Search** **D2/896, 902, 909,
D2/910, 911, 912, 969, 970; 24/712.1;
36/4, 7.1, 17 R, 50.1, 54, 58.5, 58.6, 59 C,
72 R, 89, 92**

[56] **References Cited**

U.S. PATENT DOCUMENTS

D. 204,658 5/1966 Wakeland 36/4 X
D. 219,361 12/1970 Cinquegrana et al. D2/912

D. 368,361 4/1996 Brooks et al. D2/912 X
D. 368,362 4/1996 Werman D2/912 X
2,619,741 12/1952 Clark 36/17 R
4,538,367 9/1985 Adams 36/50.1
4,574,497 3/1986 Jindra 36/72 X

Primary Examiner—Louis S. Zarfes
Assistant Examiner—Monica A. Weingart
Attorney, Agent, or Firm—Foley & Lardner

[57] **CLAIM**

The ornamental design for a boot upper, as shown and described.

DESCRIPTION

FIG. 1 is a perspective view of my new design for a boot upper;

FIG. 2 is a side elevation thereof, the other side being a mirror image;

FIG. 3 is a top plan view thereof;

FIG. 4 is a front elevation thereof; and,

FIG. 5 is a rear elevation thereof.

The bottom view does not form a part of my design.

The broken line showing of the sole of the boot is for illustrative purposes only and forms no part of the claimed design.

1 Claim, 3 Drawing Sheets





Fig. 1



Fig. 2

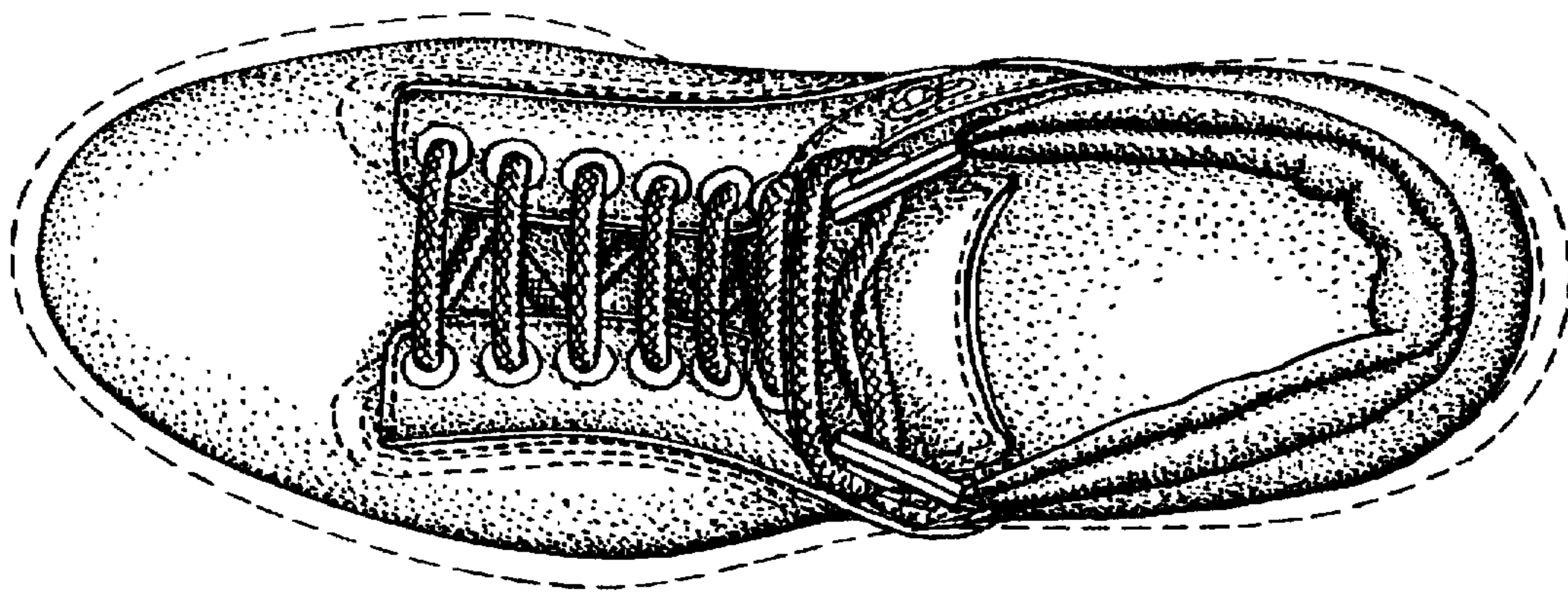


Fig. 3

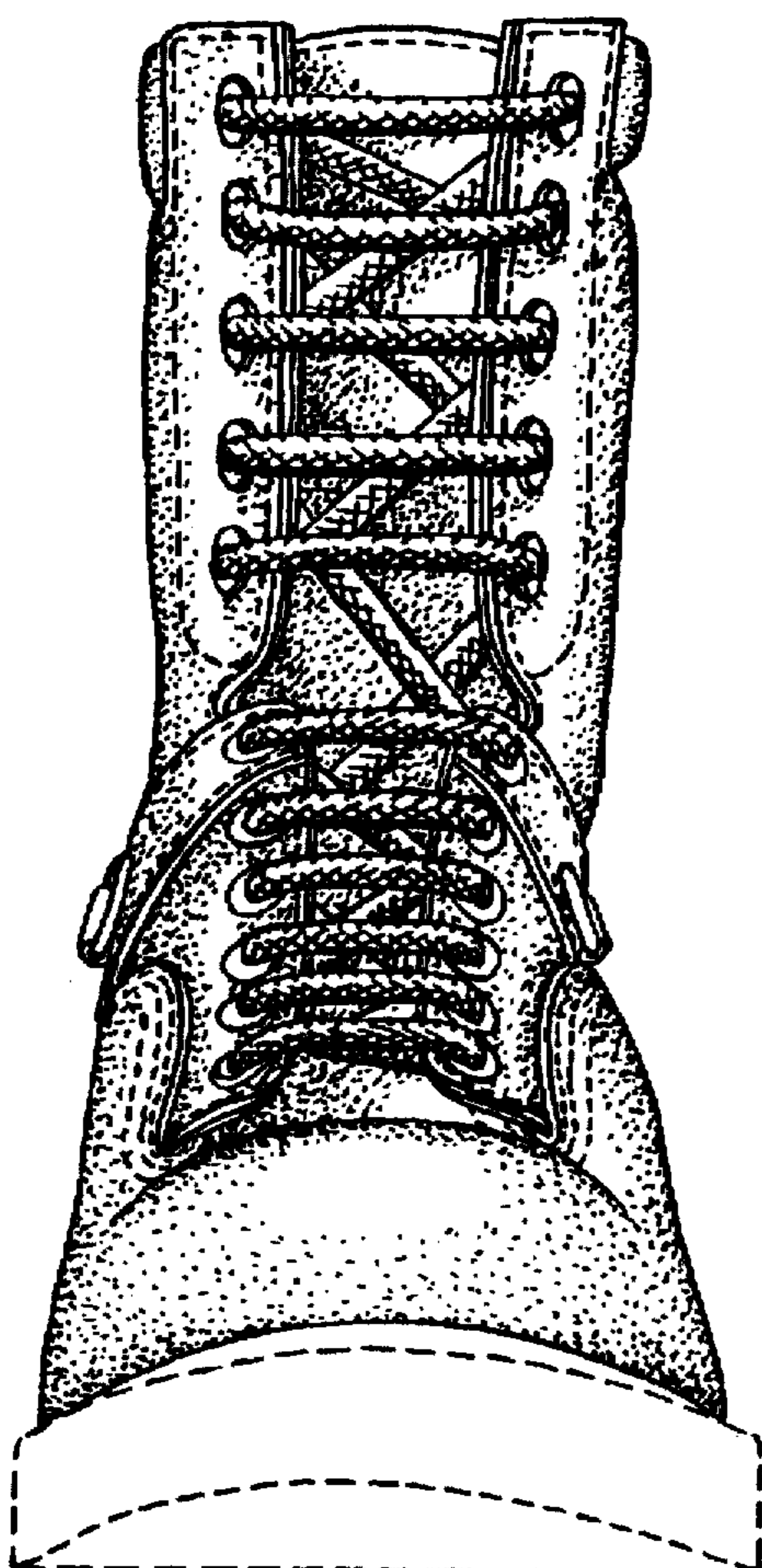


Fig. 4

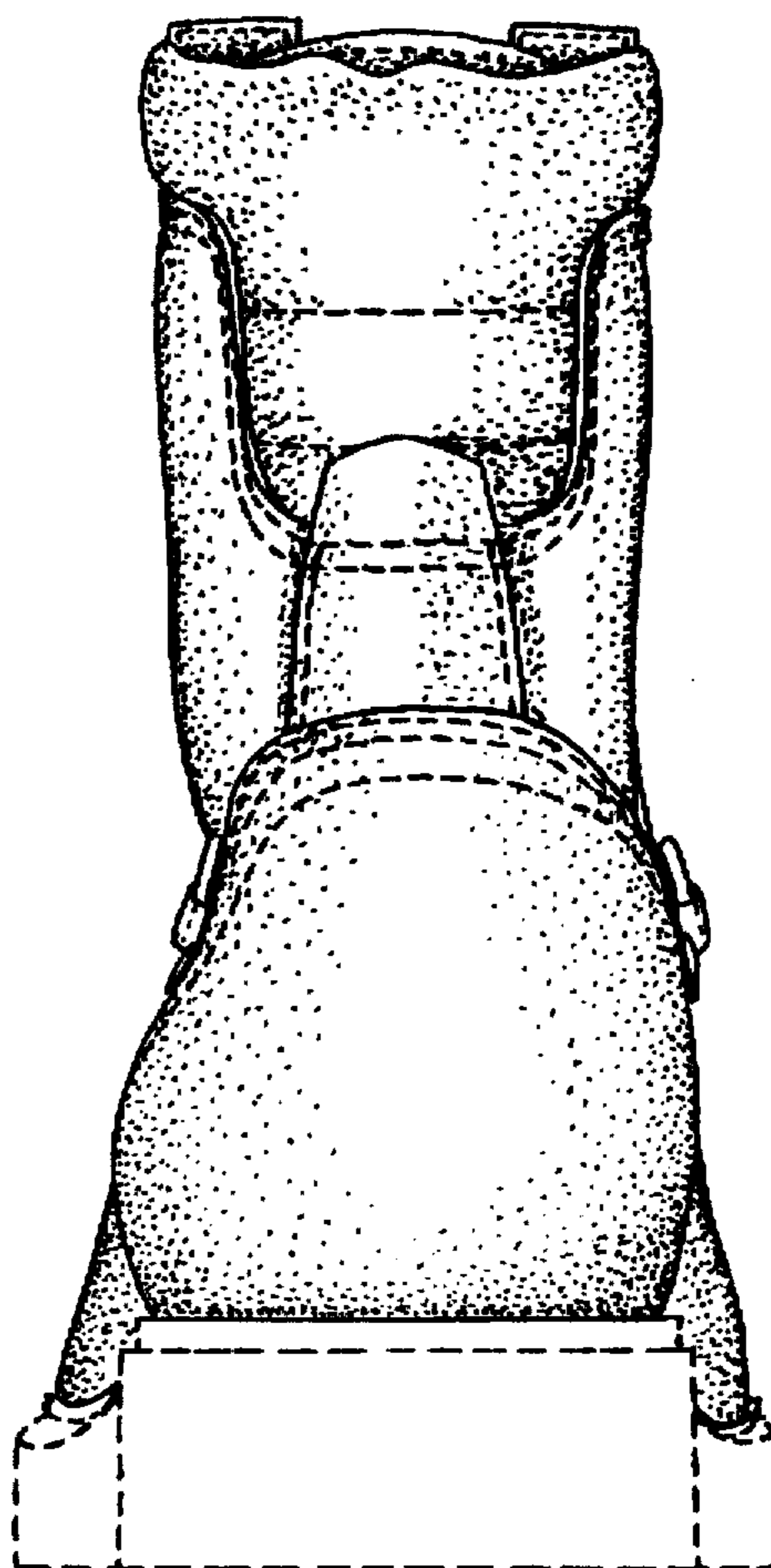


Fig. 5