



US00D385682S

# United States Patent [19]

[11] Patent Number: **Des. 385,682**

Erwin

[45] Date of Patent: **\*\*Oct. 28, 1997**

[54] **MAILBOX WITH AUXILIARY SLOT**

[75] Inventor: **Ronald Dean Erwin**, Fayetteville, Ga.

[73] Assignee: **Erwin Industries, Inc.**, Peachtree City, Ga.

[\*\*] Term: **14 Years**

[21] Appl. No.: **45,613**

[22] Filed: **Oct. 25, 1995**

[51] LOC (6) CL. .... **99-00**

[52] U.S. Cl. .... **D99/31**

[58] Field of Search ..... D99/29, 30, 31, D99/32, 33; 232/1 C, 1 D, 4 R, 5, 17, 19, 25, 26, 27, 28, 34, 35, 37, 38, 39, 43.4

[56] **References Cited**

**U.S. PATENT DOCUMENTS**

D. 70,163	5/1926	Dobbins .....	D99/32
D. 172,997	9/1954	Stahlings .....	D99/32
D. 197,683	3/1964	Kusel .....	D99/32
D. 199,107	9/1964	Kusel .....	D99/32
D. 200,748	3/1965	Taylor .....	D99/32
D. 254,755	4/1980	Mortensen et al. ....	D99/32
D. 263,514	3/1982	Paparella .....	D99/31 X
D. 291,937	9/1987	Fisher .....	D99/30
D. 313,106	12/1990	Hoffman et al. ....	D99/31
D. 338,762	8/1993	Nichols .....	D99/32
D. 344,272	2/1994	Gaines .....	D99/32
3,957,250	5/1976	Murphy .....	256/19
4,146,171	3/1979	Hodge .....	232/1 C

4,540,160	9/1985	Zanavich et al. ....	256/19
4,602,765	7/1986	Loper et al. ....	256/19
4,709,853	12/1987	Hahn .....	232/39
5,078,367	1/1992	Simpson et al. ....	256/24
5,215,290	6/1993	Khalessi .....	256/19
5,421,556	6/1995	Dodge et al. ....	256/1
5,465,902	11/1995	Hanson .....	232/1 C X

*Primary Examiner*—James Gandy  
*Assistant Examiner*—Caron D. Veynar  
*Attorney, Agent, or Firm*—Arthur A. Gardner


[57] **CLAIM**


The ornamental design for a mailbox with auxiliary slot, as shown and described.

**DESCRIPTION**


FIG. 1 is a perspective view of the mailbox with auxiliary slot according to the preferred embodiment;  
FIG. 2 is a front elevation of the mailbox with auxiliary slot shown in FIG. 1;  
FIG. 3 is a rear elevation of the mailbox with auxiliary slot shown in FIG. 1;  
FIG. 4 is a left side elevation of the mailbox with auxiliary slot shown in FIG. 1;  
FIG. 5 is a right side elevation of the mailbox with auxiliary slot shown in FIG. 1;  
FIG. 6 is a top view of the mailbox with auxiliary slot shown in FIG. 1; and  
FIG. 7 is a bottom view of the mailbox with auxiliary slot shown in FIG. 1.

**1 Claim, 5 Drawing Sheets**







**FIG. 1**




**FIG. 2**



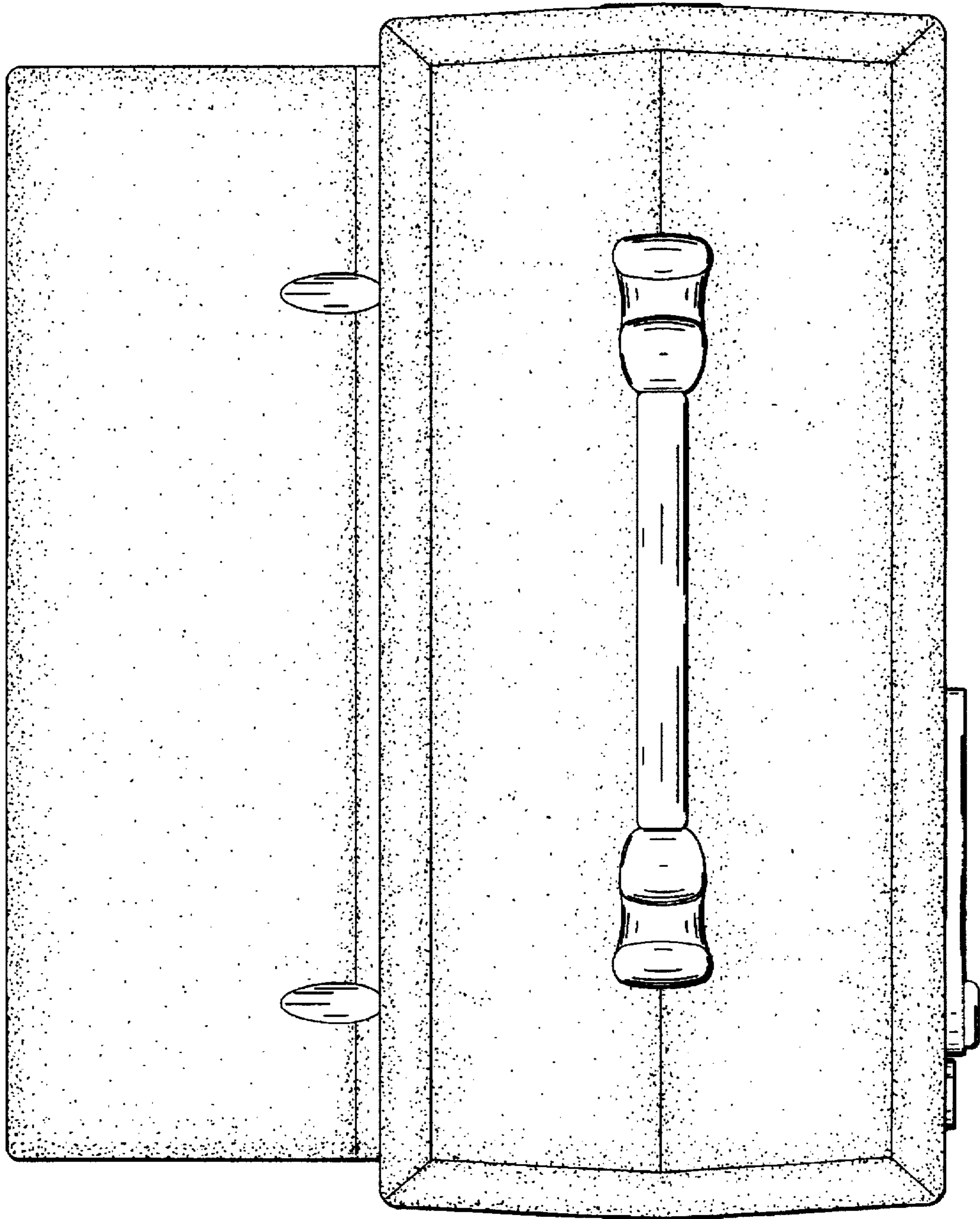
**FIG. 3**



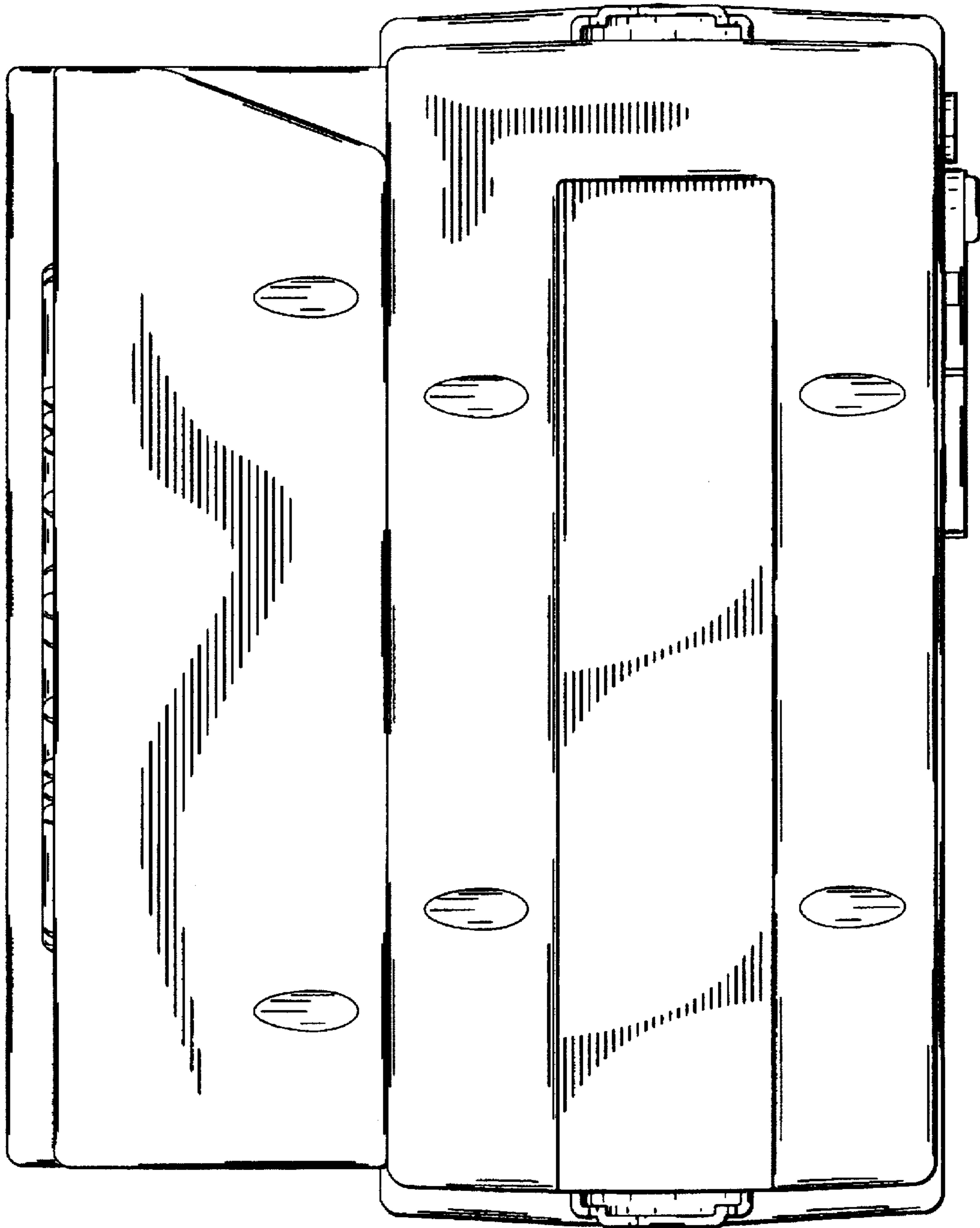
**FIG. 4**



**FIG. 5**



**FIG. 6**



**FIG. 7**