



US00D385657S

United States Patent [19]
Ostlund

[11] **Patent Number: Des. 385,657**

[45] **Date of Patent: **Oct. 28, 1997**

[54] **COMB**
[75] **Inventor: Wendy A. Ostlund, Eden Prairie, Minn.**
[73] **Assignee: Mebco Industries, Inc., Minnetonka, Minn.**
[**] **Term: 14 Years**

[21] **Appl. No.: 59,541**
[22] **Filed: Sep. 12, 1996**

[51] **LOC (6) Cl. 28-03**
[52] **U.S. Cl. D28/30; D28/25; D28/13**
[58] **Field of Search D28/24, 25, 26, D28/28, 30, 35, 13, 15, 18; 132/219, 212, 112, 116, 119, 122, 123, 143, 147-150, 155, 226-229, 232, 265, 269, 271, 272; 34/96, 97, 98; 392/380, 383, 384; 219/222, 225**

[56] **References Cited**
U.S. PATENT DOCUMENTS

D. 209,724 12/1967 McNair D28/24
D. 256,846 9/1980 Haase D28/18 X

D. 263,001 2/1982 Wistrand D28/25 X
1,197,872 9/1916 Taylor 132/150 X
3,613,257 10/1971 Yashike et al. D28/15 X
4,023,578 5/1977 Buhler 132/271
4,040,432 8/1977 Adinolfi 132/271

FOREIGN PATENT DOCUMENTS

966170 10/1950 France 132/150
3201433 7/1983 Germany 219/222
24663 10/1912 United Kingdom 34/97

Primary Examiner—Catherine Tuttle
Attorney, Agent, or Firm—Kinney & Lange, P.A.

[57] **CLAIM**

The ornamental design for a comb, as shown.

DESCRIPTION

FIG. 1 is a perspective view;
FIG. 2 is a top view;
FIG. 3 is a front view;
FIG. 4 is a left side elevational view;
FIG. 5 is a right side elevational view;
FIG. 6 is a rear view; and,
FIG. 7 is a bottom view.

1 Claim, 3 Drawing Sheets

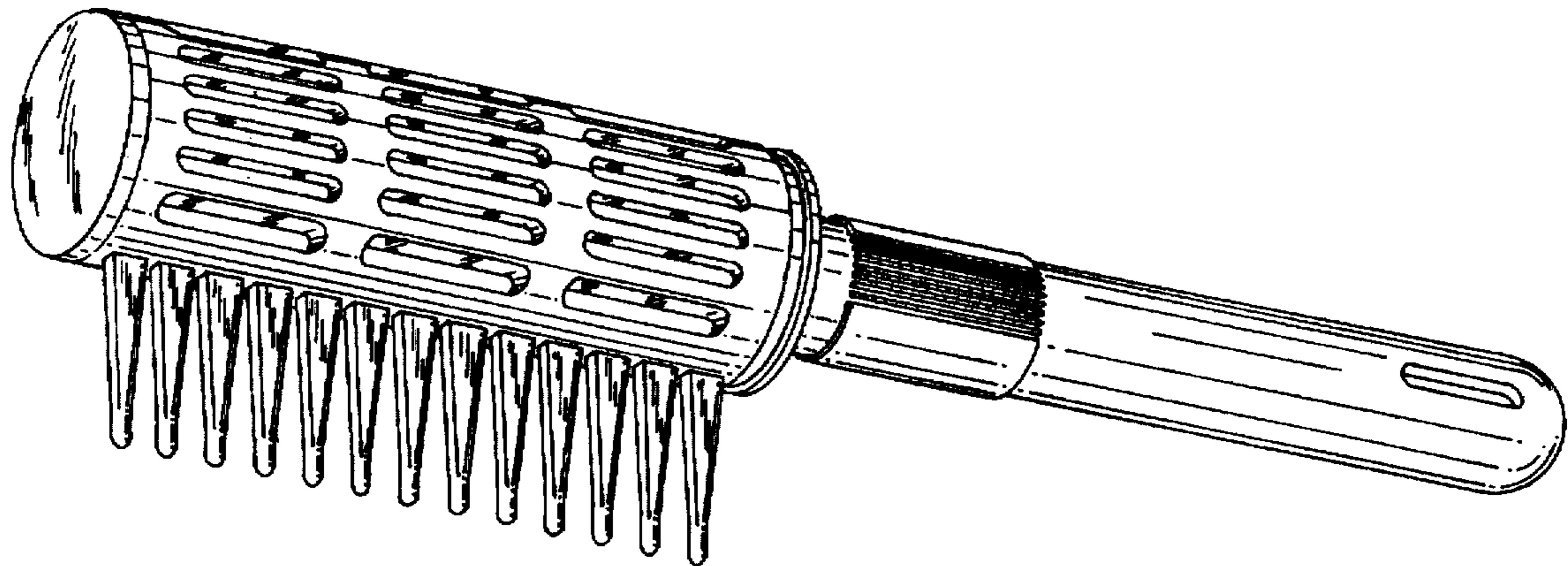
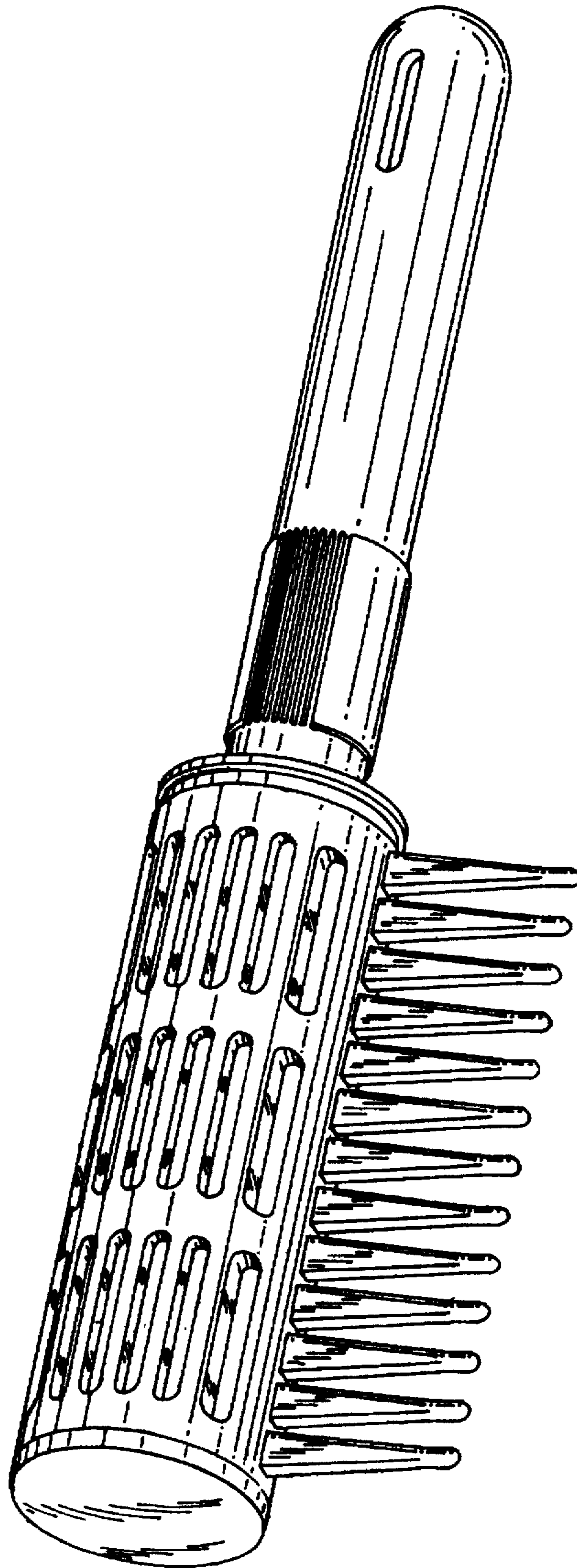


Fig. 1



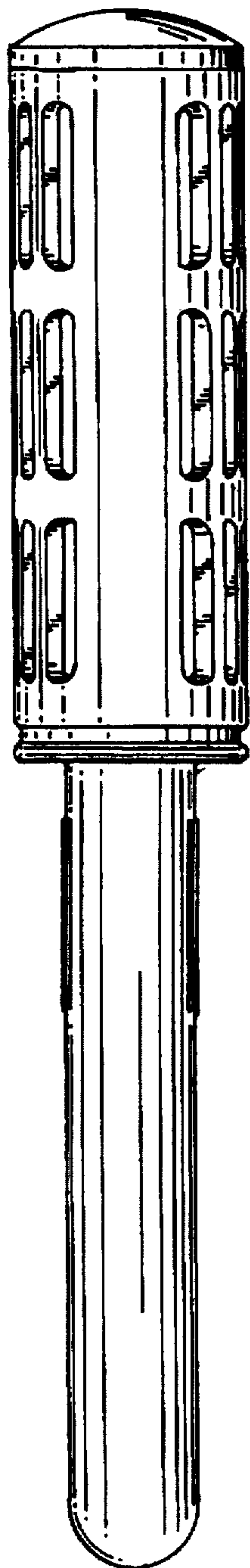


Fig. 2

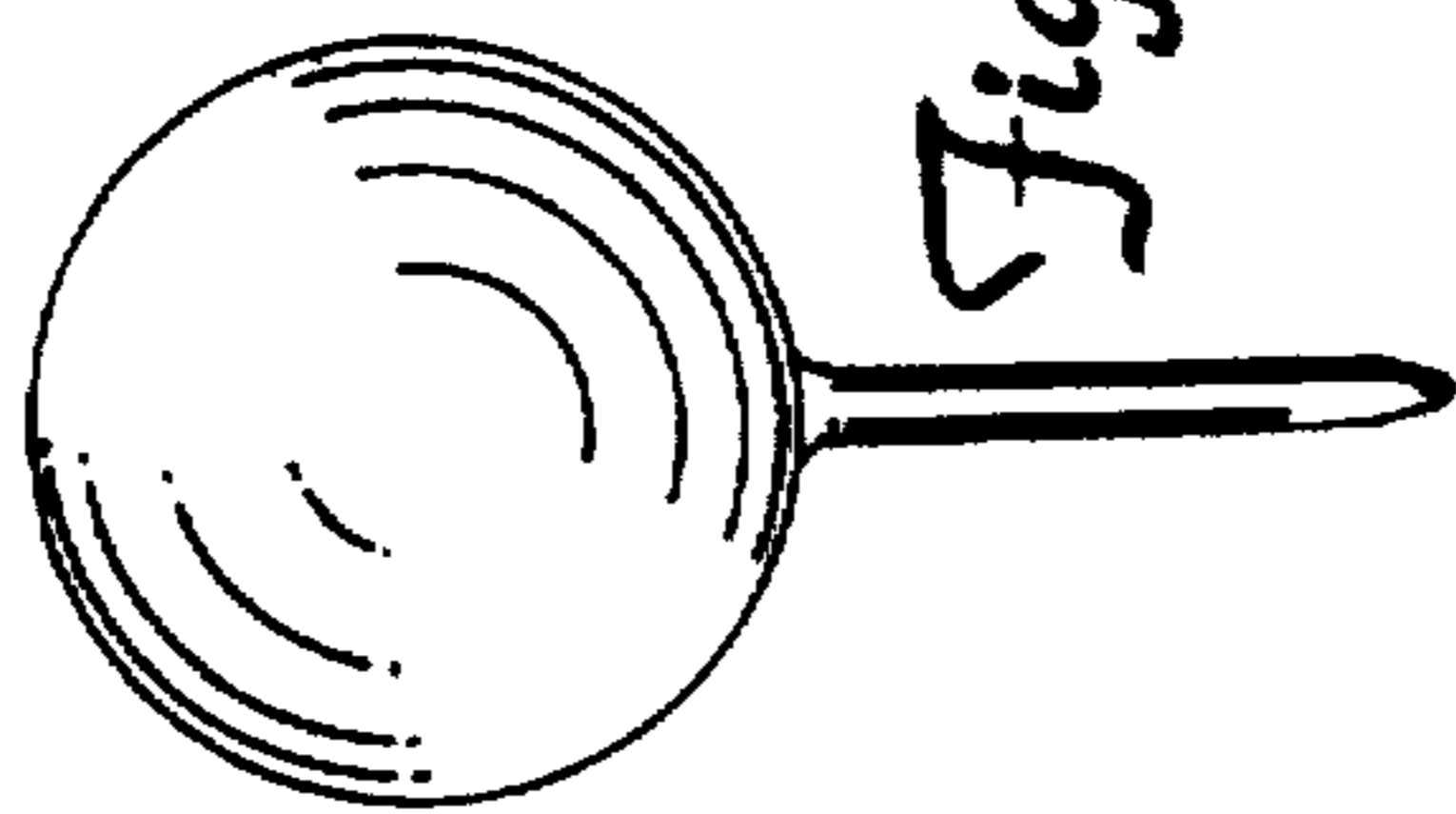


Fig. 3

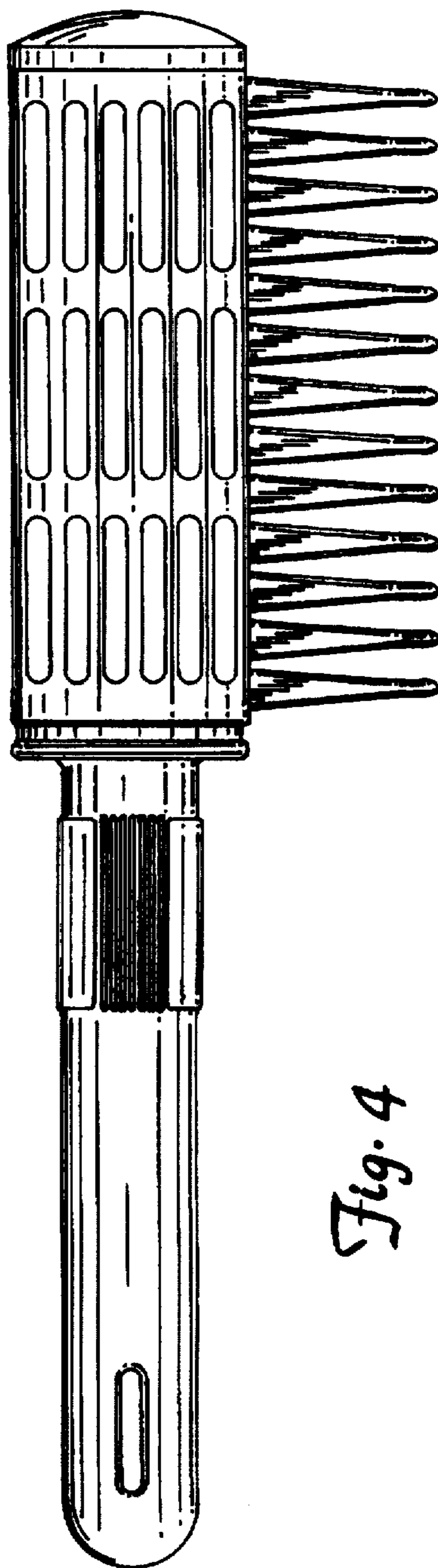


Fig. 4

