



US00D385626S

United States Patent [19]

[11] Patent Number: Des. 385,626

Mosior et al.

[45] Date of Patent: **Oct. 28, 1997

[54] **COMBINED ENCLOSURE FOR A NEEDLE DISPOSAL CONTAINER AND GLOVE DISPENSER**

4,809,850	3/1989	Laible et al.	206/366
4,903,832	2/1990	Stewart	D24/131
4,911,294	3/1990	Russo et al.	206/366
5,080,251	1/1992	Noack	206/366
5,240,108	8/1993	Tonna	206/366
5,387,735	2/1995	Ponsi et al.	206/366 X

[75] Inventors: **Donald J. Mosior**, Lake Geneva, Wis.; **Lawrence G. Ponsi**, Wheeling; **John O'Daniel**, Lake Barrington, both of Ill.

Primary Examiner—Louis S. Zarfaz
Assistant Examiner—Frank Martinez
Attorney, Agent, or Firm—Lee, Mann, Smith, McWilliams, Sweeney & Ohlson

[73] Assignee: **Sage Products, Inc.**, Crystal Lake, Ill.

[*] Notice: The portion of the term of this patent subsequent to Oct. 21, 2011, has been disclaimed.

[**] Term: **14 Years**

[57] CLAIM

The ornamental design for a combined enclosure for a needle disposal container and glove dispenser, as shown and described.

[21] Appl. No.: **46,568**

DESCRIPTION

[22] Filed: **Oct. 5, 1995**

FIG. 1 is a front elevational view of a combined enclosure for a needle disposal container and a glove dispenser according to our invention;
FIG. 2 is a side elevational view thereof, from the left of FIG. 1;
FIG. 3 is a side elevational view of the opposite side thereof;
FIG. 4 is a top plan view thereof;
FIG. 5 is a bottom plan view thereof;
FIG. 6 is a rear elevational view thereof; and
FIG. 7 is a front perspective view taken from the top right of our invention.

[51] LOC (6) Cl. **09-09**

[52] U.S. Cl. **D24/131**

[58] Field of Search D24/131; 206/366, 206/363, 364, 365

[56] References Cited

U.S. PATENT DOCUMENTS

D. 306,509	3/1990	Hanifl et al.	D24/131 X
D. 335,372	5/1993	Mosior	D24/131 X
D. 335,373	5/1993	Mosior	D24/131 X
4,715,498	12/1987	Hanifl	206/366
4,779,728	10/1988	Hanifl	206/366

1 Claim, 5 Drawing Sheets


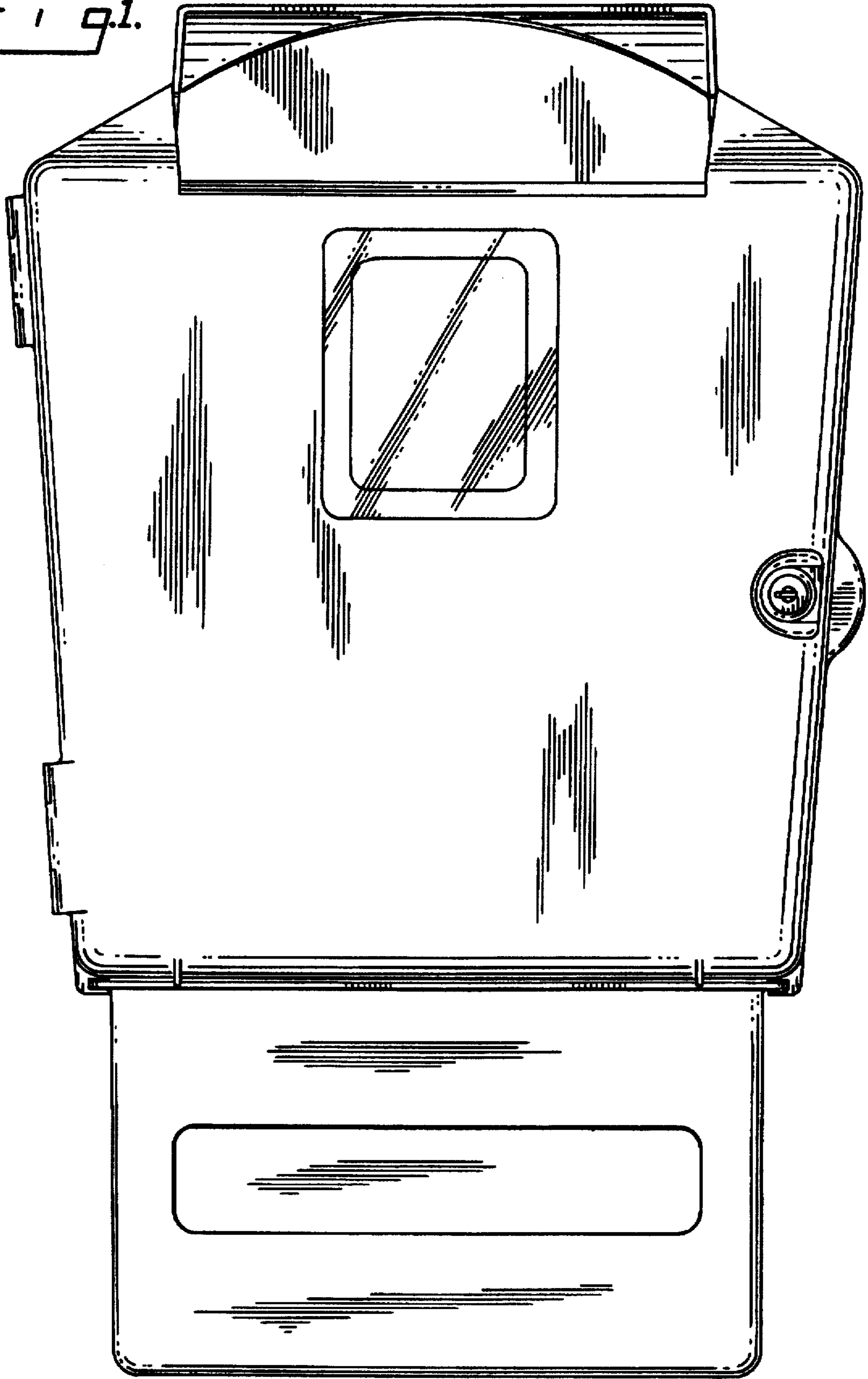


Fig. 1.



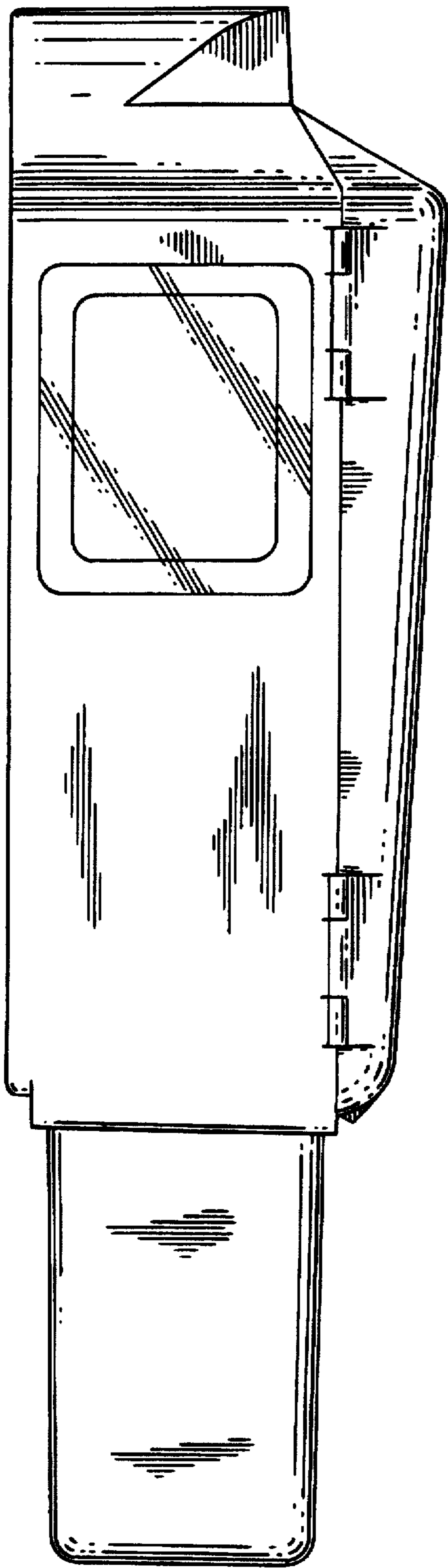


Fig. 2.

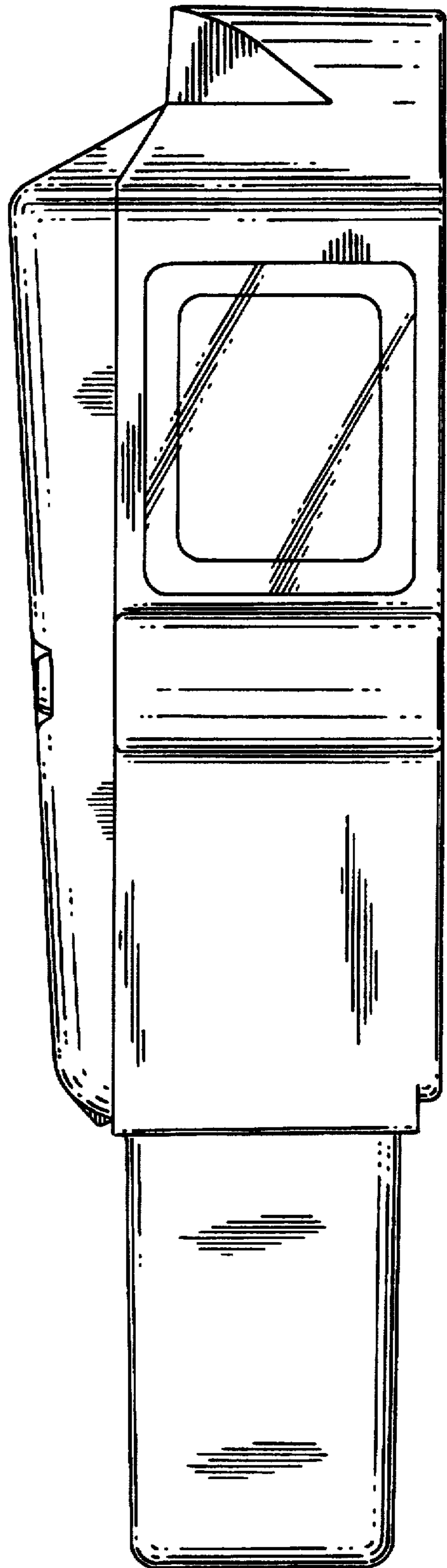


Fig. 3.

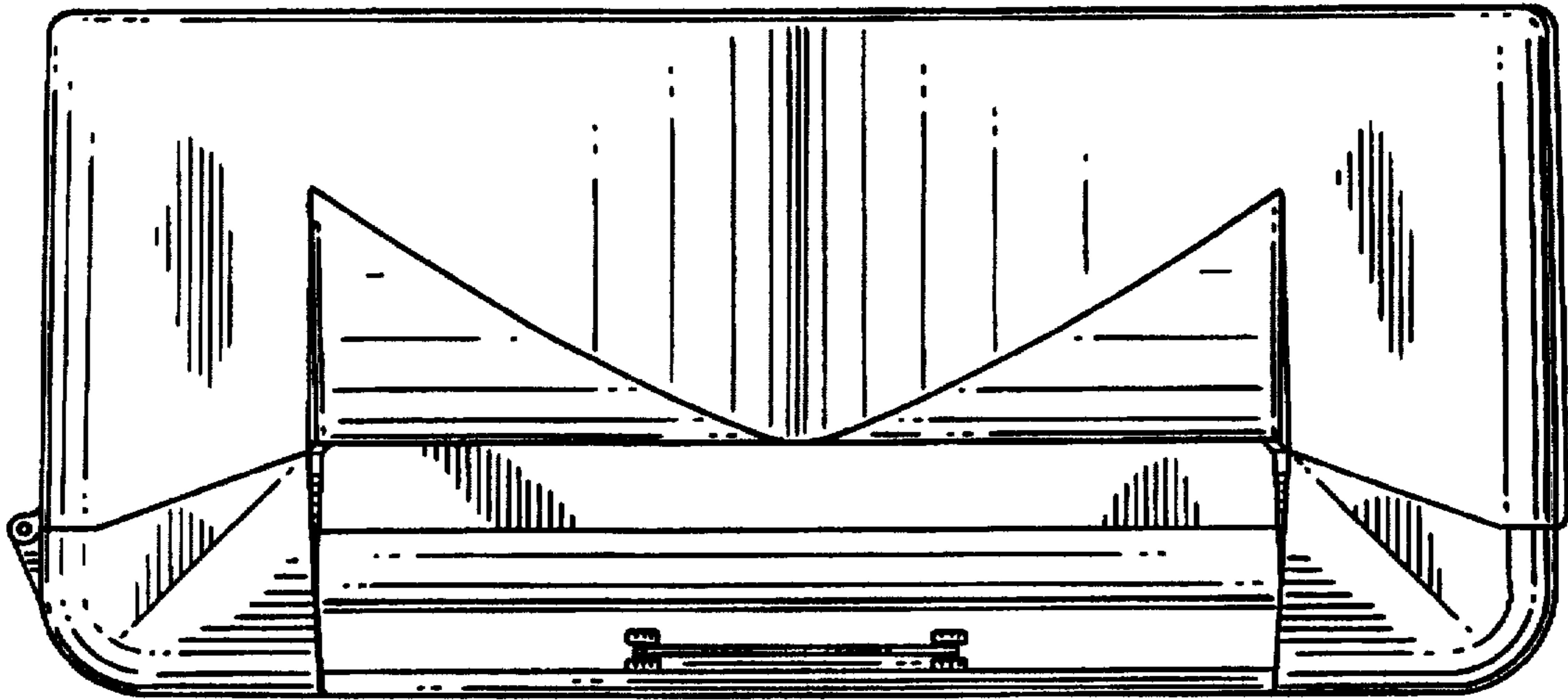


fig. 4.

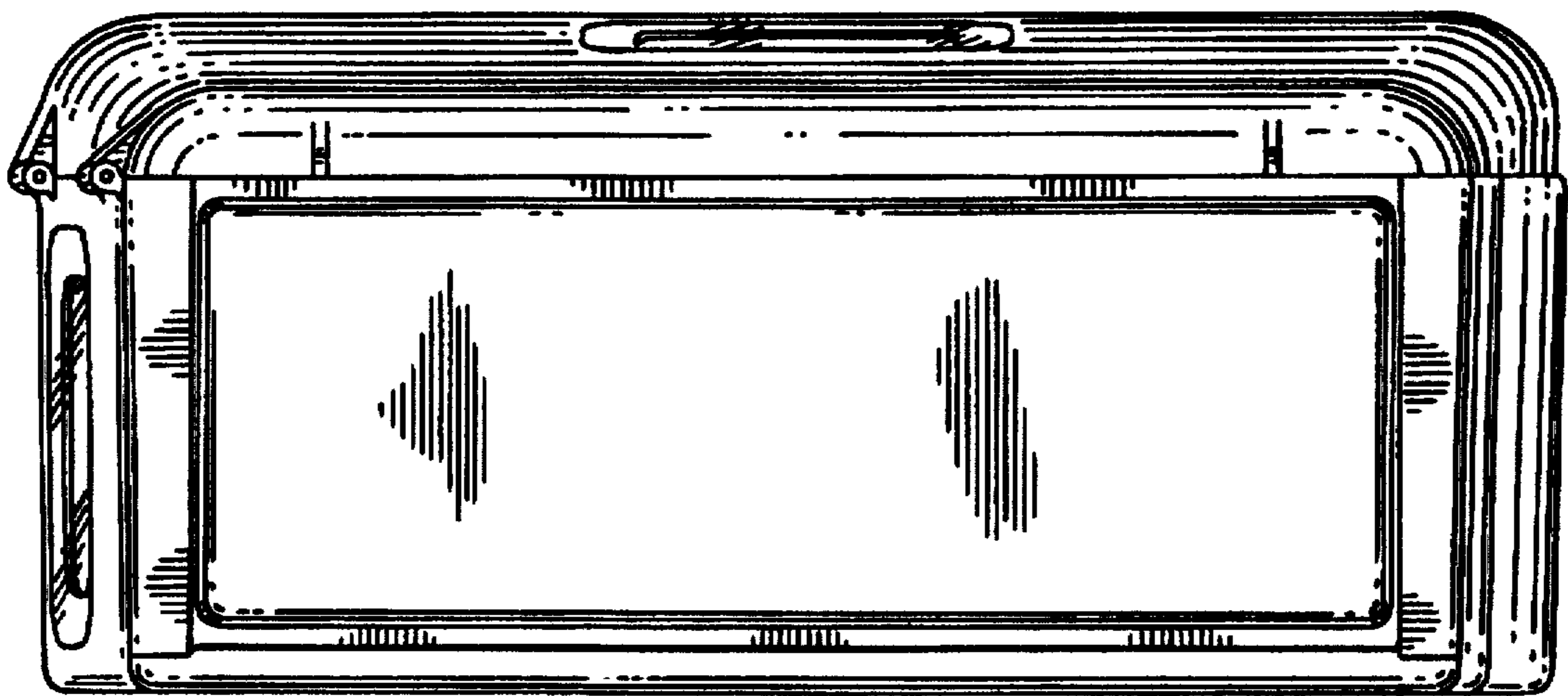


fig. 5.

Fig. 6.




FIG. 7

