



US00D385624S

United States Patent [19] Adams

[11] Patent Number: **Des. 385,624**

[45] Date of Patent: ****Oct. 28, 1997**

[54] **FIREPLACE SHOVEL**

2063142 6/1981 United Kingdom 294/49

[76] Inventor: **John S. Adams**, 1566 Rockdale Rd.,
Dubuque, Iowa 52001

OTHER PUBLICATIONS

[*] Notice: The terminal 28 months of this patent has
been disclaimed.

Sunset Fireplace Fixtures, Inc. Cal, p. 26, Shovel Blade A,
bottom right side of page, p. 27, Dragon Fireset Shovel
Blade, left side of page, p. 20, Andirons #7521C, upper left
side of page.

[**] Term: **14 Years**

Primary Examiner—Lisa Lichtenstein
Attorney, Agent, or Firm—Zarley, McKee, Thomte,
Voorhees & Sease

[21] Appl. No.: **611,942**

[22] Filed: **Nov. 13, 1990**

[51] LOC (6) Cl. **08-01**

[52] U.S. Cl. **D23/403**

[58] Field of Search D23/403, 405;
294/49; D20/11; 211/65; D8/10

[57] CLAIM

The ornamental design for a fireplace shovel, as shown and
described.

[56] References Cited

DESCRIPTION

U.S. PATENT DOCUMENTS

18,896	2/1857	Caley	D23/405
21,108	10/1858	Braun	D23/405
22,634	7/1859	Phillips	D23/405
30,428	10/1860	Sayre	294/49
D. 245,942	9/1977	Rothstein	D20/11
1,076,177	10/1913	Wartman	211/65
1,564,720	12/1925	Surbaugh	294/49

FIG. 1 is a front perspective view of a fireplace shovel,
showing my new design;

FIG. 2 is an enlarged front elevational view thereof;

FIG. 3 is an enlarged rear elevational view thereof;

FIG. 4 is an enlarged bottom plan view thereof;


FIG. 5 is an enlarged top plan view thereof; and,

FIG. 6 is an enlarged side elevational view thereof, the
opposite side being a mirror image of that shown.

FOREIGN PATENT DOCUMENTS

20292 of 1915 United Kingdom 294/49

1 Claim, 1 Drawing Sheet






Fig. 1




Fig. 2

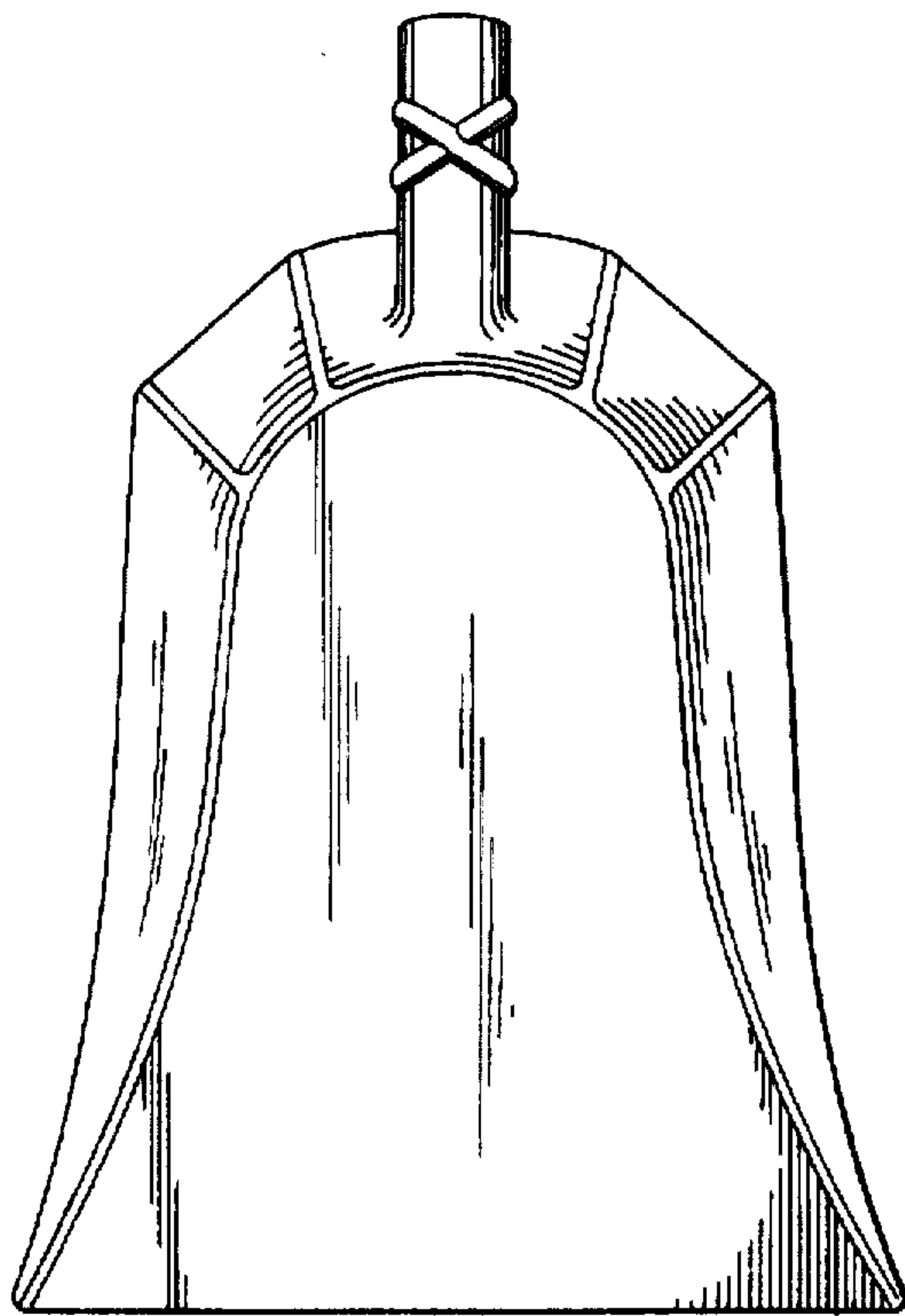


Fig. 3




Fig. 4

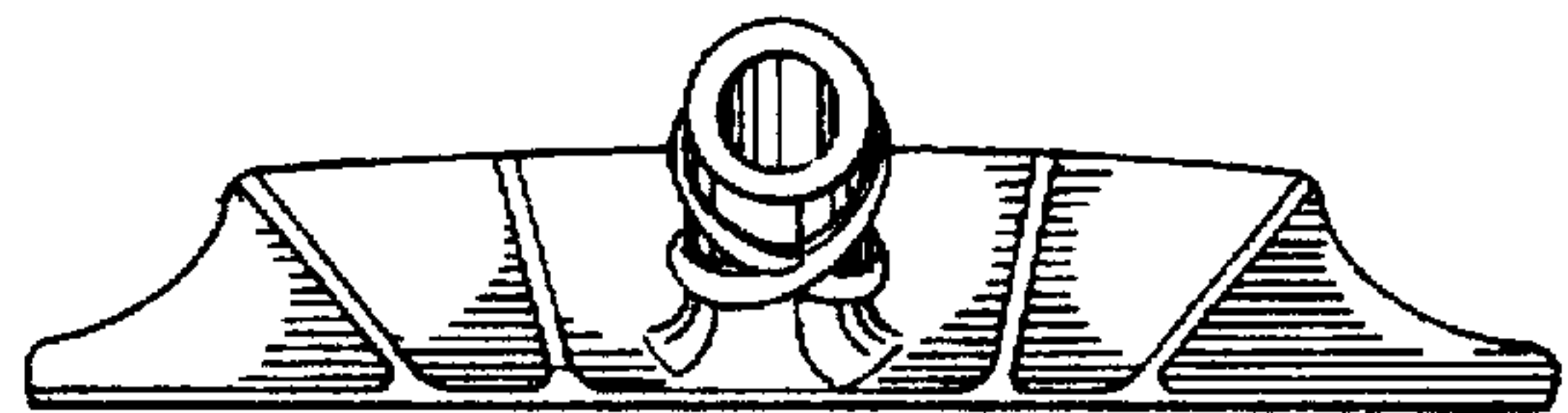


Fig. 5



Fig. 6