



US00D385610S

United States Patent [19]
McDonald

[11] **Patent Number: Des. 385,610**

[45] **Date of Patent: **Oct. 28, 1997**

[54] **PUTTING PRACTICE GUIDE**

[76] **Inventor: Robert McDonald, 107 Gardner La., Pennsylvania Furnace, Pa. 16865**

[**] **Term: 14 Years**

[21] **Appl. No.: 51,920**

[22] **Filed: Mar. 11, 1996**

[51] **LOC (6) Cl. 21-02**

[52] **U.S. Cl. D21/234**

[58] **Field of Search D21/234, 4, 5, D21/8; 473/251, 278, 266, 218, 131; 273/314.2, 427**

[56] **References Cited**

U.S. PATENT DOCUMENTS

- D. 45,305 2/1914 Minshall D21/234
- D. 80,142 12/1929 Schmita D21/234
- D. 141,390 5/1945 Welsh D21/234 X
- D. 237,633 11/1975 Weber D21/234
- D. 254,017 1/1980 Norden D21/8

- D. 323,357 1/1992 Mulay D21/8
- 1,417,458 5/1922 Cory D21/234 X
- 1,789,140 3/1931 Byers D21/234 X
- 4,148,487 4/1979 Bouve D21/8 X

Primary Examiner—Prabhakar G. Deshmukh
Assistant Examiner—Nanda Bondade

[57] **CLAIM**

The ornamental design for a putting practice guide, as shown and described.

DESCRIPTION

FIG. 1 is a top view of a putting practice guide showing my new design;
FIG. 2 is a front view thereof;
FIG. 3 is a back view thereof;
FIG. 4 is a bottom view thereof;
FIG. 5 is a right side view thereof;
FIG. 6 is a left side view thereof; and
FIG. 7 is a perspective view thereof.

1 Claim, 1 Drawing Sheet

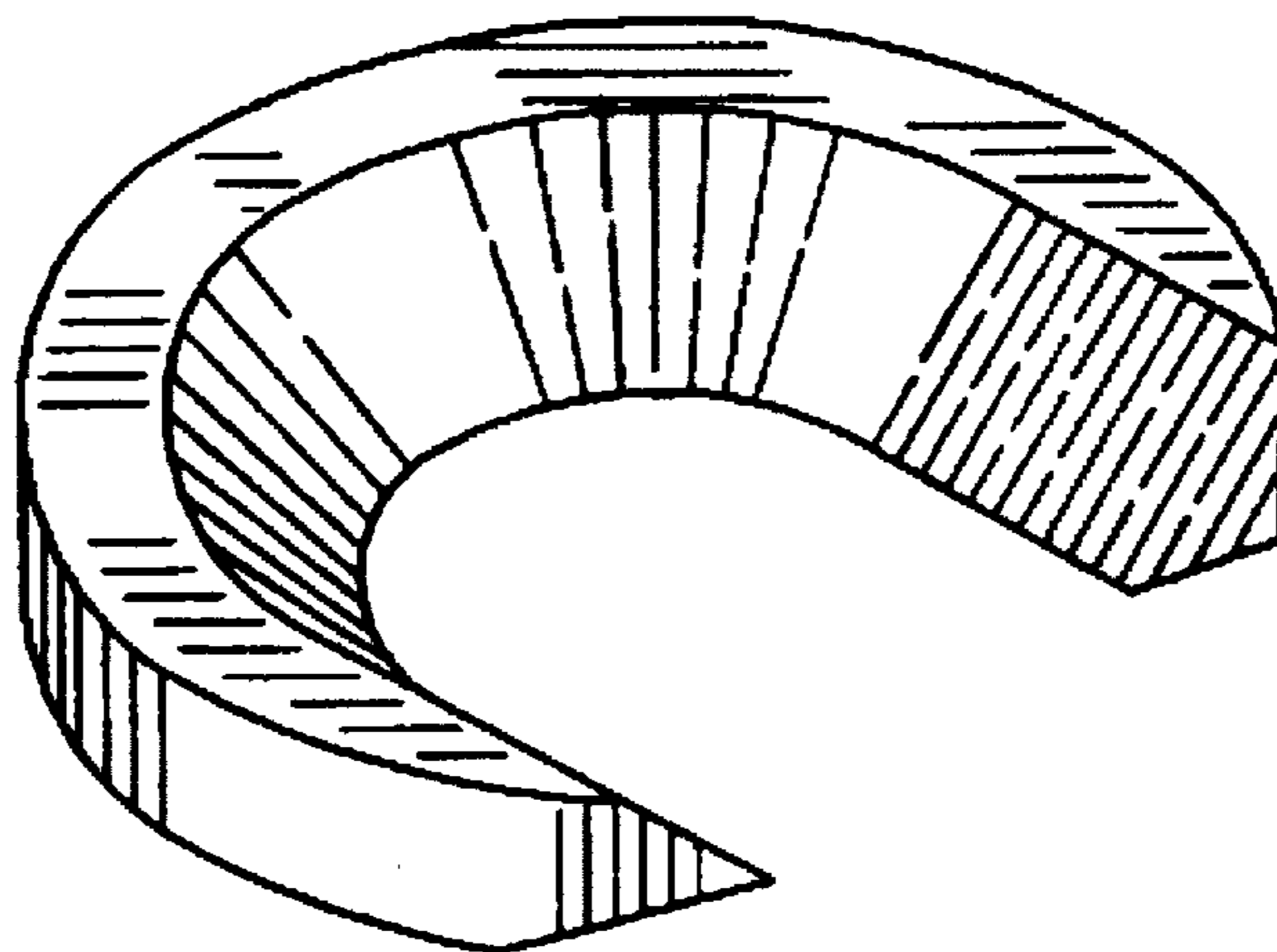


Fig 1

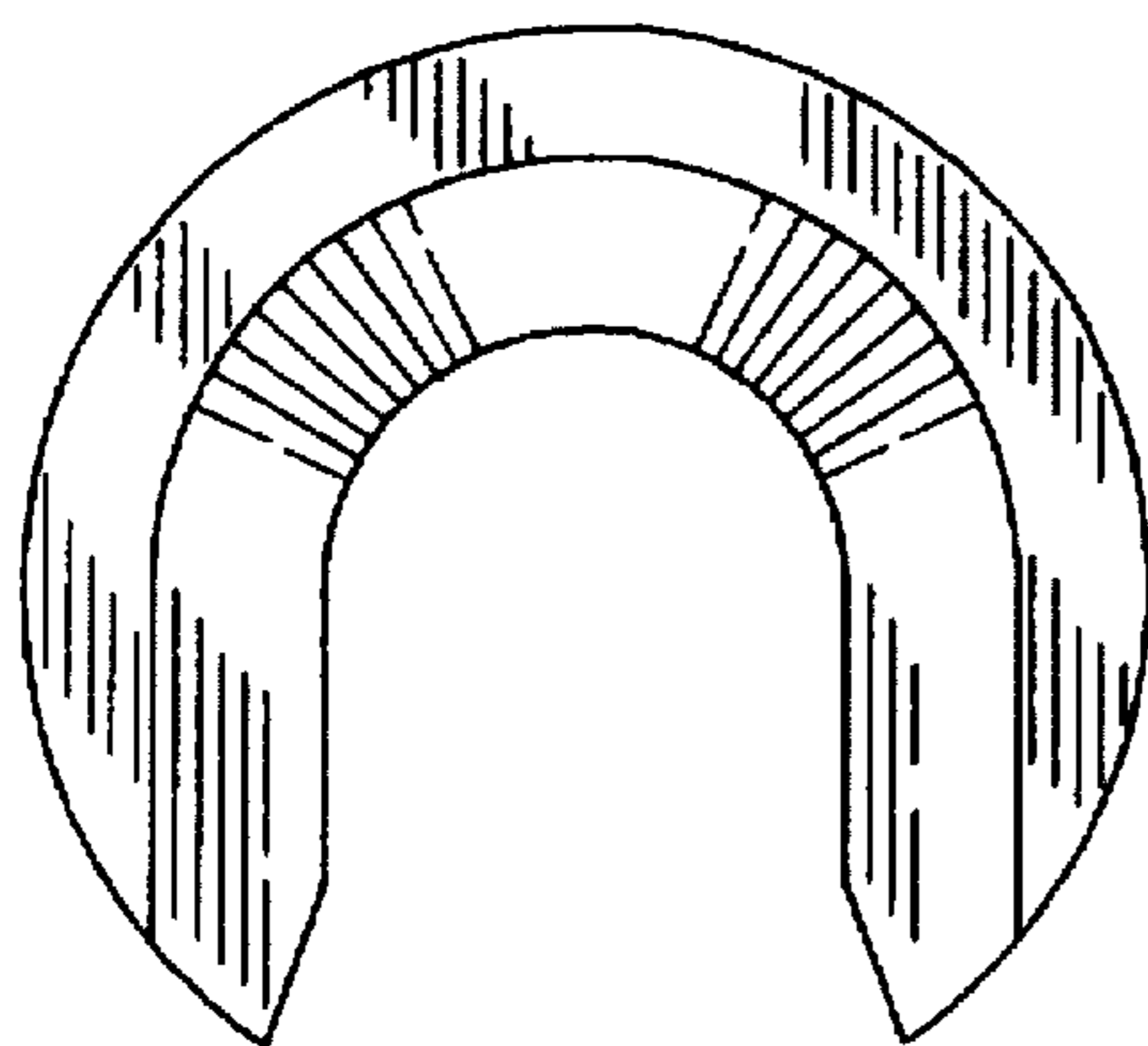


Fig 2



Fig 4




Fig 3




Fig 5



Fig 6

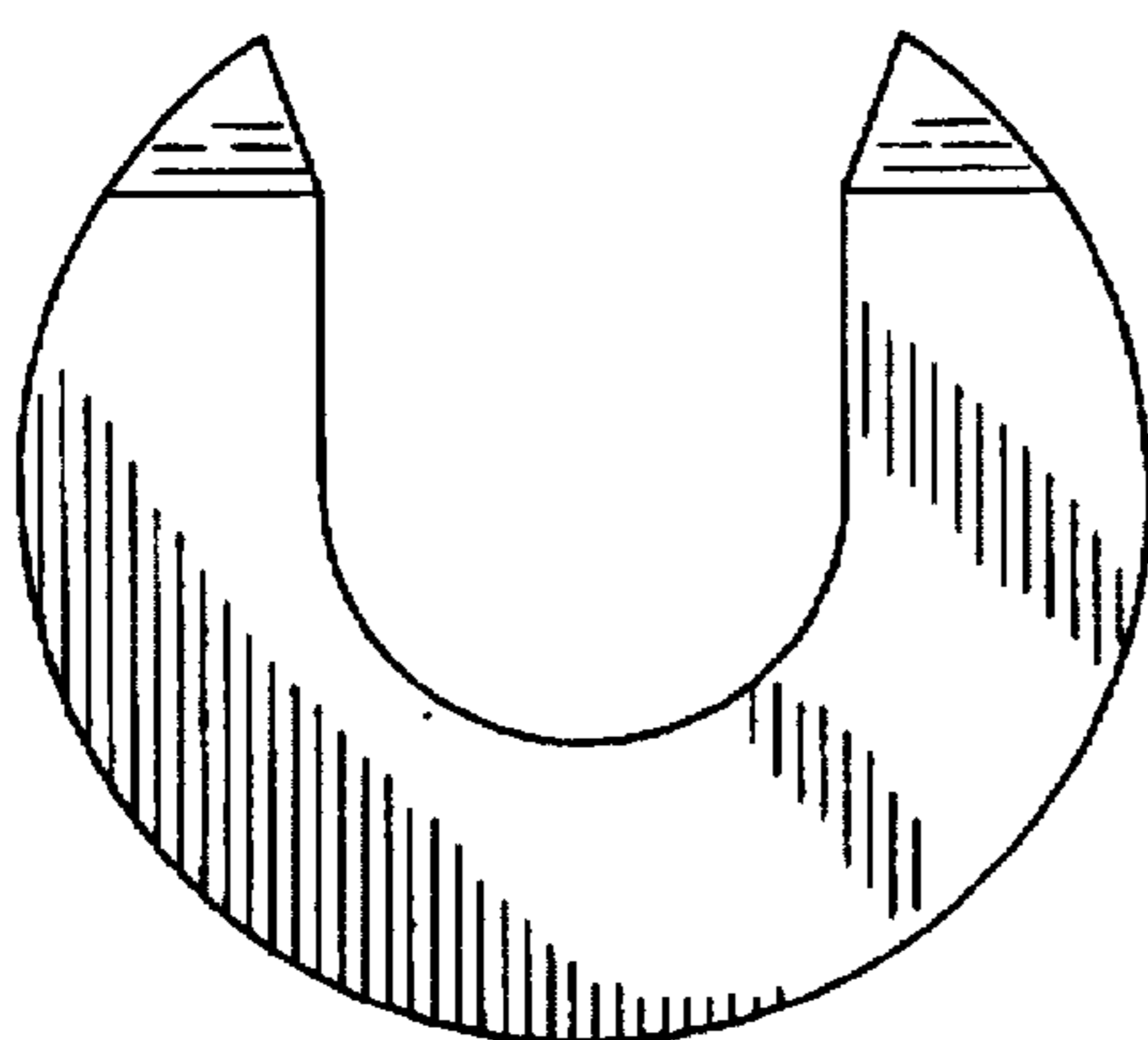


Fig 7

