



US00D385603S

United States Patent [19]
Ditsch

[11] **Patent Number: Des. 385,603**

[45] **Date of Patent: **Oct. 28, 1997**

[54] **HAND DEVELOPMENT DEVICE WITH COVER**

[75] **Inventor: John R. Ditsch, Bolingbrook, Ill.**

[73] **Assignee: HDS, Inc., Bolingbrook, Ill.**

[**] **Term: 14 Years**

[21] **Appl. No.: 49,343**

[22] **Filed: Jan. 23, 1996**

[51] **LOC (6) Cl. 21-02**

[52] **U.S. Cl. D21/198**

[58] **Field of Search D21/198, 191;
482/44, 47, 121, 123, 128**

[56] **References Cited**

U.S. PATENT DOCUMENTS

D. 261,552	10/1981	Boroda .	
D. 294,614	3/1988	Ditsch et al. .	
D. 352,754	11/1994	Silagy	D21/198
D. 359,779	6/1995	Peters et al.	D21/198
1,229,658	6/1917	Sandow .	
3,129,939	4/1964	Stock .	
3,447,415	6/1969	Kime .	
3,738,651	6/1973	Norman et al. .	
4,678,181	7/1987	Ditsch et al. .	
5,431,611	7/1995	Silagy	482/47
5,533,949	7/1996	Hwang	482/47

FOREIGN PATENT DOCUMENTS

3630438	3/1988	Germany	482/49
---------	--------	---------------	--------

Primary Examiner—Philip S. Hyder
Attorney, Agent, or Firm—Marshall, O’Toole, Gerstein,
Murray & Borun


[57] **CLAIM**

The ornamental design for a hand development device with cover, as shown and described.

DESCRIPTION

FIG. 1 is a front elevational view of a hand development device with cover in accordance with the invention;
 FIG. 2 is a front elevational view of the hand development device with the cover in place;
 FIG. 3 is a front elevational view of the hand development device without the cover;
 FIG. 4 is a left side view of the hand development device without the cover;
 FIG. 5 is a right side view of the hand development device without the cover;
 FIG. 6 is a top view of the hand development device without the cover;
 FIG. 7 is a bottom view of the hand development device;
 FIG. 8 is a back elevational view of the hand development device without the cover;
 FIG. 9 is a left side view of the cover;
 FIG. 10 is a right side view of the cover;
 FIG. 11 is a top view of the cover; and,
 FIG. 12 is a bottom view of the cover.

1 Claim, 3 Drawing Sheets



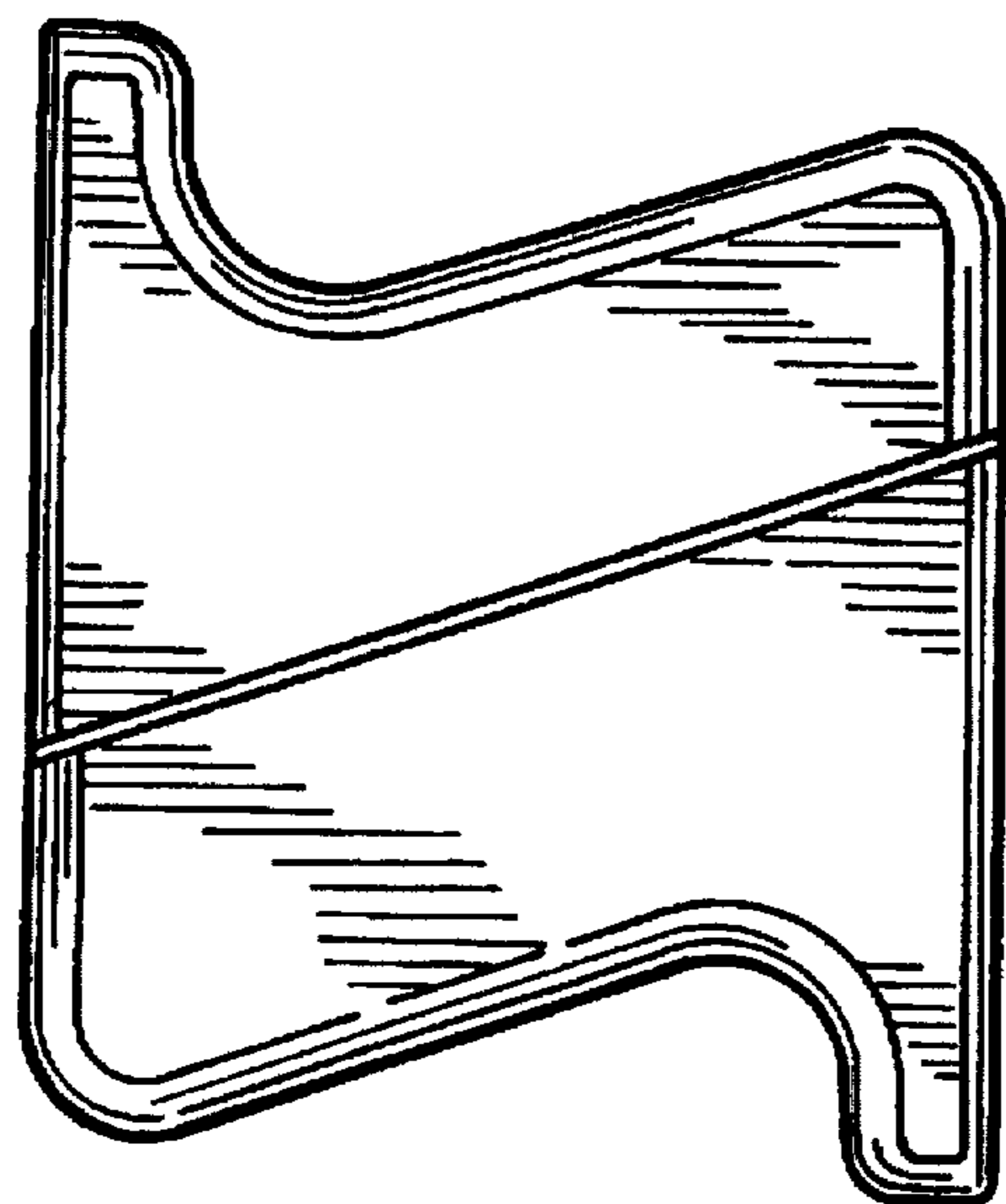
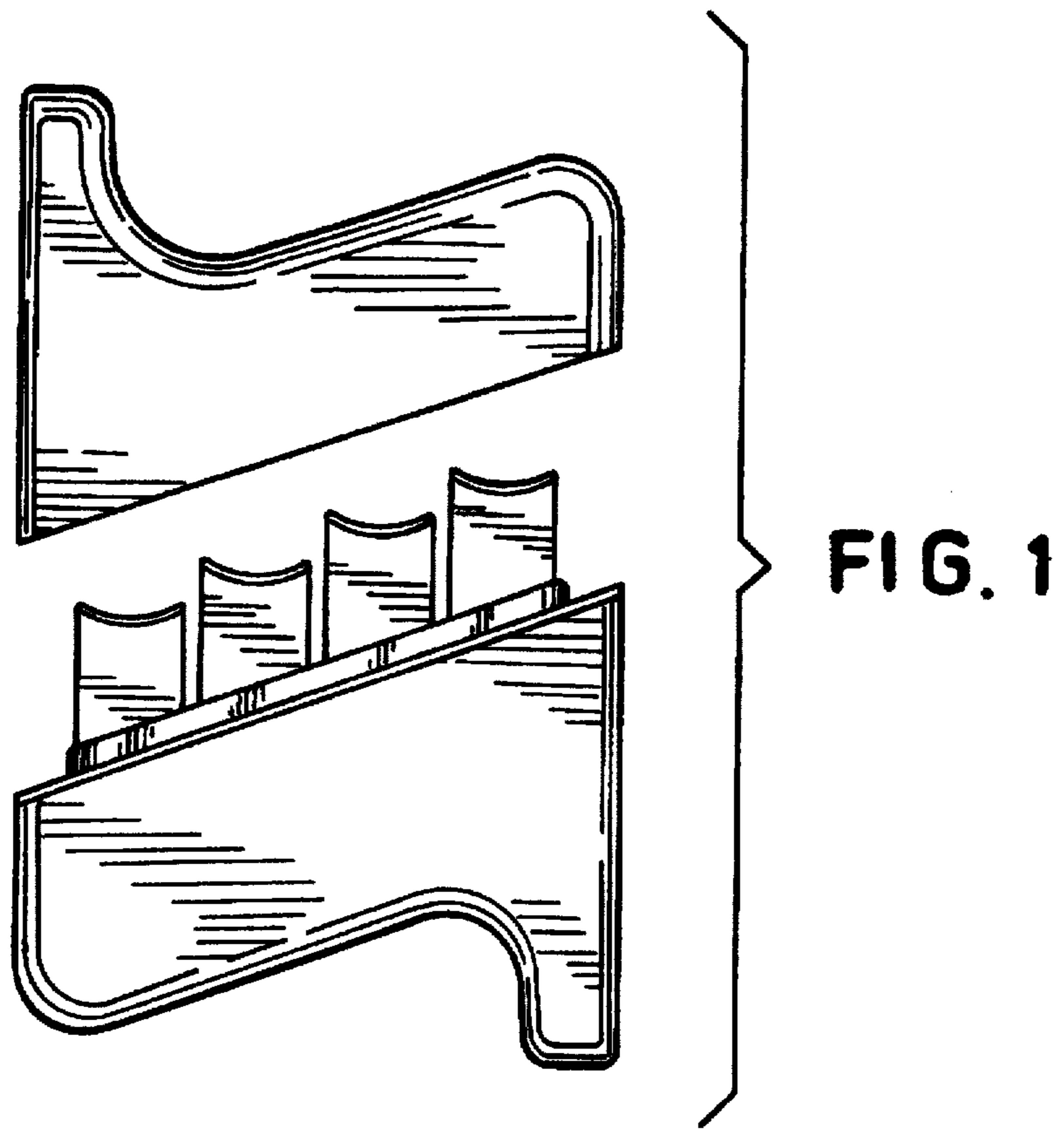


FIG. 2



FIG. 6

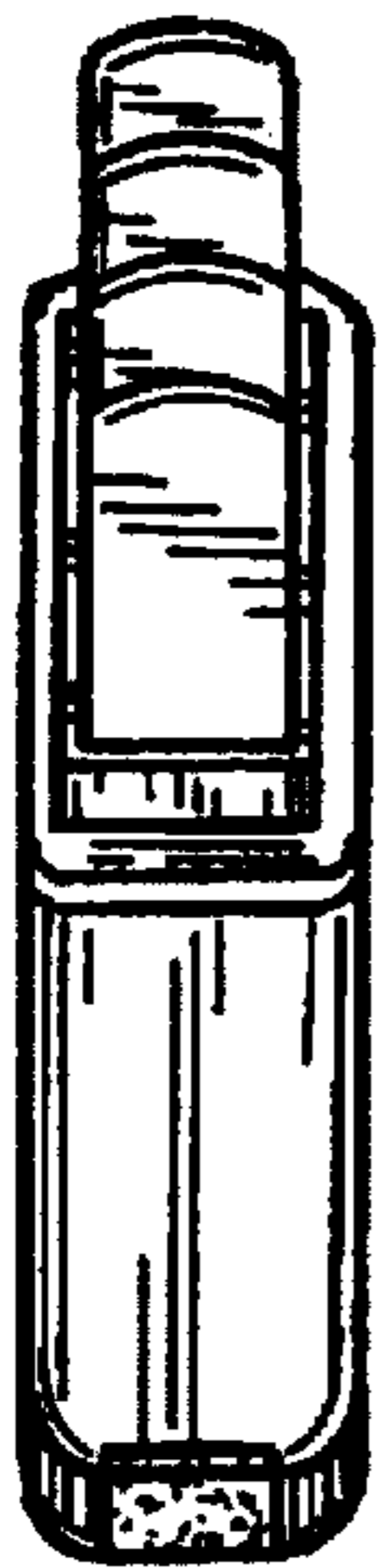


FIG. 4




FIG. 3




FIG. 5




FIG. 7

FIG. 8

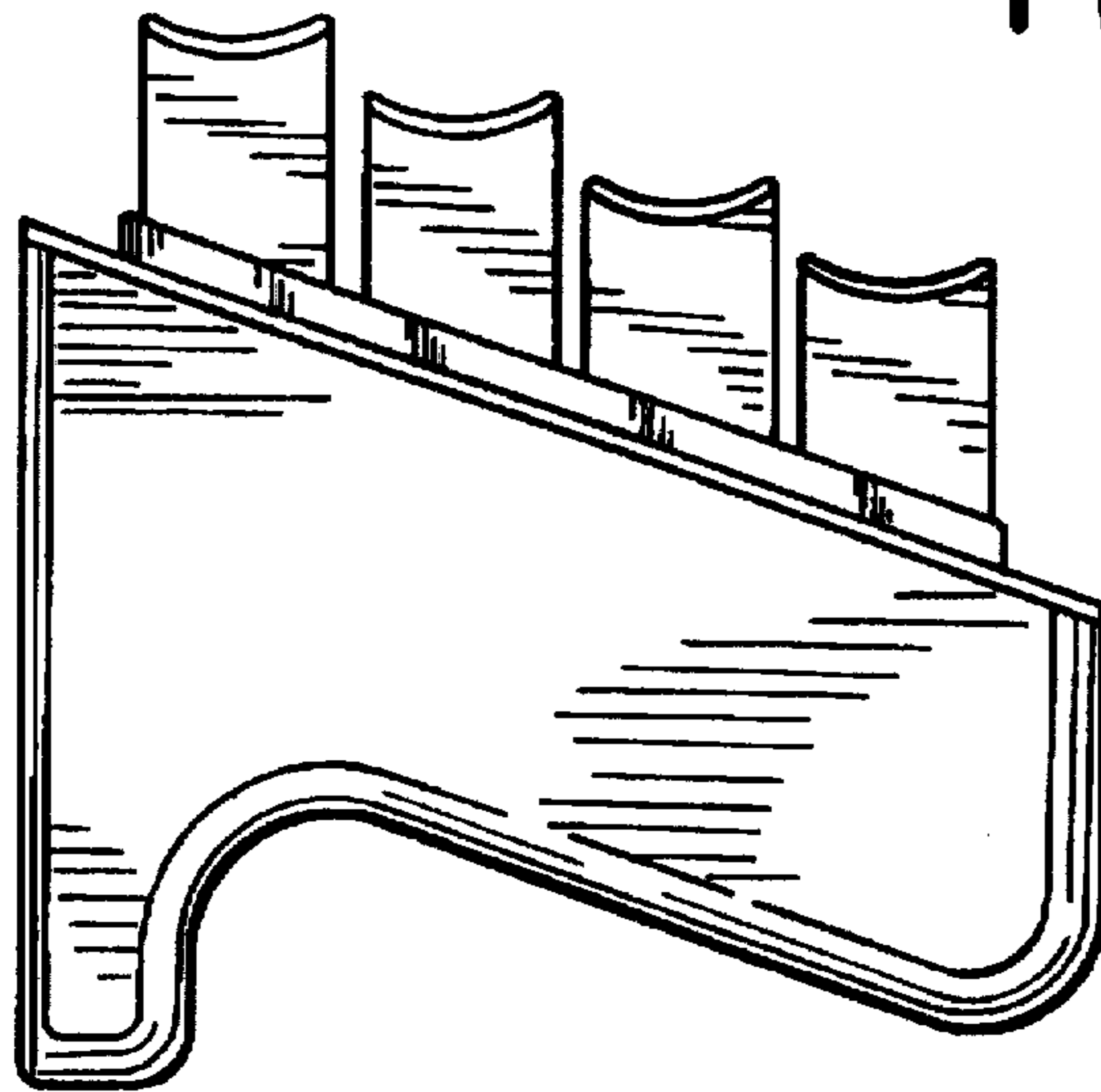


FIG. 9



FIG. 10



FIG. 11





FIG. 12