



US00D385587S

United States Patent [19] Windom

[11] Patent Number: **Des. 385,587**
[45] Date of Patent: ****Oct. 28, 1997**

[54] **CHESS SET**

[76] Inventor: **William Windom**, 24 Carson Rd. Box 1067, Woodacre, Calif. 94973

[**] Term: **14 Years**

[21] Appl. No.: **50,607**

[22] Filed: **Feb. 16, 1996**

[51] LOC (6) Cl. **21-01**

[52] U.S. Cl. **D21/52**

[58] Field of Search D21/14-36, 51-52, D21/108; 273/236-285, 288, 289

[56] **References Cited**

U.S. PATENT DOCUMENTS

499,041	6/1893	Robbins	D21/14
1,144,743	6/1915	Upjohn	D21/14
1,405,988	2/1922	Erwin	D21/24
2,932,745	4/1960	Alberti et al.	D21/108
3,871,657	3/1975	Lorenz et al.	273/260
3,897,953	8/1975	Hovnanian	273/260
4,095,801	6/1978	Kembar	D21/52
4,758,195	7/1988	Walsh	D21/108

FOREIGN PATENT DOCUMENTS

2645412	6/1977	Germany	273/260
---------	--------	---------	-------	---------

Primary Examiner—Sandra L. Morris
Attorney, Agent, or Firm—Kelly Bauersfeld Lowry & Kelley, LLP

[57] **CLAIM**

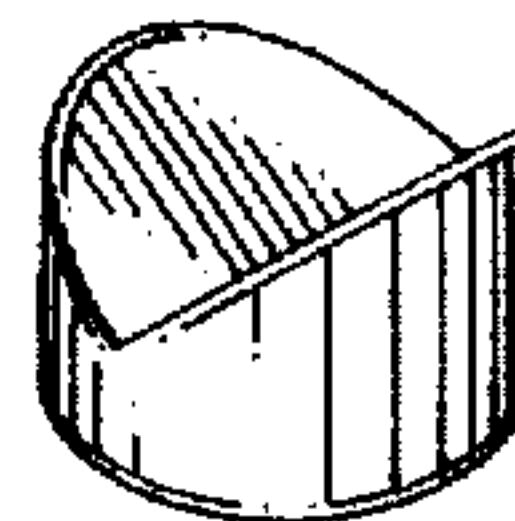
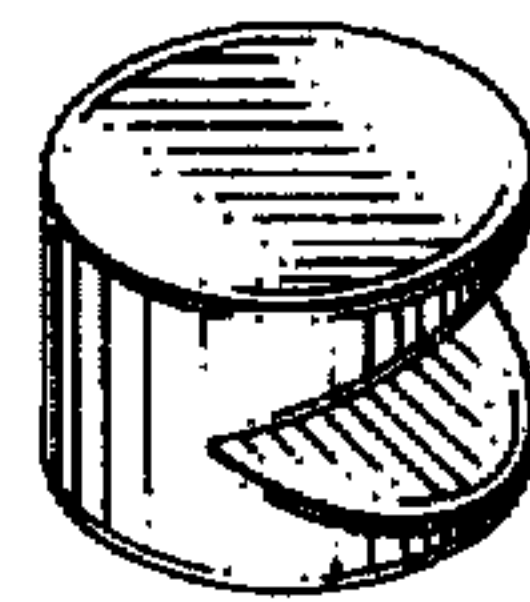

The ornamental design for a chess set, as shown.

DESCRIPTION

FIG. 1 is a top, front and left side perspective view of a "King" chess set playing piece embodying the design;
FIG. 2 is a side elevational view thereof;
FIG. 3 is a top plan view thereof;
FIG. 4 is a bottom plan view thereof;
FIG. 5 is a top, front and left side perspective view of a "Queen" chess set playing piece;

FIG. 6 is a side elevational view thereof;
FIG. 7 is a top plan view thereof;
FIG. 8 is a bottom plan view thereof;
FIG. 9 is a top, front and left side perspective view of "Castle" chess set playing piece embodying the design;
FIG. 10 is a side elevational view thereof;
FIG. 11 is a top plan view thereof;
FIG. 12 is a bottom plan view thereof;
FIG. 13 is a top, front and left side perspective view of a "Knight" chess set playing piece embodying the design;
FIG. 14 is a top plan view thereof, the bottom plan view being the same;
FIG. 15 is a right side elevational view thereof, the left side elevational view being a mirror image;
FIG. 16 is a front elevational view thereof;
FIG. 17 is a rear elevational view thereof;
FIG. 18 is a front, top and side perspective view of a "Knight's Pawn" chess set playing piece embodying the design;
FIG. 19 is a right side elevational view thereof, the left side elevational view being a mirror image;
FIG. 20 is a front elevational view thereof;
FIG. 21 is a top plan view thereof;
FIG. 22 is a bottom plan view thereof;
FIG. 23 is a rear elevational view thereof;
FIG. 24 is a top, front and left side perspective view of a "Bishop" chess set playing piece embodying the design;
FIG. 25 is a right side elevational view thereof, the left side elevational view being a mirror image;
FIG. 26 is a front elevational view thereof, the rear elevational view being the same;
FIG. 27 is a top plan view thereof;
FIG. 28 is a bottom plan view thereof;
FIG. 29 is a top, front and left side perspective view of a "Bishop's Pawn" chess set playing piece embodying the design;
FIG. 30 is a top plan view thereof;
FIG. 31 is a bottom plan view thereof;
FIG. 32 is a right side elevational view thereof, the left side elevational view being a mirror image;
FIG. 33 is a front elevational view thereof; and,
FIG. 34 is a rear elevational view thereof.

1 Claim, 2 Drawing Sheets






FIG. 1




FIG. 2

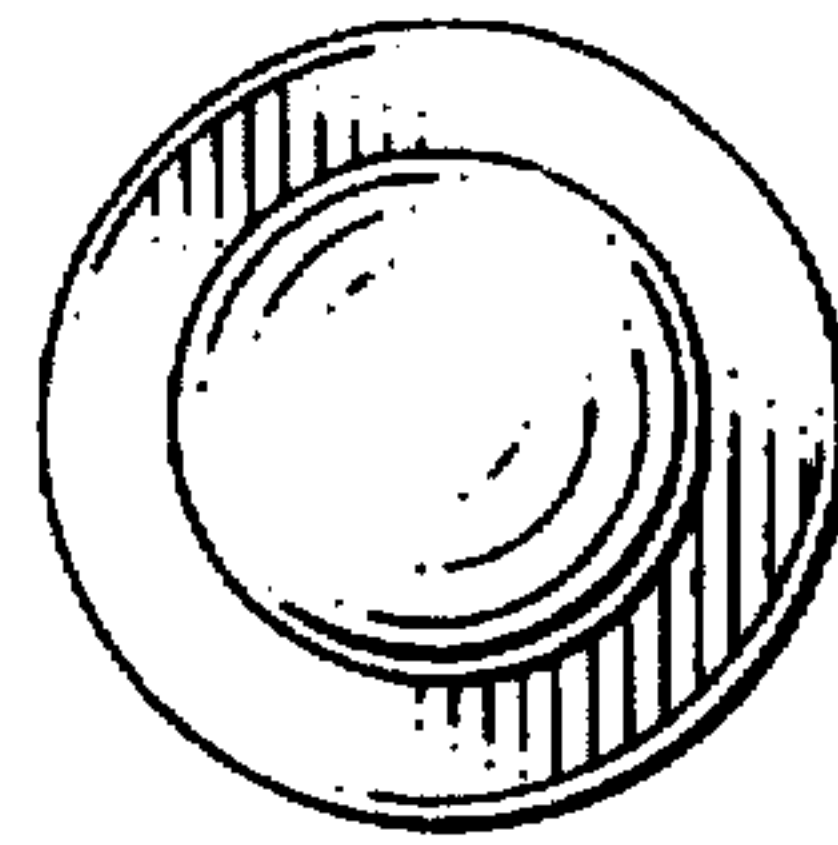


FIG. 3

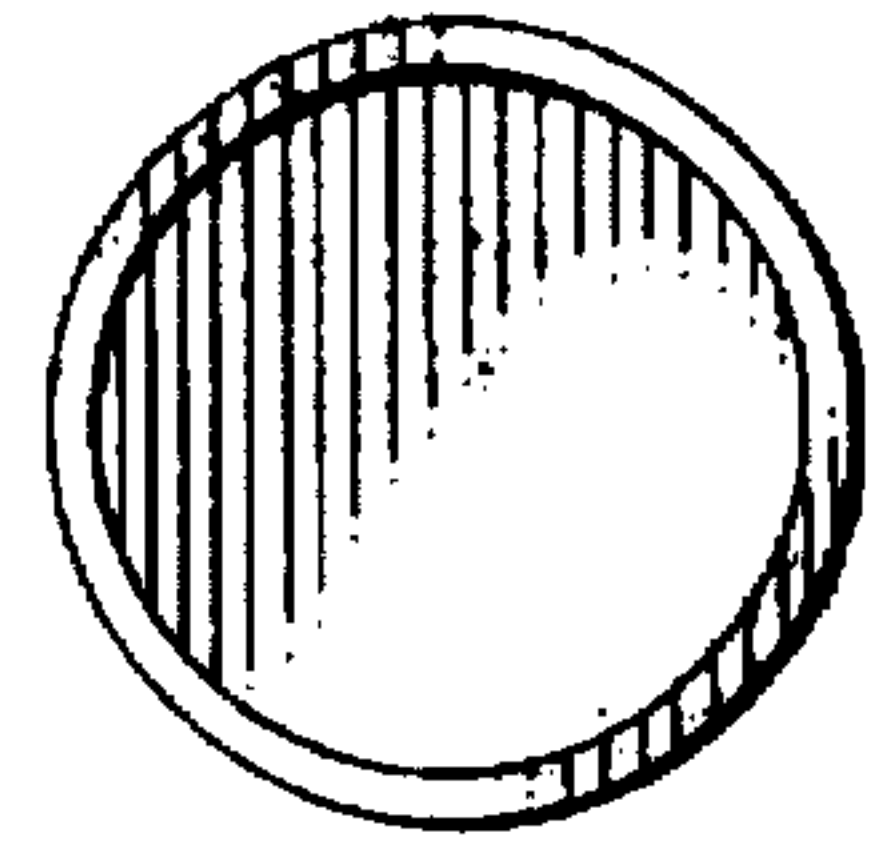


FIG. 4

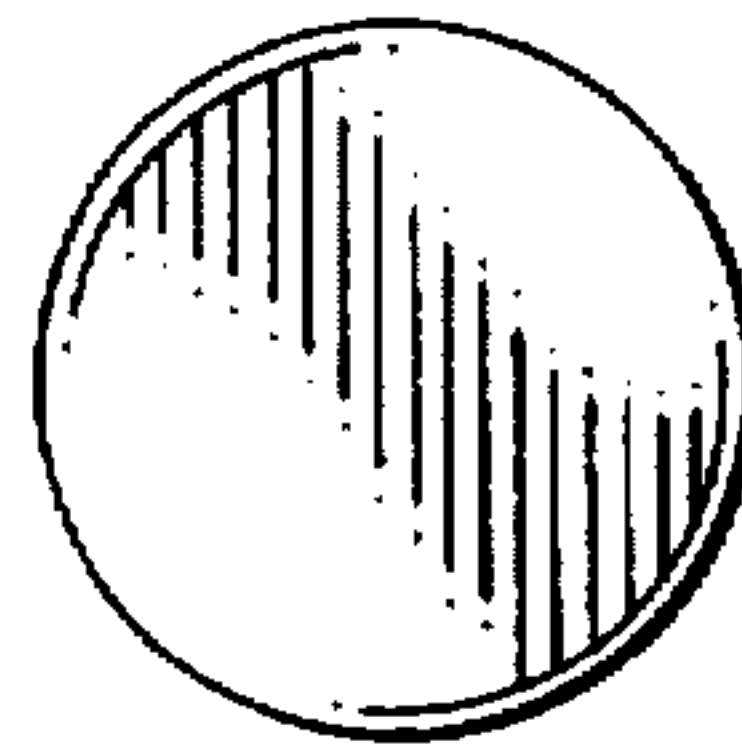


FIG. 7

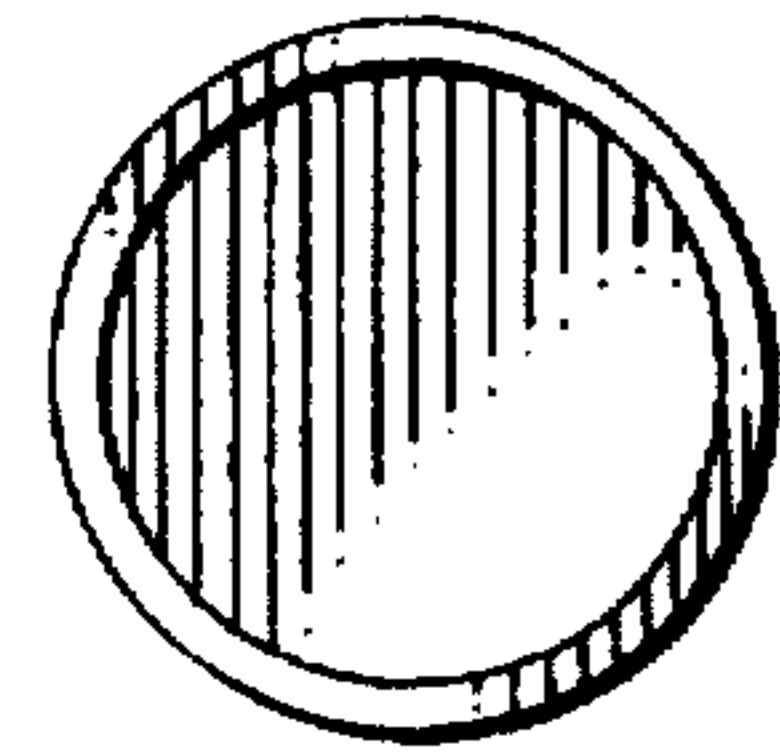


FIG. 8




FIG. 5




FIG. 6

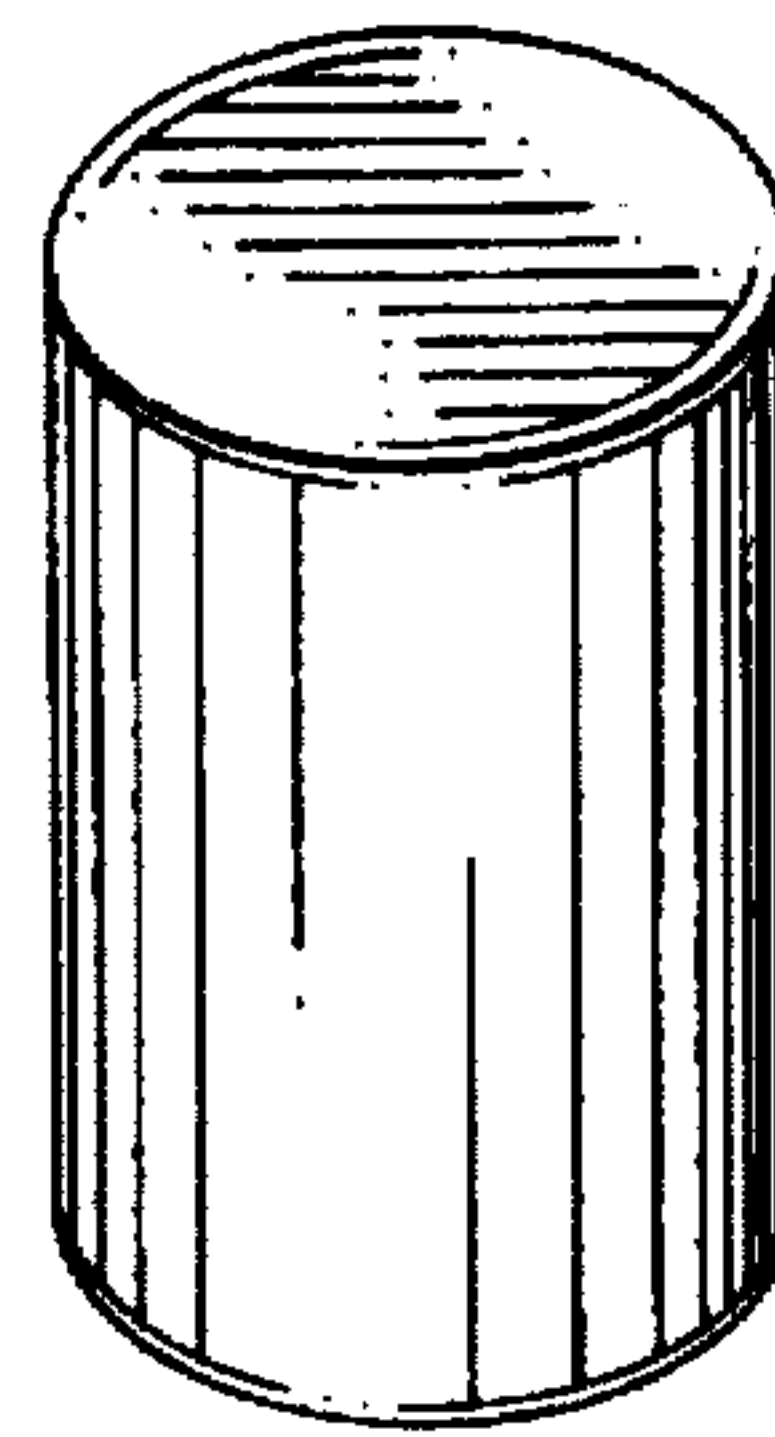


FIG. 9




FIG. 10

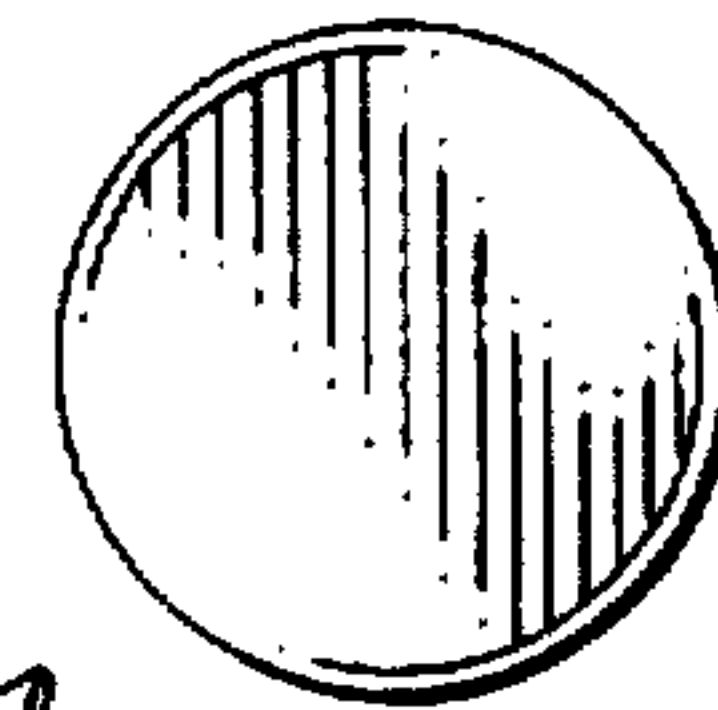
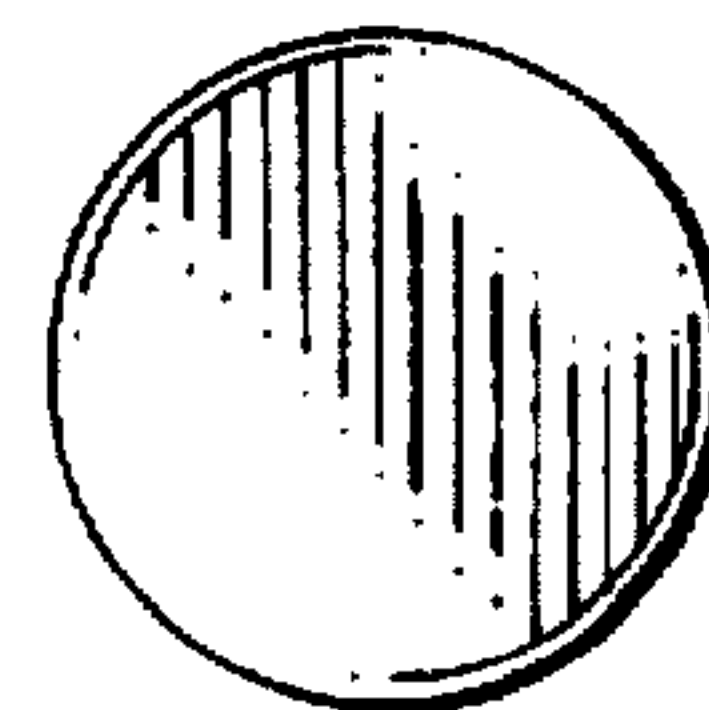
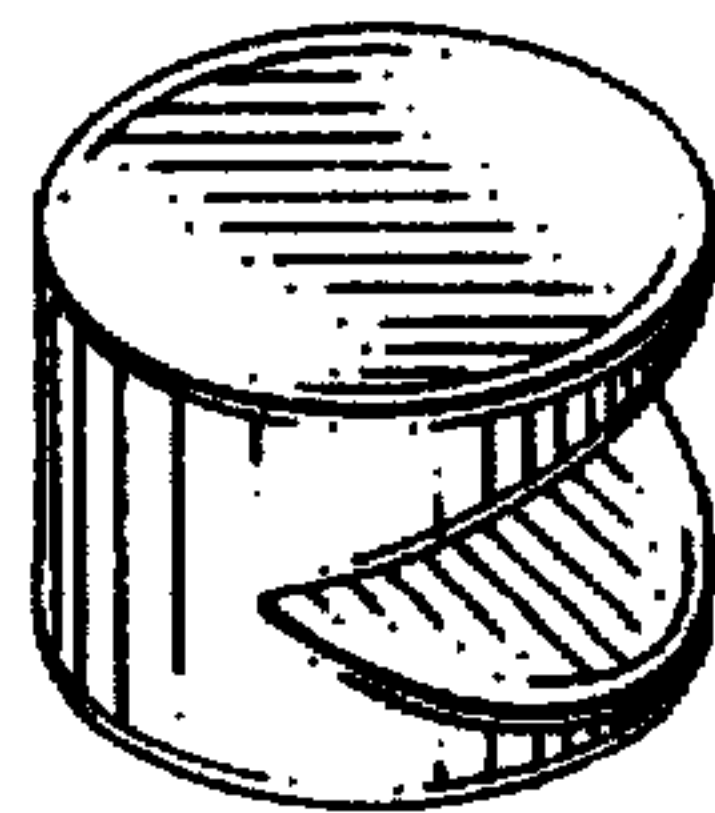
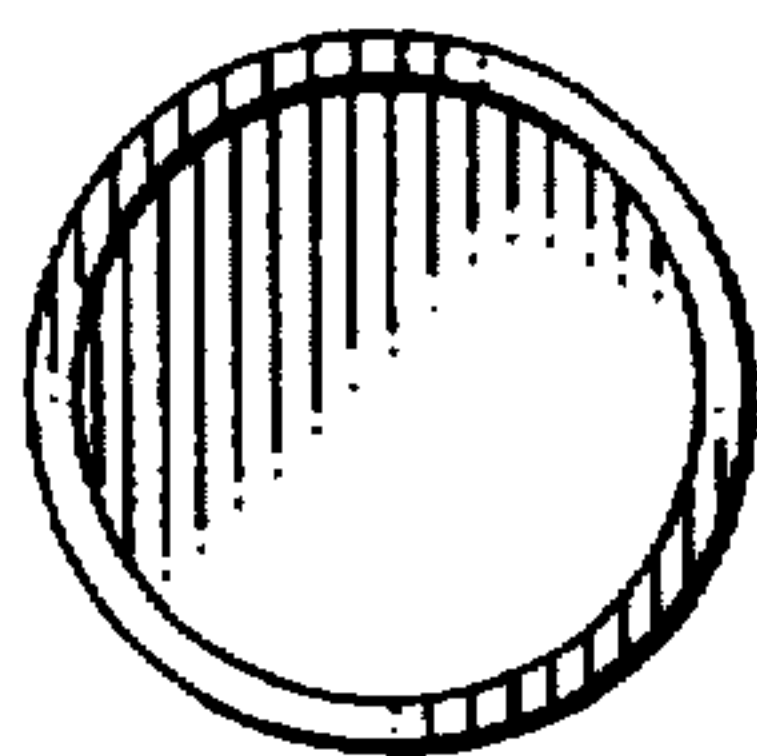


FIG. 11



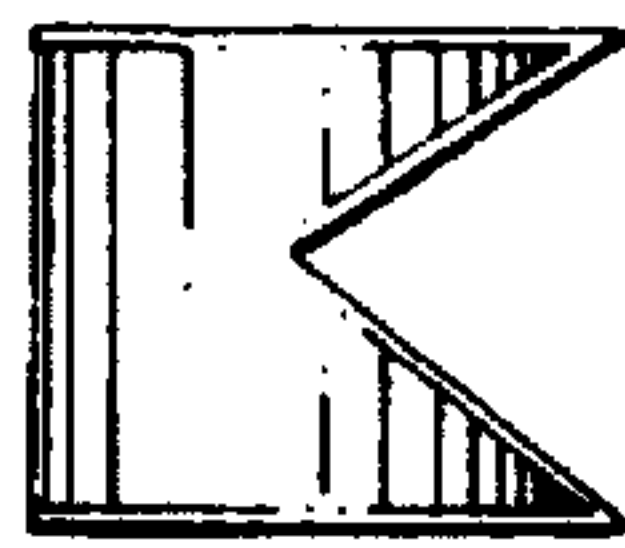


FIG. 15

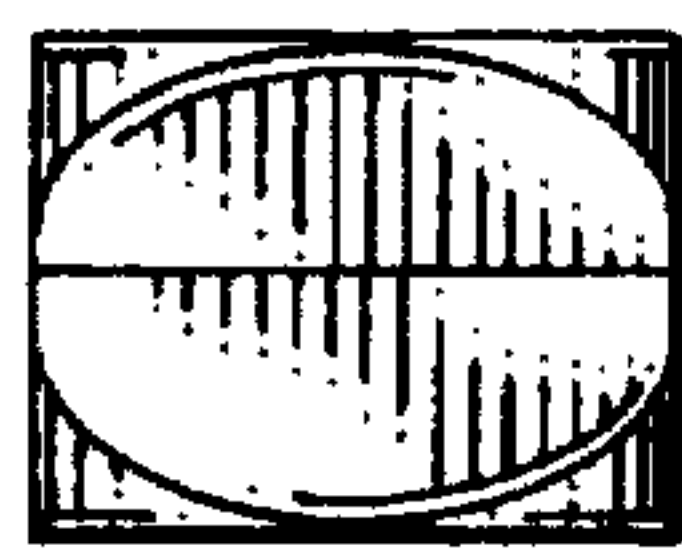


FIG. 16



FIG. 17



FIG. 18



FIG. 19



FIG. 20

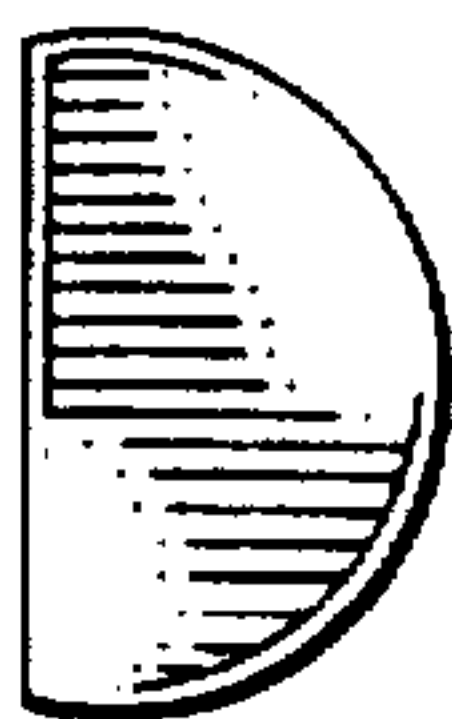


FIG. 21



FIG. 22



FIG. 23

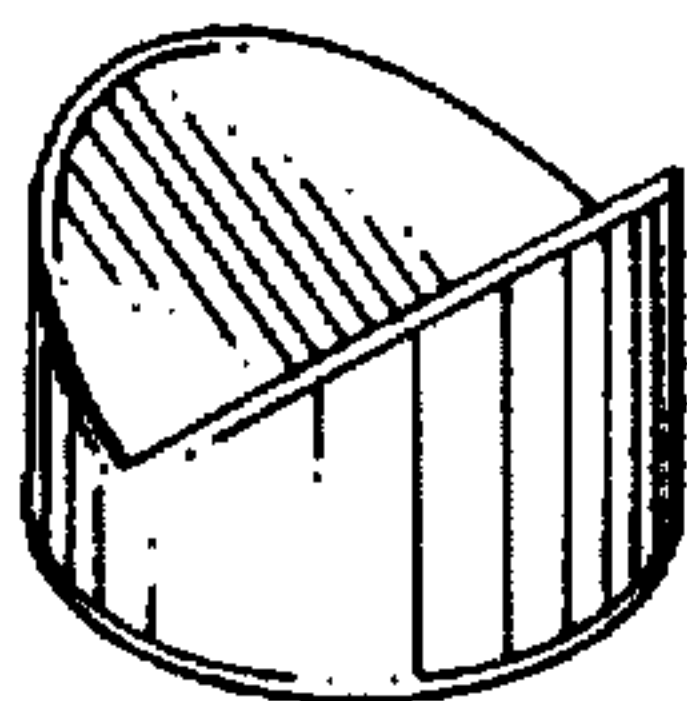


FIG. 24



FIG. 25



FIG. 26

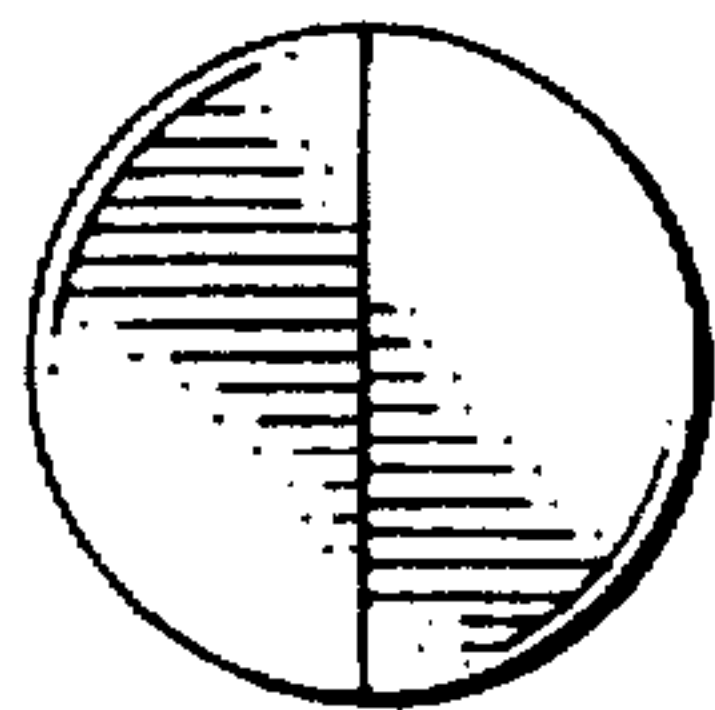


FIG. 27

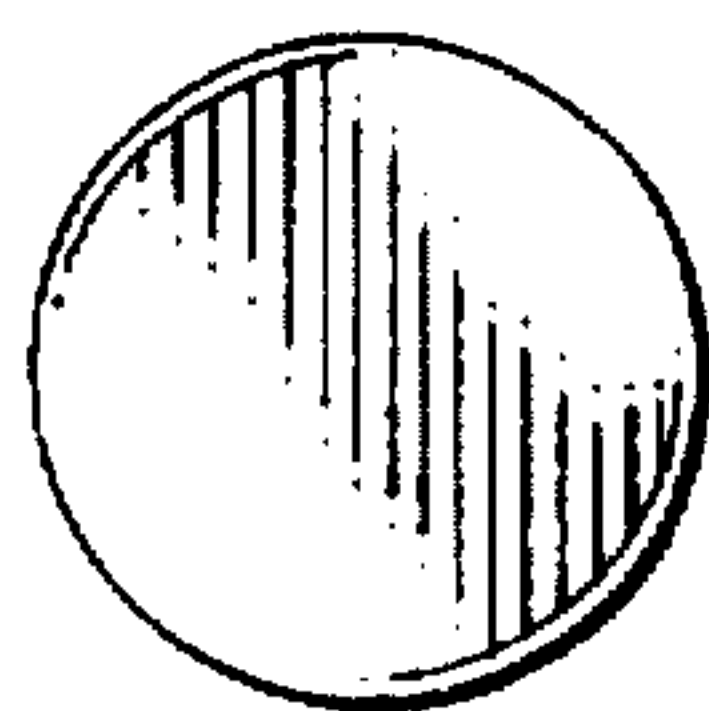


FIG. 28

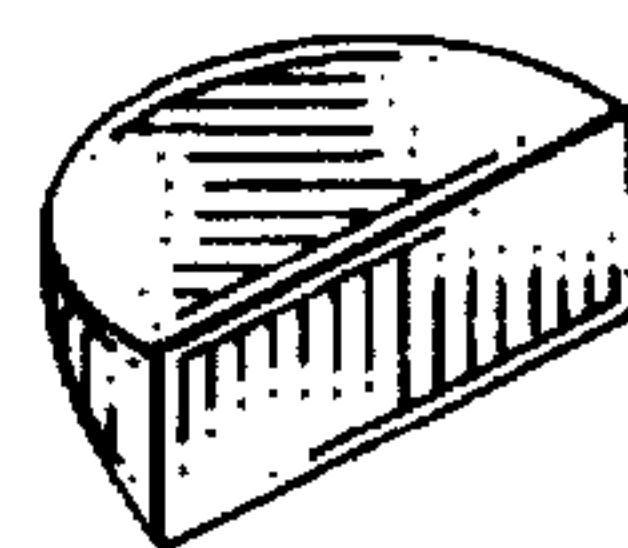


FIG. 29



FIG. 30

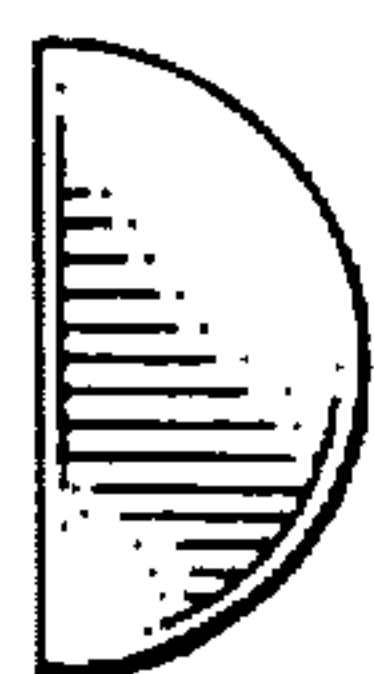


FIG. 31

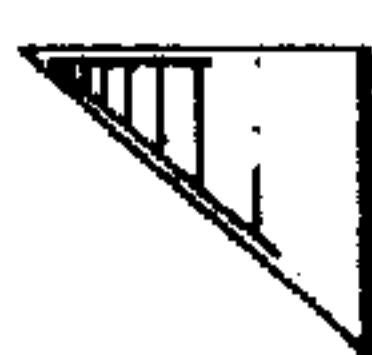


FIG. 32



FIG. 33



FIG. 34