



US00D385574S

United States Patent [19] Fireman

[11] Patent Number: **Des. 385,574**
[45] Date of Patent: ****Oct. 28, 1997**

[54] **DIVE MASK FRONT**

[75] Inventor: **Simon C. Fireman**, Quincy, Mass.

[73] Assignee: **Aqua-Leisure Industries, Inc.**, Avon, Mass.

[**] Term: **14 Years**

[21] Appl. No.: **57,154**

[22] Filed: **Jul. 17, 1996**

[51] LOC (6) Cl. **16-06**

[52] U.S. Cl. **D16/311**

[58] Field of Search **D16/300, 306, D16/309, 311, 312, 313-315, 325-330; 351/41, 44, 158; 2/428, 430-432, 436, 437, 440, 442, 448**

[56] **References Cited**

U.S. PATENT DOCUMENTS

- D. 105,312 7/1937 Young .
- D. 237,757 11/1975 Turner .
- D. 243,482 3/1977 Fireman .
- D. 266,031 9/1982 Sato .
- D. 266,796 11/1982 Haslbeck .
- D. 276,474 11/1984 Sheldon .
- D. 277,614 2/1985 Fireman .
- D. 282,500 2/1986 Fireman .
- D. 290,763 7/1987 Walsh .
- D. 290,764 7/1987 Berenson .
- D. 292,329 10/1987 Vitaloni .
- D. 309,508 7/1990 Sugita .
- D. 309,804 8/1990 Chang .
- D. 310,277 8/1990 Sugita .
- D. 315,619 3/1991 Goldman .
- D. 320,867 10/1991 Kasama .
- D. 324,589 3/1992 Dagnino .
- D. 335,365 5/1993 Sato .
- D. 342,810 12/1993 Berenson .

- D. 343,029 1/1994 Berenson .
- D. 350,496 9/1994 Shelton .
- D. 352,514 11/1994 Shelton .
- D. 352,950 11/1994 Rasocha .
- D. 367,875 3/1996 Lutz et al. D16/311
- D. 371,841 7/1996 Oliver et al. 2/440
- 4,264,987 5/1981 Runckel .
- 4,279,039 7/1981 Drew .
- 4,468,819 9/1984 Ohno .
- 4,755,040 7/1988 Haslbeck .
- 4,989,274 2/1991 Patelski, III 2/436
- 5,479,917 1/1996 Hsieh 2/428
- 5,555,571 9/1996 McCaffrey 2/428
- 5,608,920 3/1997 Oliver et al. 2/428

OTHER PUBLICATIONS

Skin Diver, p. 3, Mask at lower right, Mar. 1986.
Skin Diver, p. 31, Mask at top of page, Apr. 1979.

Primary Examiner—Raphael Barkai
Attorney, Agent, or Firm—Wolf, Greenfield & Sacks, P.C.


[57] **CLAIM**

The ornamental design for a dive mask front, as shown and described.

DESCRIPTION

FIG. 1 is front elevational front view of a dive mask front design;
FIG. 2 is left side elevational view thereof, wherein the right side elevational view is a mirror image thereof;
FIG. 3 is a top plan view thereof;
FIG. 4 is a bottom plan view thereof;
FIG. 5 is a bottom right side perspective view thereof; and,
FIG. 6 is a top left side perspective view thereof.
The broken line showing of a face mask in FIGS. 1-6 is for illustrative purposes only and forms no part of the claimed design.

1 Claim, 5 Drawing Sheets



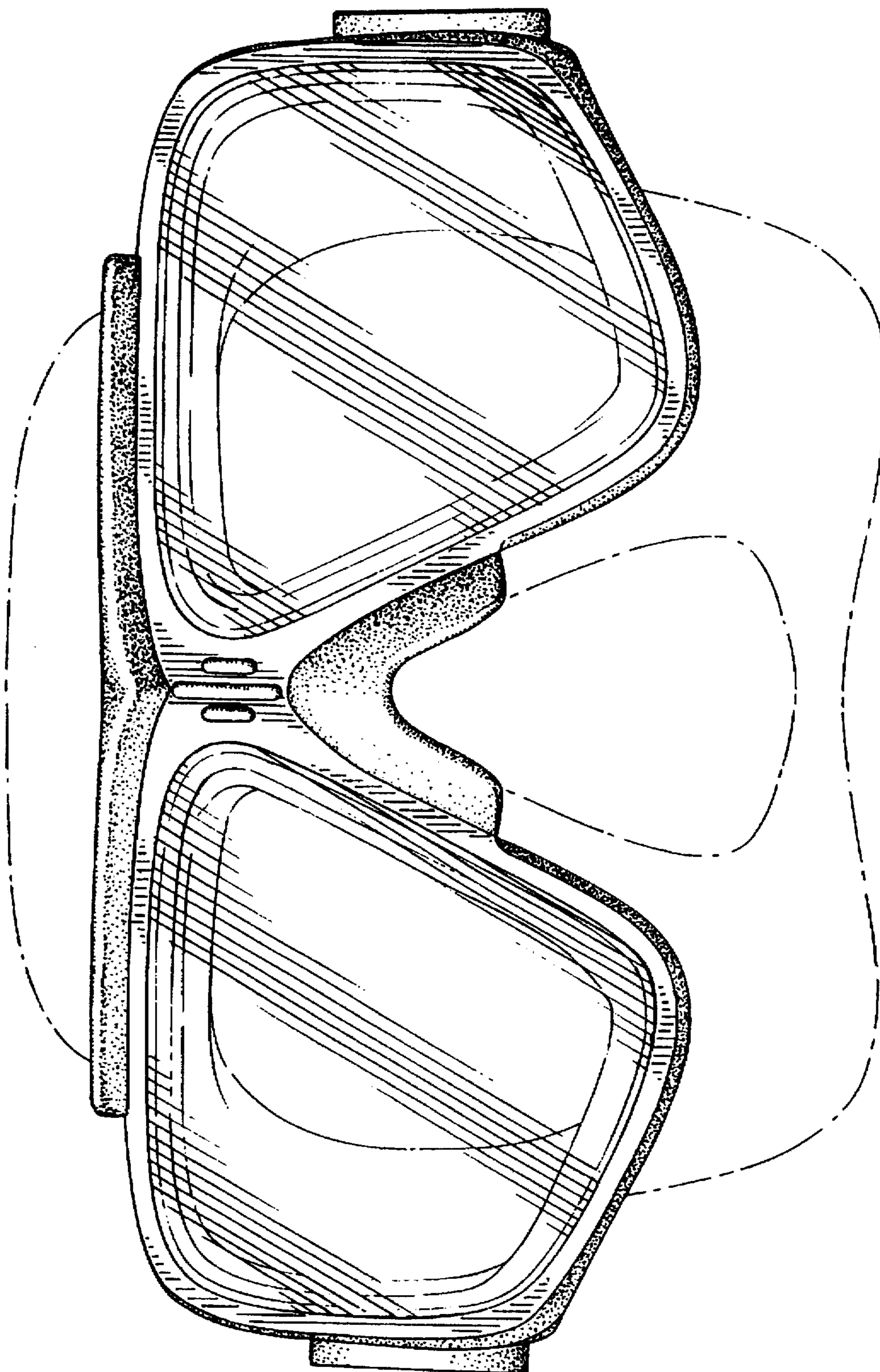


Fig. 1

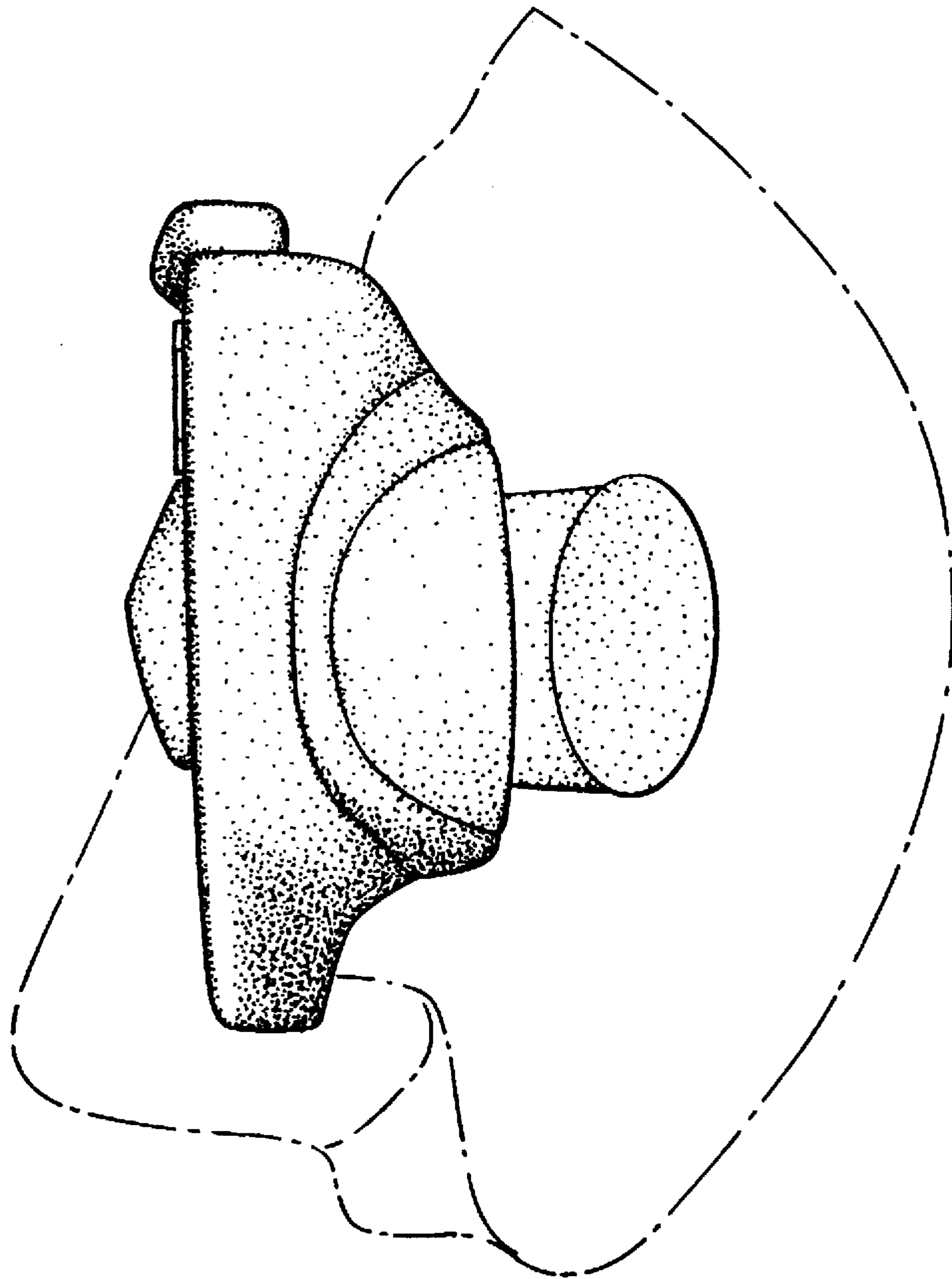


Fig. 2

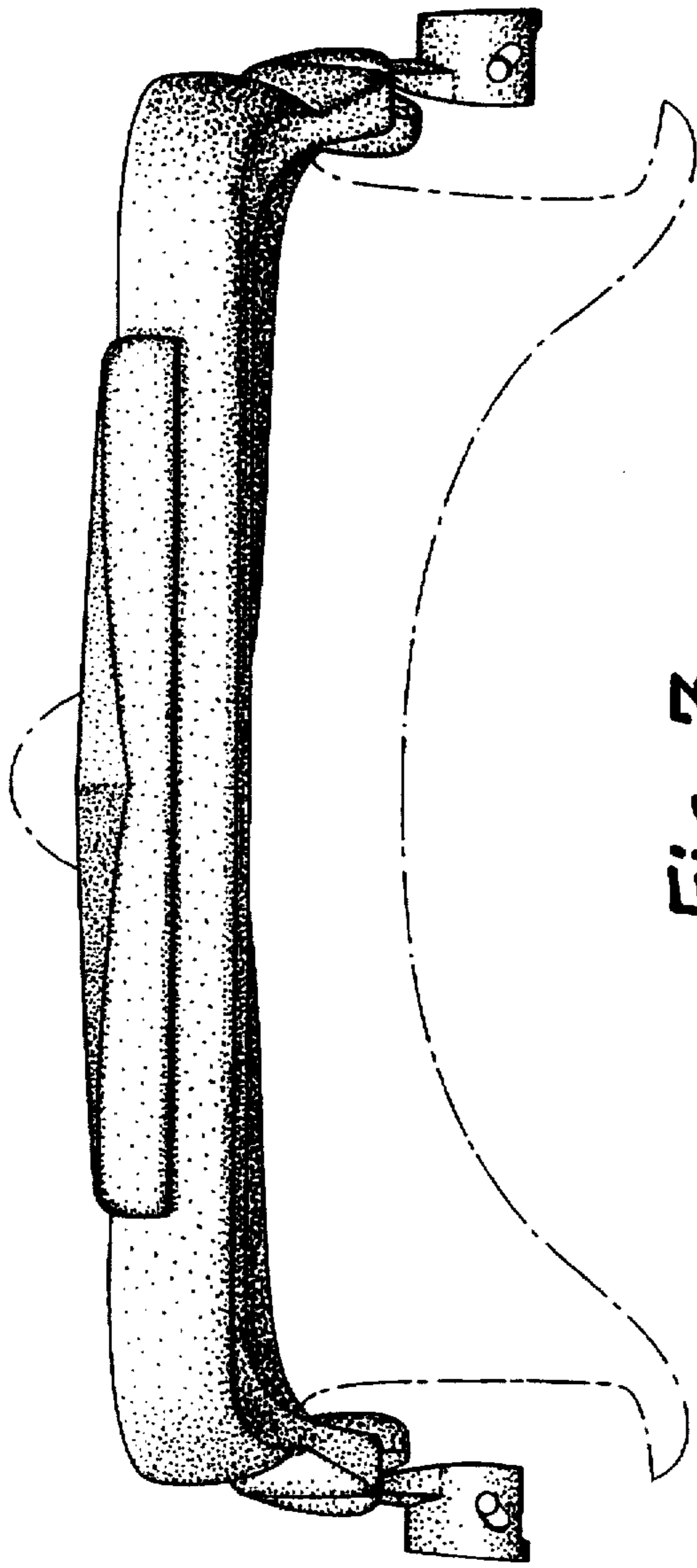


Fig. 3

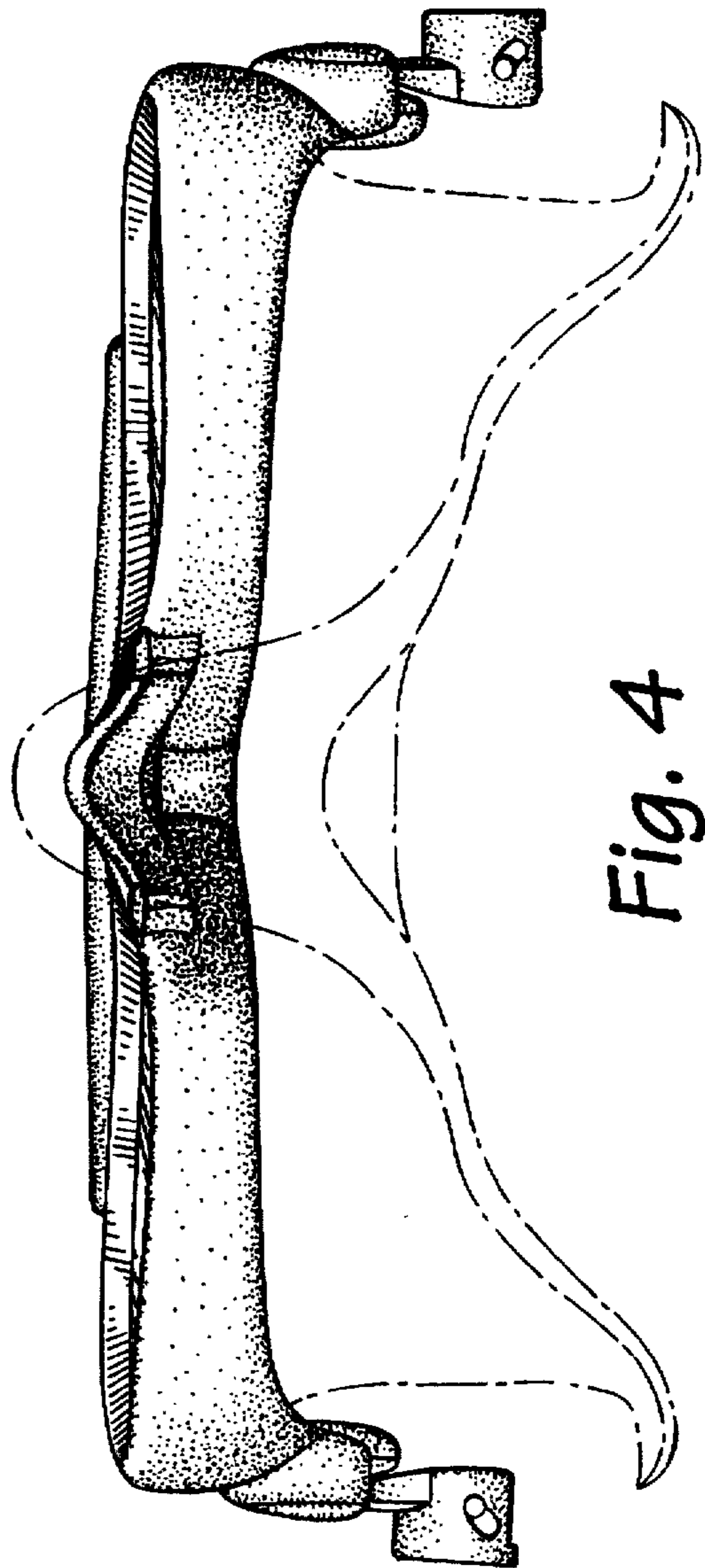


Fig. 4

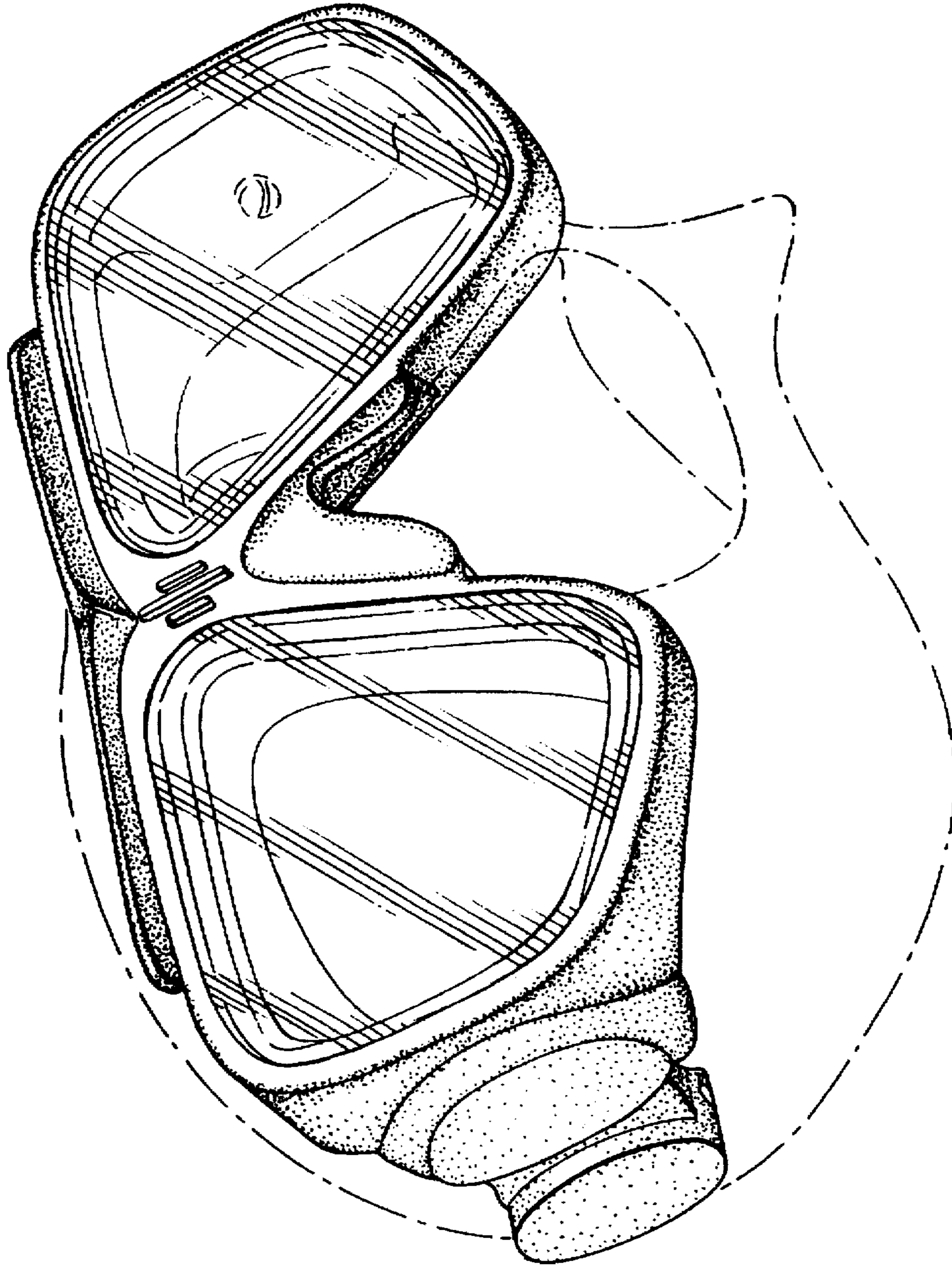


Fig. 5

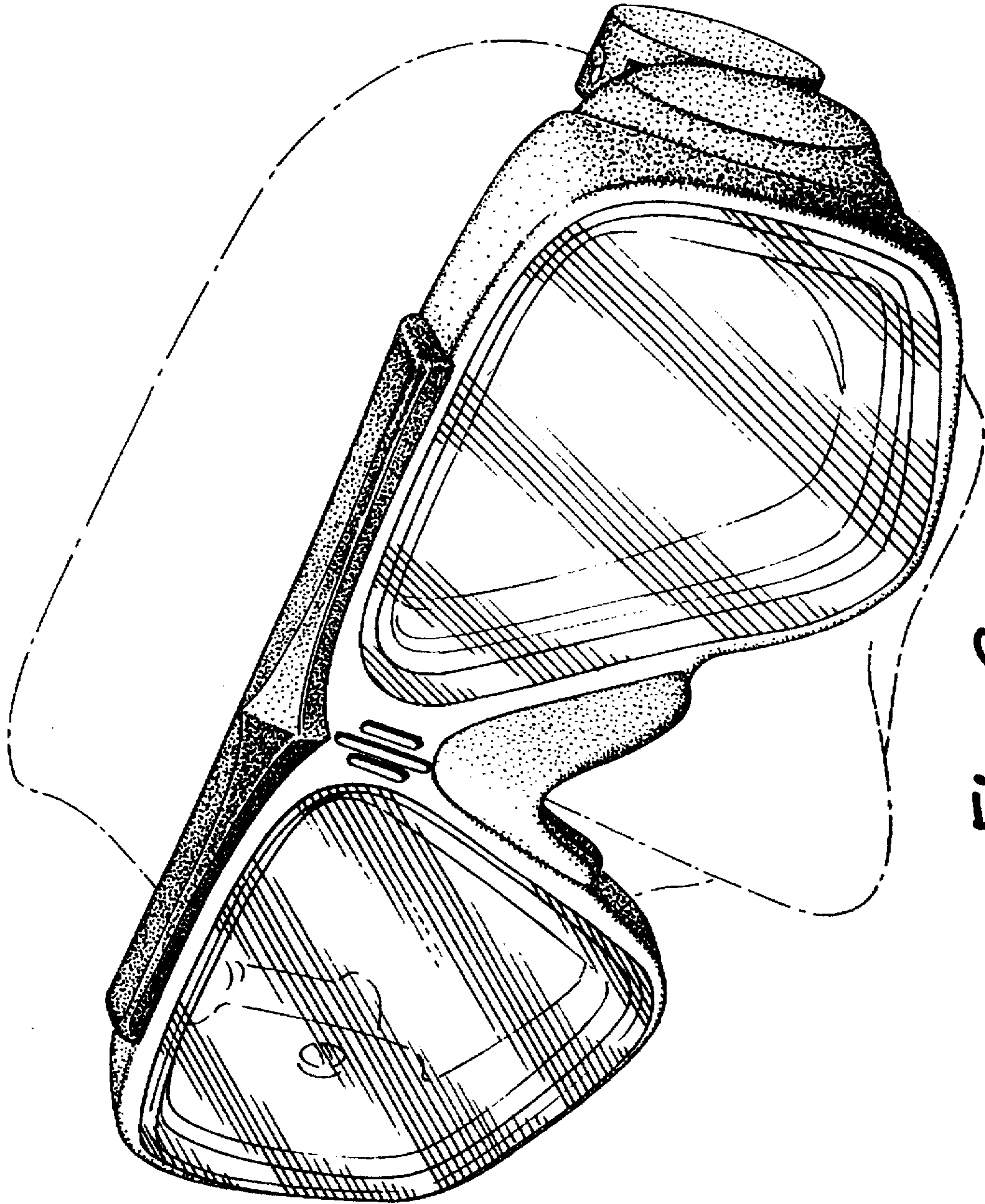


Fig. 6