



US00D38555S

United States Patent [19]

[11] Patent Number: **Des. 385,555**

Nagele et al.

[45] Date of Patent: ****Oct. 28, 1997**

[54] CORDLESS PORTABLE TELEPHONE HOUSING

[75] Inventors: **Albert L. Nagele**, Wilmette; **Leonid Soren**, Lincolnwood; **James D. Palmer**, Deerfield; **Jose T. Lo**, Wheeling, all of Ill.

[73] Assignee: **Motorola, Inc.**, Schaumburg, Ill.

[**] Term: **14 Years**

[21] Appl. No.: **57,705**

[22] Filed: **Jul. 30, 1996**

Related U.S. Application Data

[63] Continuation-in-part of Ser. No. 44,939, Oct. 3, 1995.

[51] LOC (6) Cl. **14-03**

[52] U.S. Cl. **D14/138**

[58] Field of Search D14/137, 138, D14/140, 142, 147-151, 240, 248; 379/58-61, 419, 420, 428, 440, 433, 455, 454; 455/89, 90

[56] References Cited

U.S. PATENT DOCUMENTS

- D. 327,062 6/1992 Taylor et al. D14/138
- D. 339,337 9/1993 Taylor D14/138
- D. 341,138 11/1993 Cummings D14/138
- D. 343,172 1/1994 Watanabe D14/138

- D. 350,349 9/1994 Williams et al. D14/138
- D. 350,350 9/1994 Nagele D14/138
- D. 365,094 12/1995 Trahan et al. D14/147 X
- D. 366,872 2/1996 Nagele et al. D14/248 X
- D. 370,106 5/1996 Replinger et al. D14/248 X
- D. 374,872 10/1996 Scianna, Sr. et al. D14/138
- D. 376,142 12/1996 Matsumoto D14/147 X

OTHER PUBLICATIONS

Mobile Office Apr. 1994, p. 98. NEC p. 120.
NEC Talk Time EXEC700 Product Brochure Page.
Mobile Office Magazine's Cellular Buyer's Guide, Winter 1995, pp. 53 (bottom left figure), 59 (top left and bottom right figures), and 62 (top left figure), Feb. 1995.

Primary Examiner—Jeffrey Asch
Attorney, Agent, or Firm—John G. Rauch

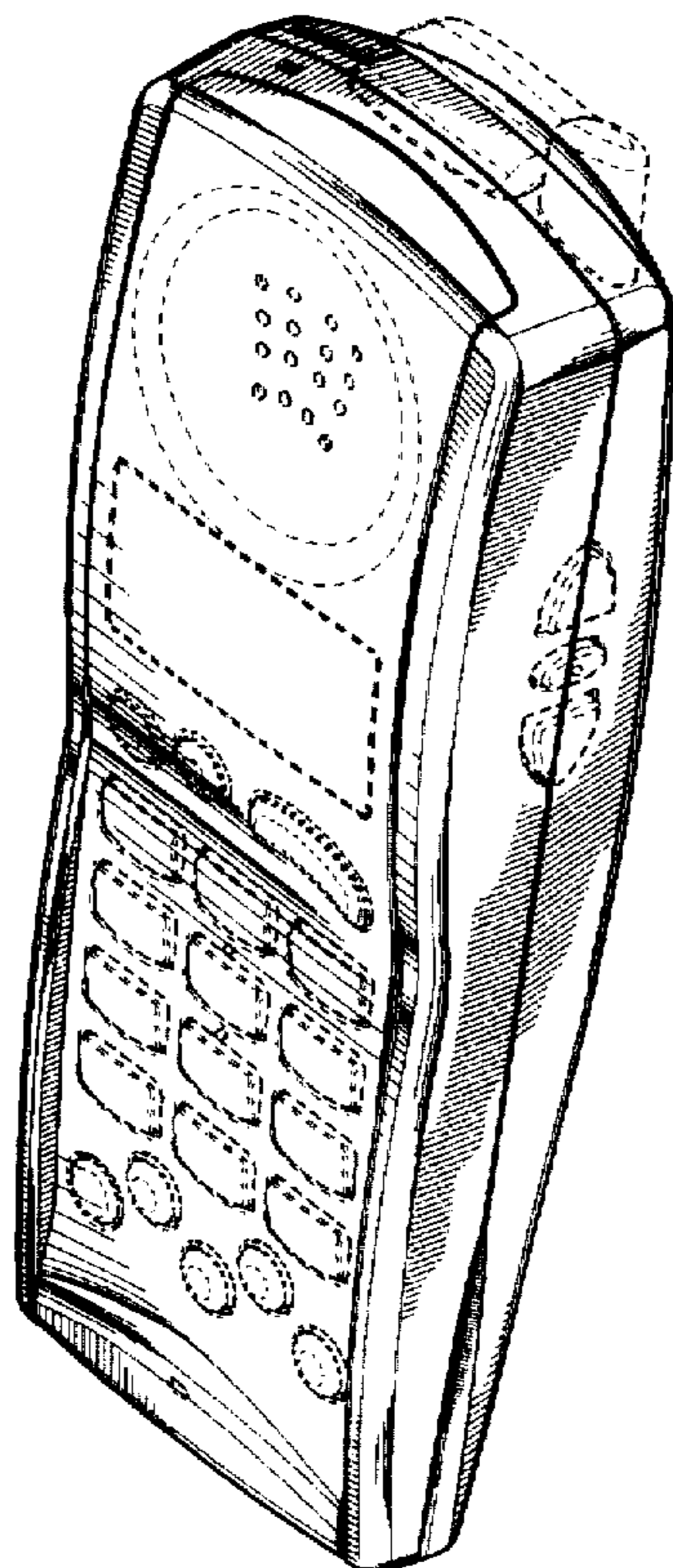
[57] CLAIM

The ornamental design for a cordless portable telephone housing, as shown and described.

DESCRIPTION

FIG. 1 is a right, front, top view of a cordless portable telephone housing showing our new design;
FIG. 2 is a rear plan view thereof;
FIG. 3 is a left side plan view thereof; and,
FIG. 4 is a bottom plan view thereof.
The broken lines shown in FIGS. 1-4 are for illustrative purposes only and form no part of the claimed design.

1 Claim, 2 Drawing Sheets



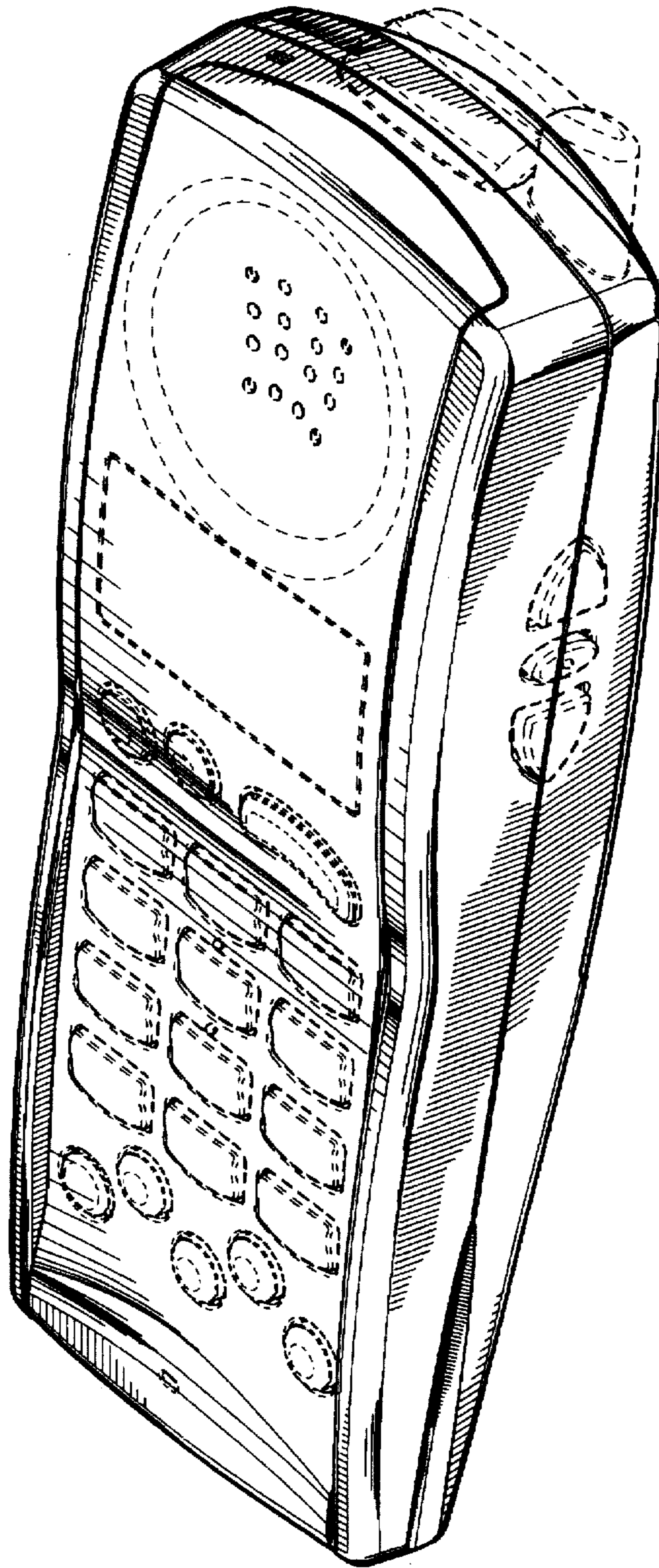


FIG. 1

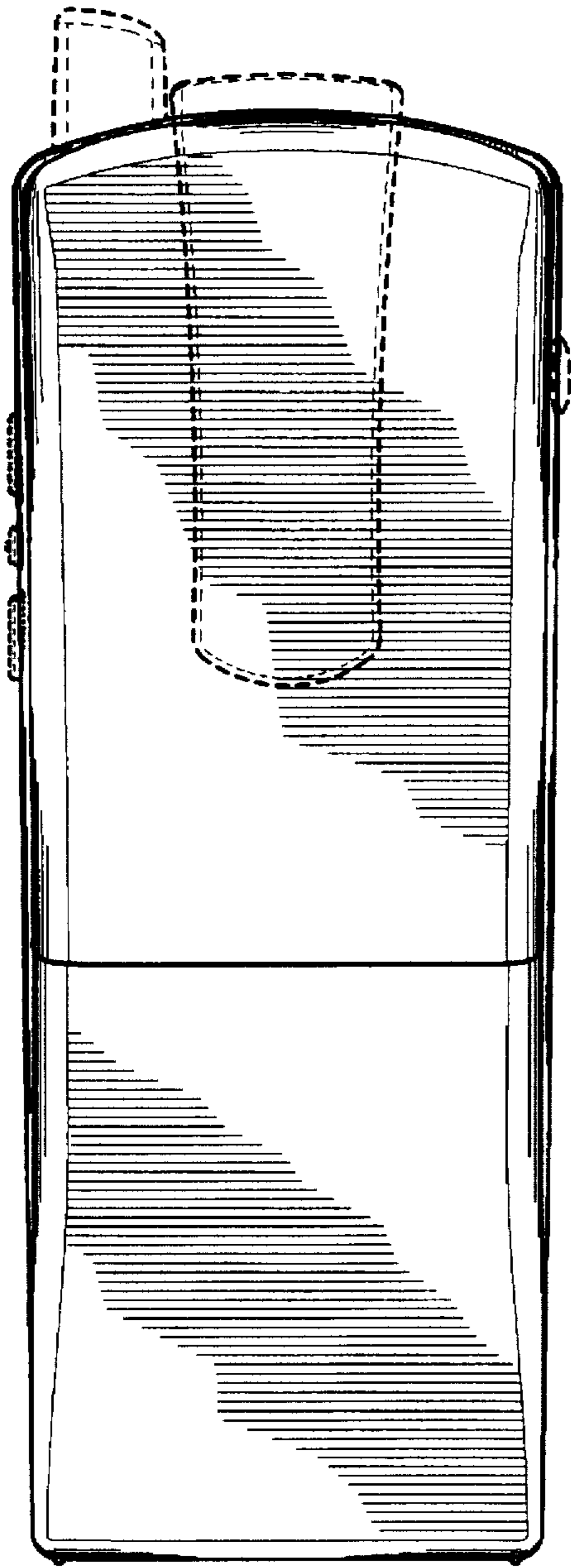


FIG. 2

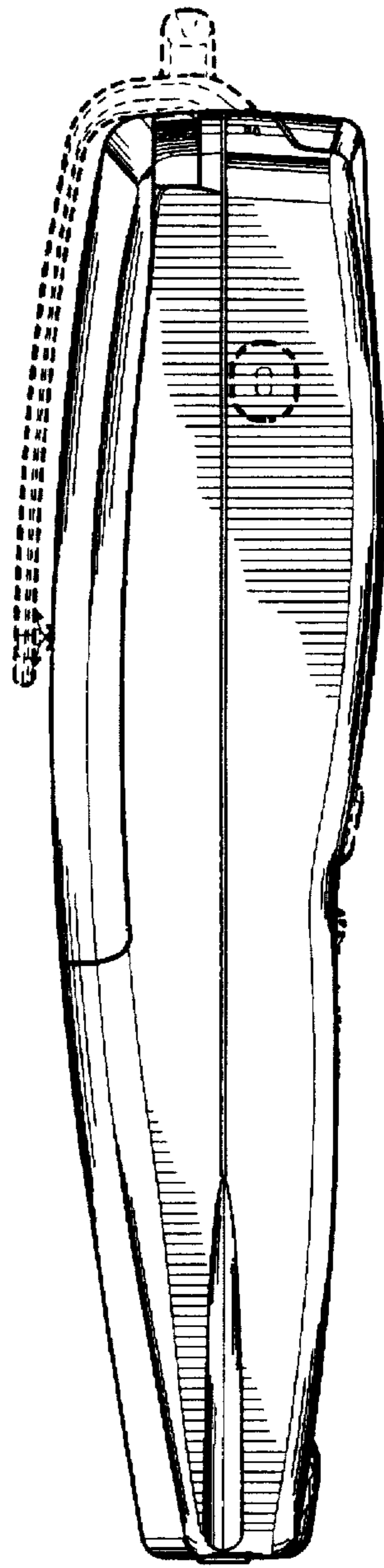


FIG. 3

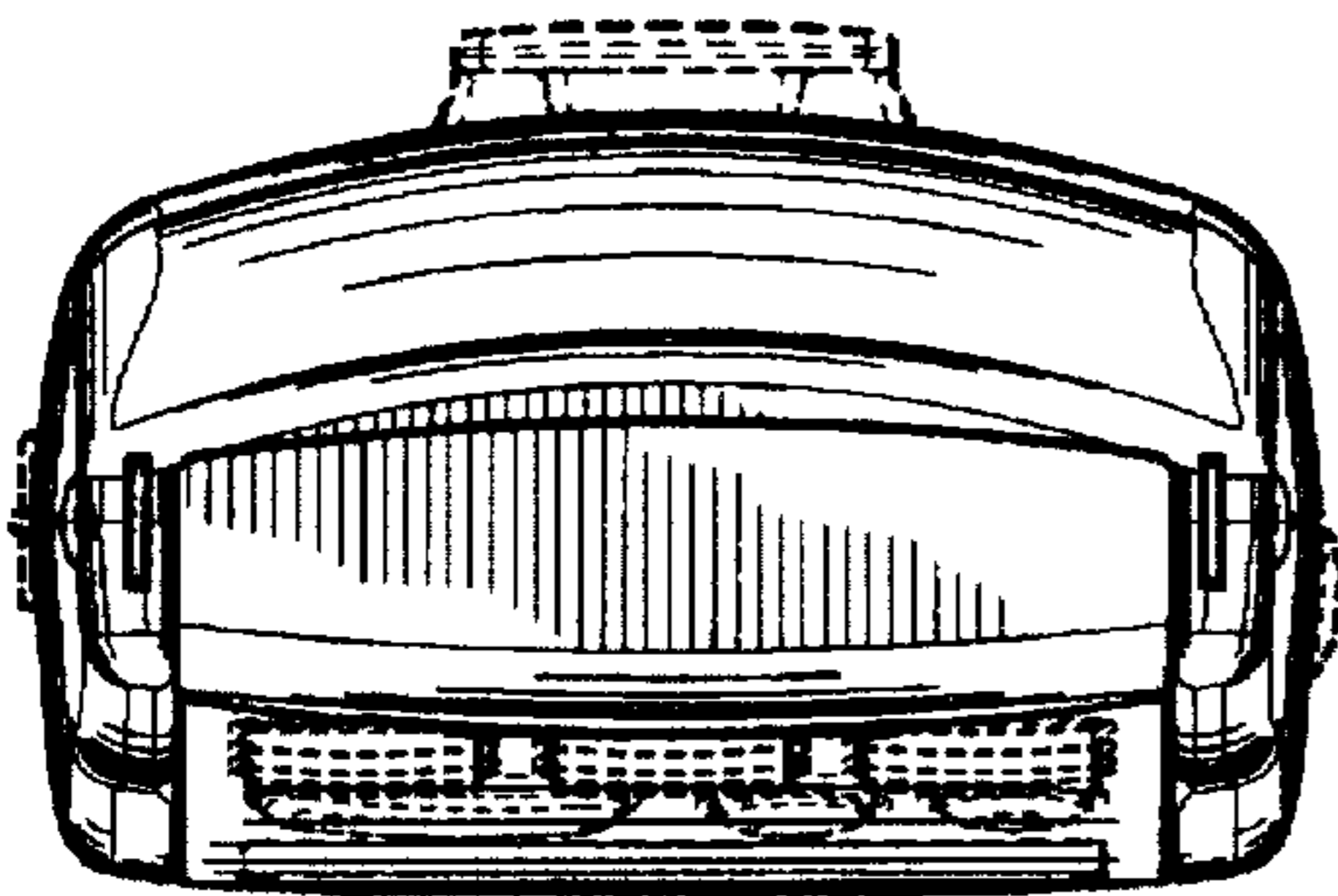


FIG. 4