



US00D385540S

United States Patent [19] Taylor

[11] Patent Number: **Des. 385,540**
[45] Date of Patent: ****Oct. 28, 1997**

[54] **HAND CONTROLLER**

[75] Inventor: **Jason R. Taylor, Rochester, N.Y.**

[73] Assignee: **Forte Technologies, Inc., Rochester, N.Y.**

[**] Term: **14 Years**

[21] Appl. No.: **48,186**

[22] Filed: **Dec. 21, 1995**

[51] LOC (6) Cl. **14-02**

[52] U.S. Cl. **D14/114**

[58] Field of Search D14/114, 218;
D13/158, 168; D21/48; 178/18-9; 200/5 R,
5 A, 6 R, 6 A; 213/148 B; 273/148 B,
438; 345/156-67; 74/471 XY

[56] **References Cited**

U.S. PATENT DOCUMENTS

- D. 311,760 10/1990 Renk, Jr. D14/218
- D. 340,042 10/1993 Copper et al. D14/114
- D. 342,070 12/1993 Takama D14/218

- D. 342,256 12/1993 Payne et al. D14/114
- D. 363,287 10/1995 Laituri D14/218
- D. 365,102 12/1995 Gioscia D14/218
- D. 366,043 1/1996 Hara et al. D14/218
- D. 367,061 2/1996 Davison D14/218
- D. 368,475 4/1996 Scott D14/218

Primary Examiner—M. H. Tung
Attorney, Agent, or Firm—Cumpston & Shaw

[57] **CLAIM**

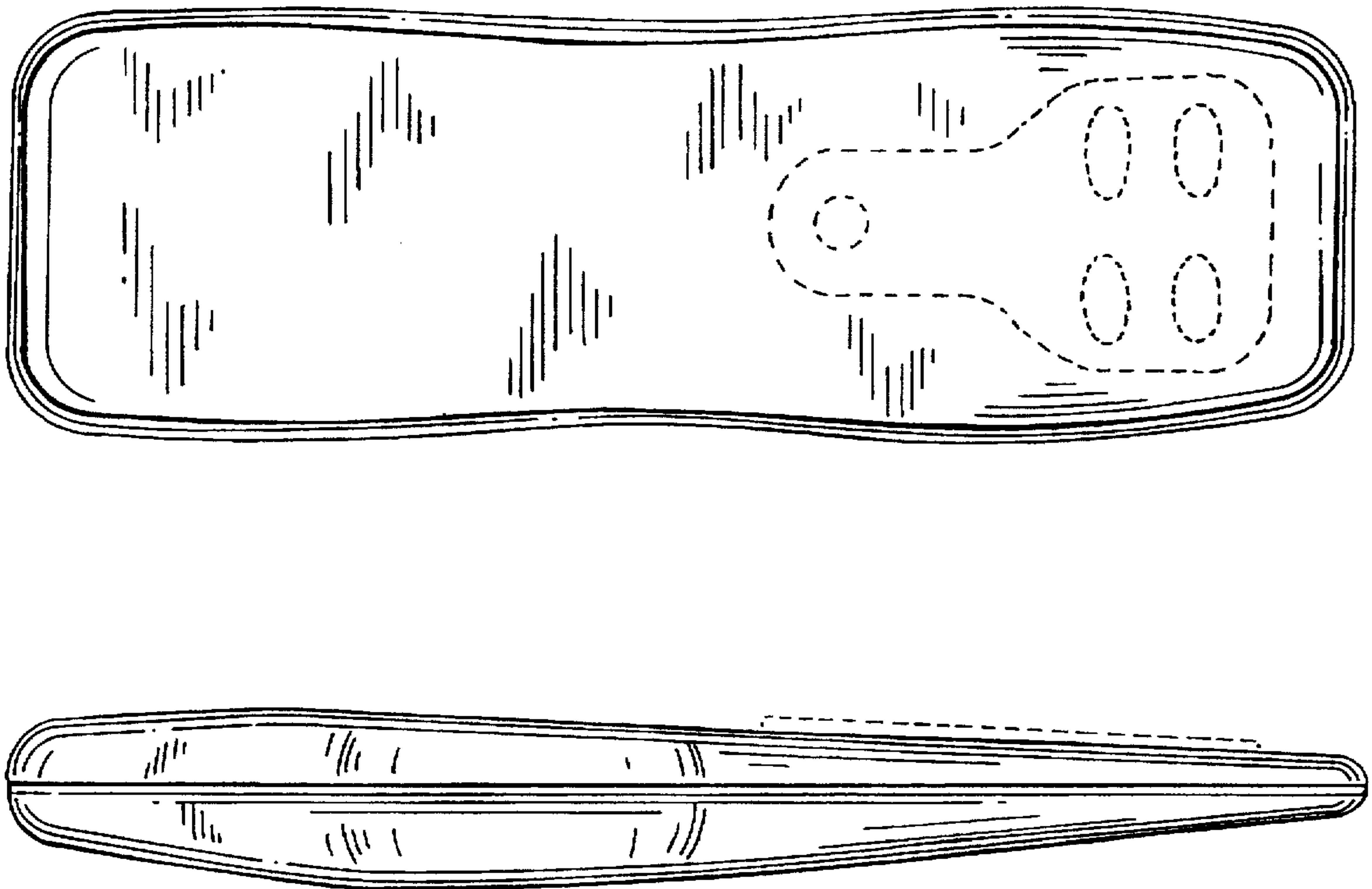
The ornamental design for hand controller, as shown and described.

DESCRIPTION

FIG. 1 is a top plan view of a hand controller;
FIG. 2 is a left side elevation, the right side being a mirror image;
FIG. 3 is a bottom plan view;
FIG. 4 is a front elevation; and,
FIG. 5 is a rear elevation.

The broken line drawing of a key pad in FIGS. 1, 2, and 5 is for illustrative purposes only and forms no part of the claimed design.

1 Claim, 2 Drawing Sheets



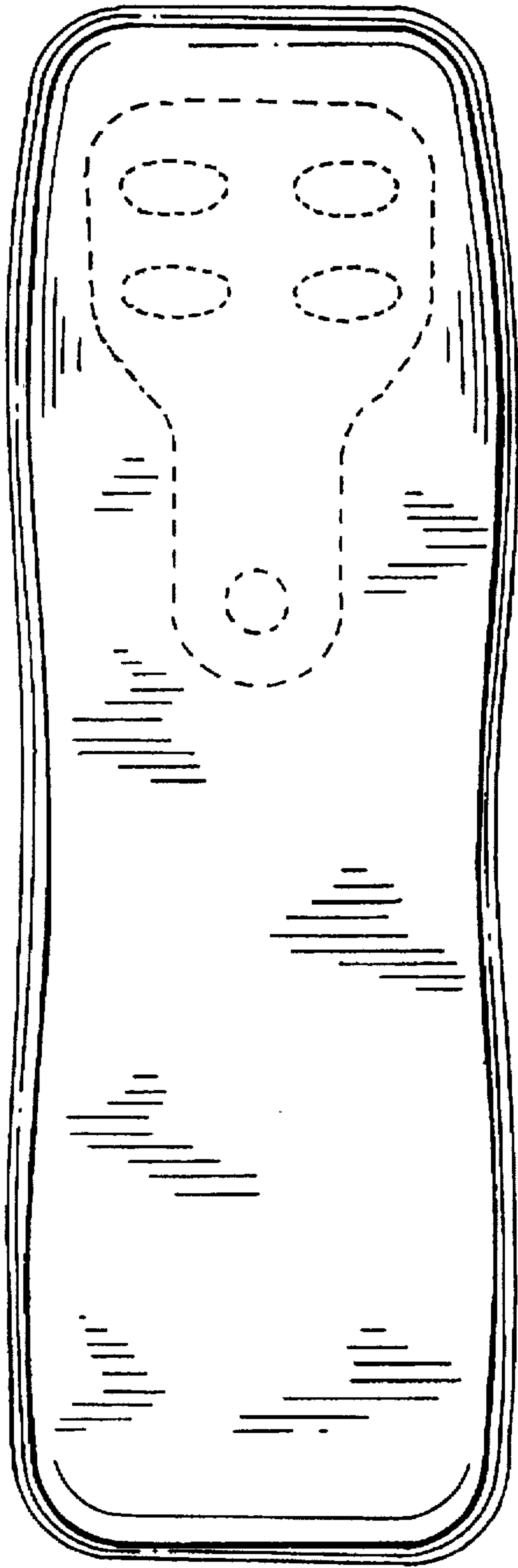


FIG. 1




FIG. 2

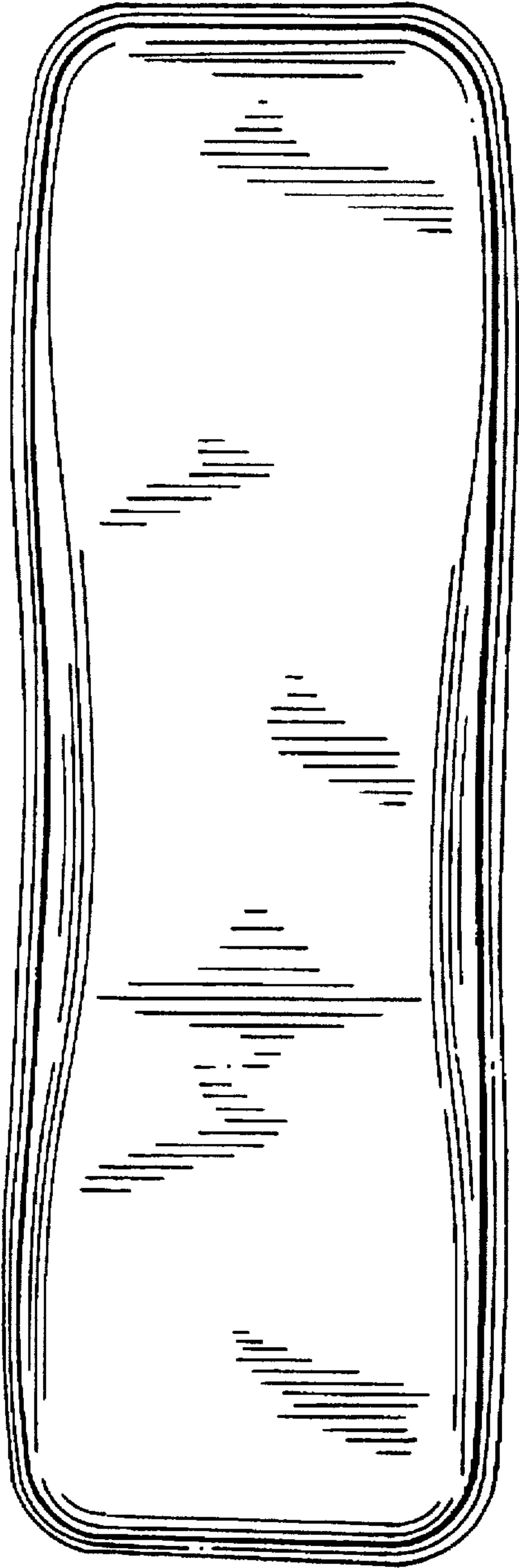


FIG. 3



FIG. 4




FIG. 5