

US00D385533S

United States Patent [19]

[11] Patent Number: **Des. 385,533**

Adams

[45] Date of Patent: ****Oct. 28, 1997**

[54] SINGLE-HINGE TRIPLE-SCREEN PORTABLE COMPUTER

[76] Inventor: **Milton N. Adams**, 779 Concourse Village, Apt. 14E, Bronx, N.Y. 10456

[**] Term: **14 Years**

[21] Appl. No.: **44,155**

[22] Filed: **Sep. 19, 1995**

[51] LOC (6) Cl. **14-02**

[52] U.S. Cl. **D14/106; D14/100**

[58] Field of Search D14/100, 101, D14/106, 113, 115, 124, 127; D18/1, 7; 235/145 A, 145 R; 341/22, 23; 345/104, 156, 168, 173, 901-905, 87; 361/679-686; 364/708.1, 709.04, 709.12; 400/486, 489

[56] References Cited

U.S. PATENT DOCUMENTS

5,103,376	4/1992	Blonder	D14/106	X
5,202,844	4/1993	Kamio et al.	D14/106	X
5,251,102	10/1993	Kimble	D14/106	X
5,262,926	11/1993	Hall	D14/106	X

Primary Examiner—Freda Nunn

Attorney, Agent, or Firm—Lieberman & Nowak, LLP


[57] CLAIM

The ornamental design for a single hinge triple screen portable computer, as shown and described.

DESCRIPTION

FIG. 1 is a front side perspective view of a single hinge triple screen portable computer showing my new design;
 FIG. 2 is a front perspective view thereof wherein text is displayed on one of three screens;
 FIG. 3 is a top plan view thereof wherein the screen and keyboard are opened 180 degrees;
 FIG. 4 is a top plan view thereof wherein text is displayed on one of the three screens and the screen and keyboard are opened 180 degrees;
 FIG. 5 is a rear view thereof showing two of the three screens;
 FIG. 6 is a rear view thereof wherein text is displayed on two of the three screens;
 FIG. 7 is a perspective view thereof wherein the two rear screens are closed together;
 FIG. 8 is a front elevational view thereof wherein the two rear screens are closed together; and,
 FIG. 9 is a side elevational view thereof the opposite side being shown in FIG. 1.

1 Claim, 7 Drawing Sheets






Fig. 1

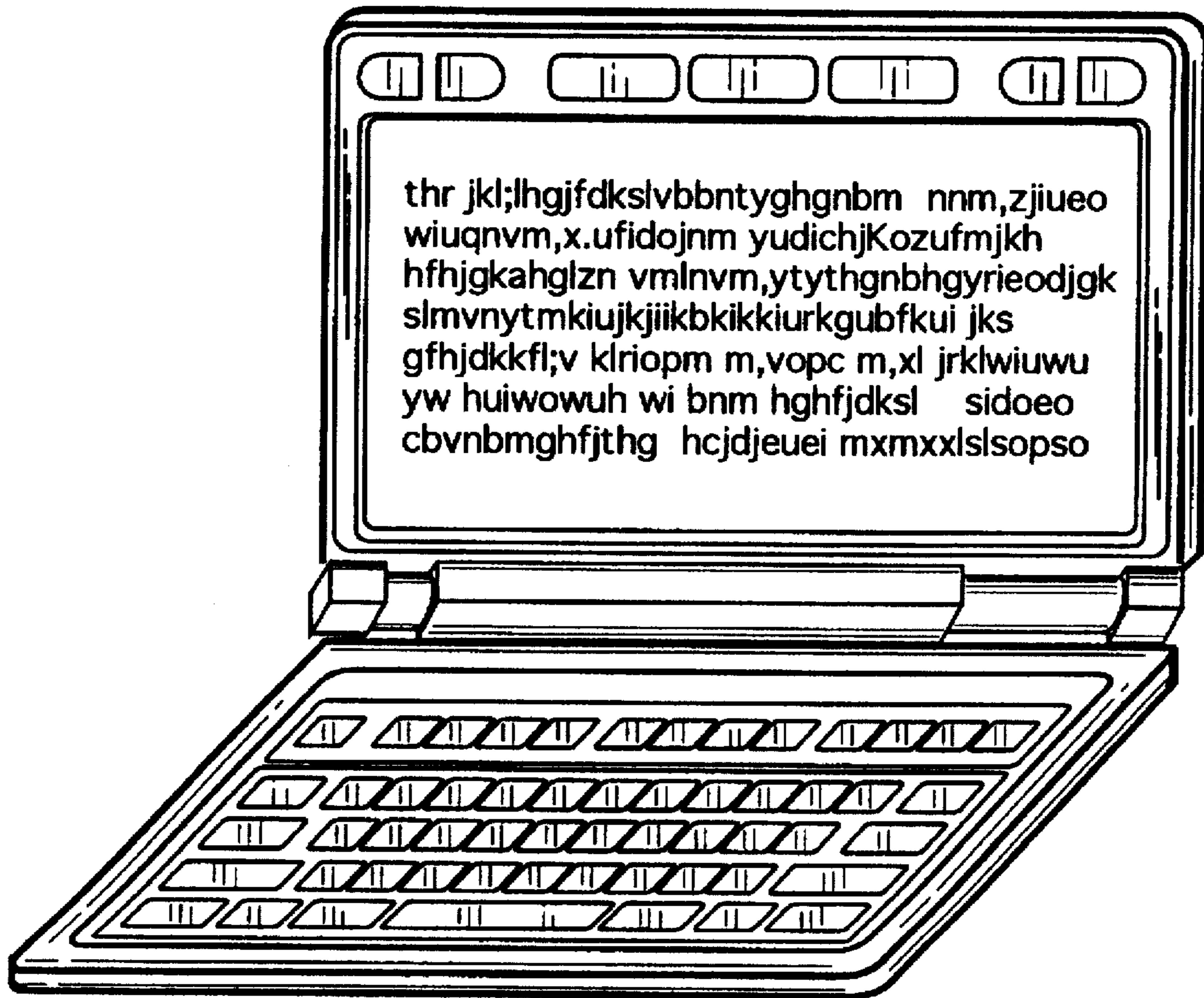


Fig. 2




Fig. 3

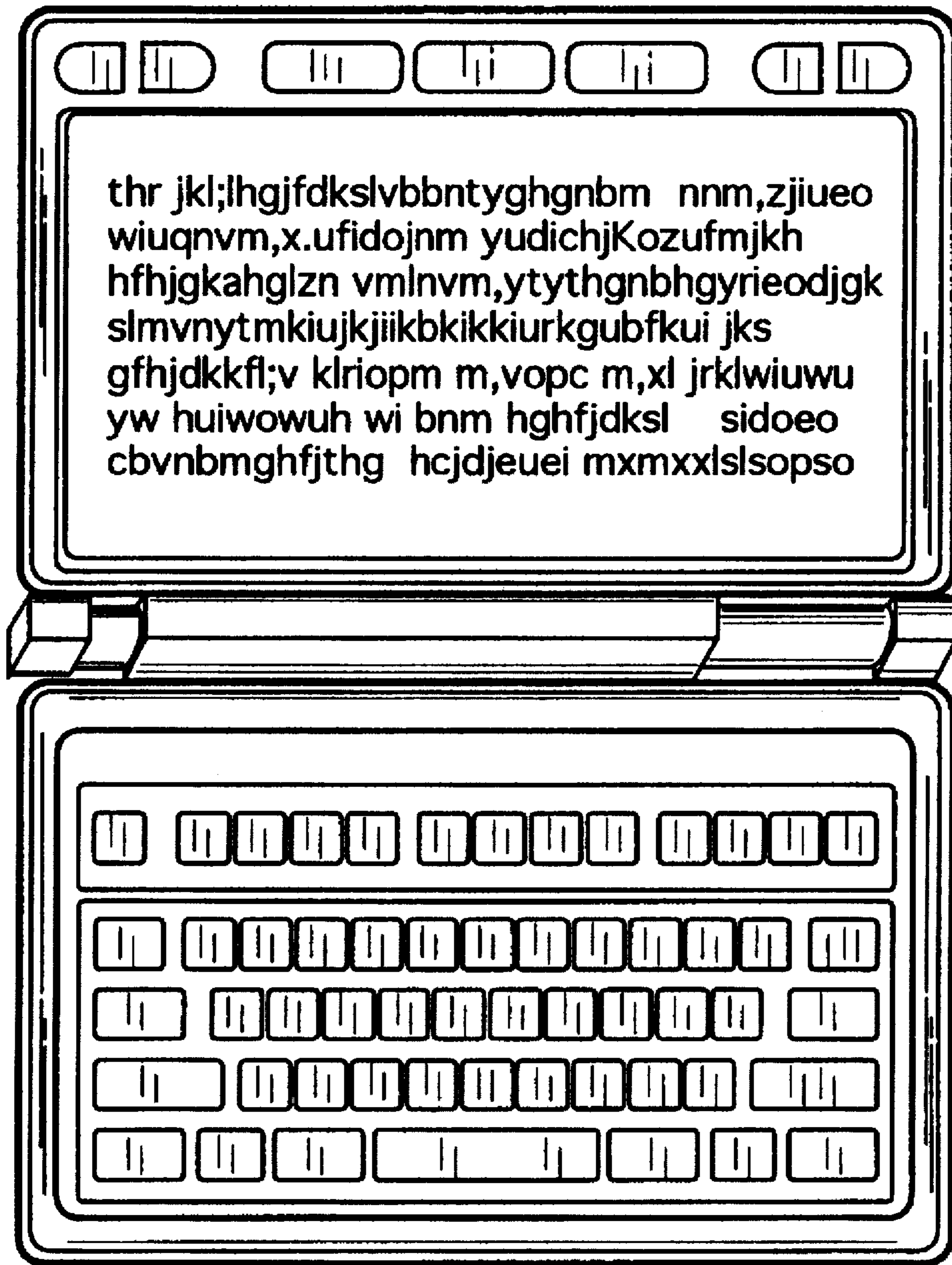


Fig. 4

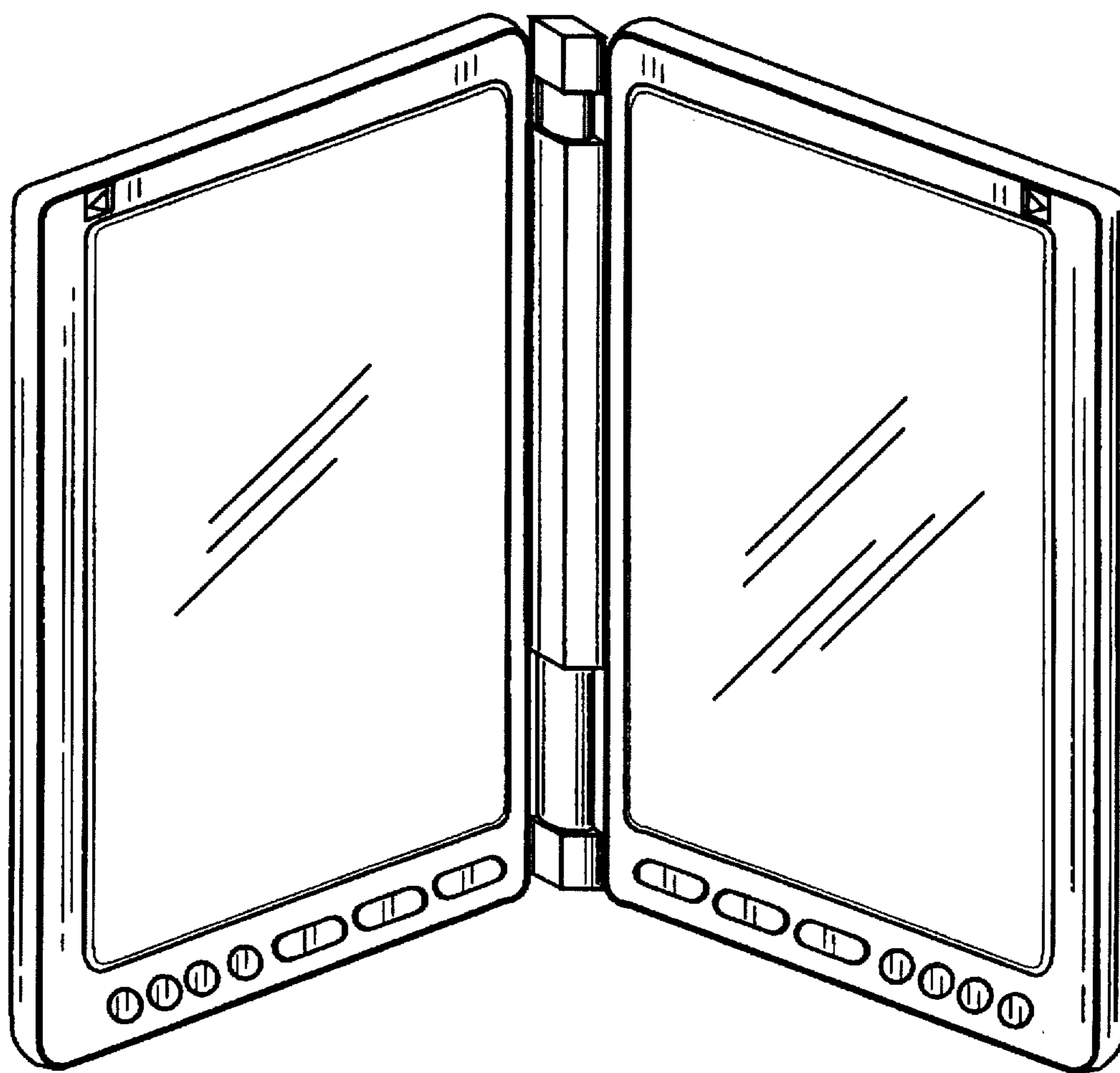


Fig. 5




Fig. 6

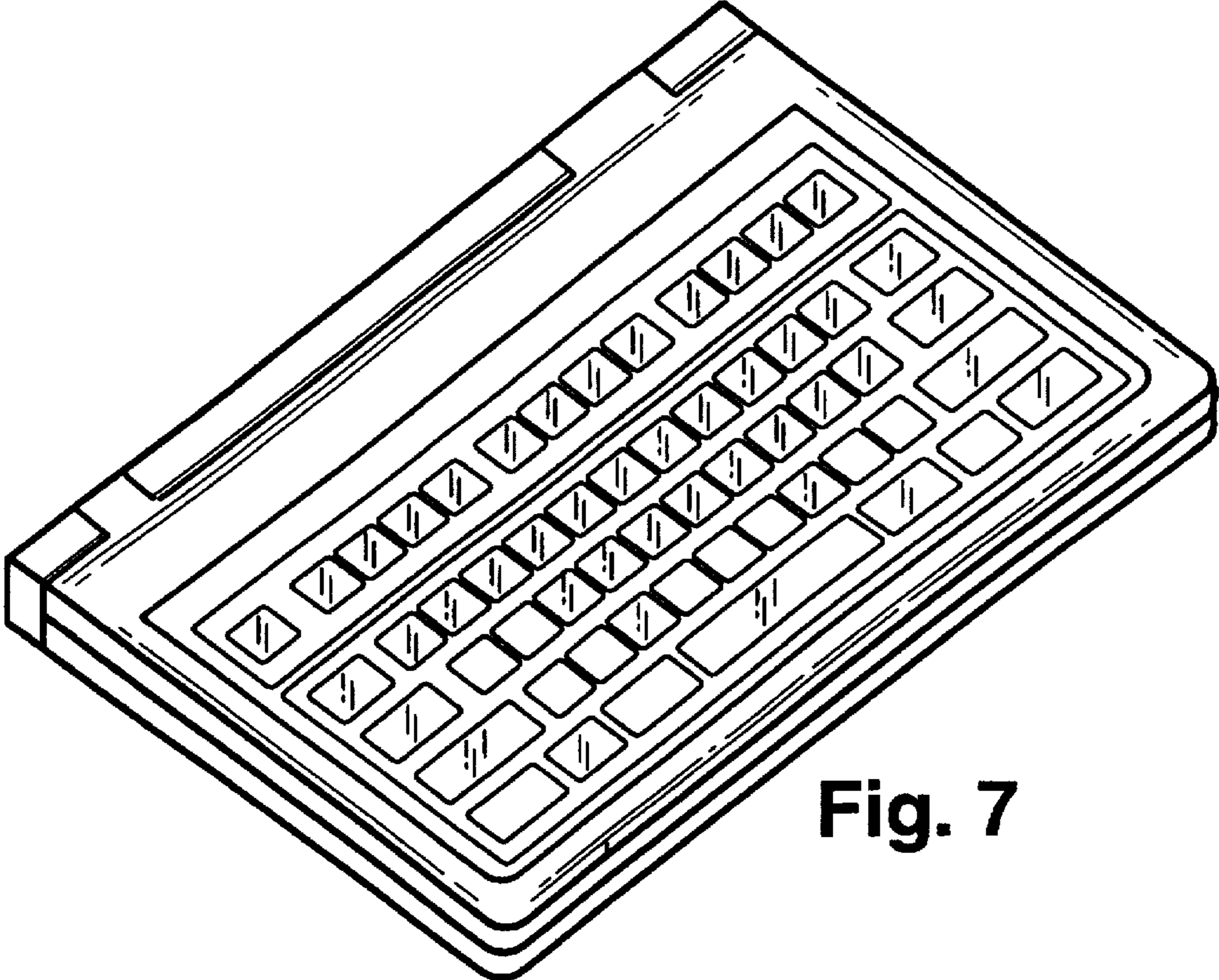


Fig. 7




Fig. 8




Fig. 9