



US00D385526S

United States Patent [19] Hinkle

[11] Patent Number: **Des. 385,526**

[45] Date of Patent: ****Oct. 28, 1997**

[54] **WHEEL CHOCK**

[76] Inventor: **Curtis Hinkle**, 7246 S. Cornell,
Chicago, Ill. 60649

[**] Term: **14 Years**

[21] Appl. No.: **60,191**

[22] Filed: **Sep. 24, 1996**

[51] LOC (6) Cl. **12-06**

[52] U.S. Cl. **D12/217**

[58] Field of Search **D12/217; 188/32,
188/36, 4 R**

[56] **References Cited**

U.S. PATENT DOCUMENTS

D. 245,416	8/1977	Carpenter	D12/217
D. 328,588	8/1992	Mitchell	D12/217
2,522,328	9/1950	Wiswell et al.	188/32
2,773,564	12/1956	Garard, Sr.	188/32
2,822,063	2/1958	Hampton	188/32

Primary Examiner—Louis S. Zarfaz
Assistant Examiner—Frank Martinez

[57] **CLAIM**

The ornamental design for a wheel chock, as shown and described.

DESCRIPTION

FIG. 1 is a front plan view of the wheel chock of the present invention;

FIG. 2 is a rear plan view of the wheel chock of FIG. 1;

FIG. 3 is a left side plan view of the wheel chock of FIG. 1;

FIG. 4 is a right side plan view of the wheel chock of FIG. 1;

FIG. 5 is a top plan view of the wheel chock of FIG. 1; and,

FIG. 6 is a bottom plan view of the wheel chock of FIG. 1.

The broken line showing of a tire and wheel is for illustrative purposes only and forms no part of the claimed design.

1 Claim, 3 Drawing Sheets

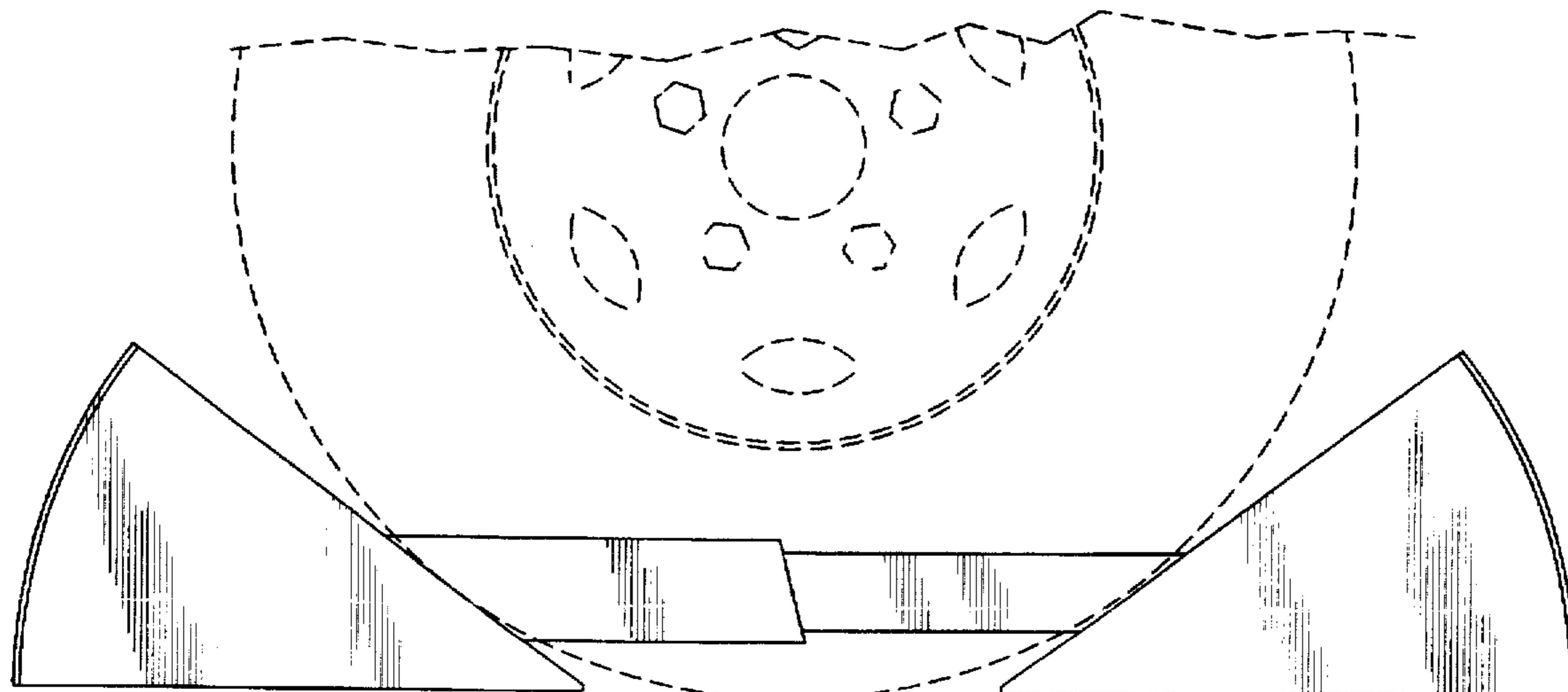


FIG. 1

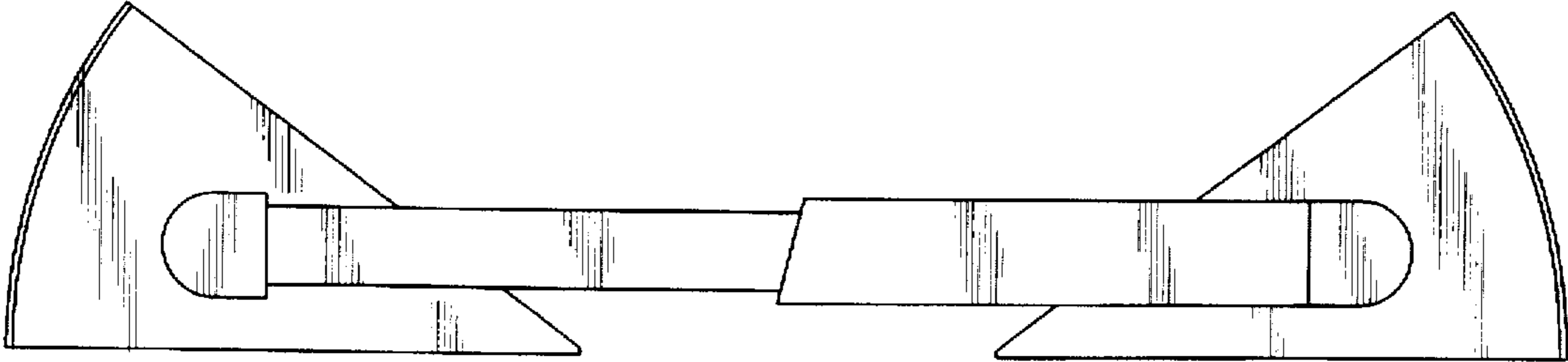


FIG. 2

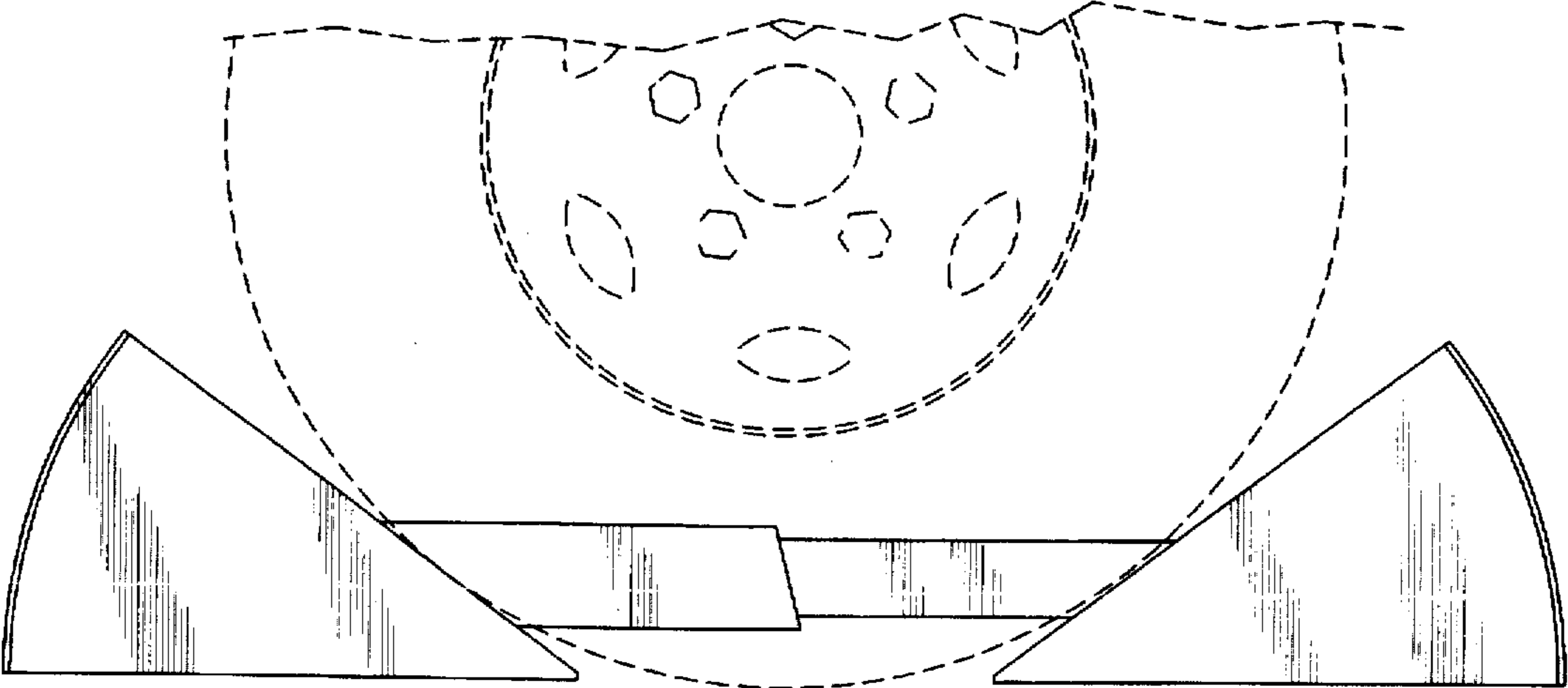


FIG. 3




FIG. 4




FIG. 5

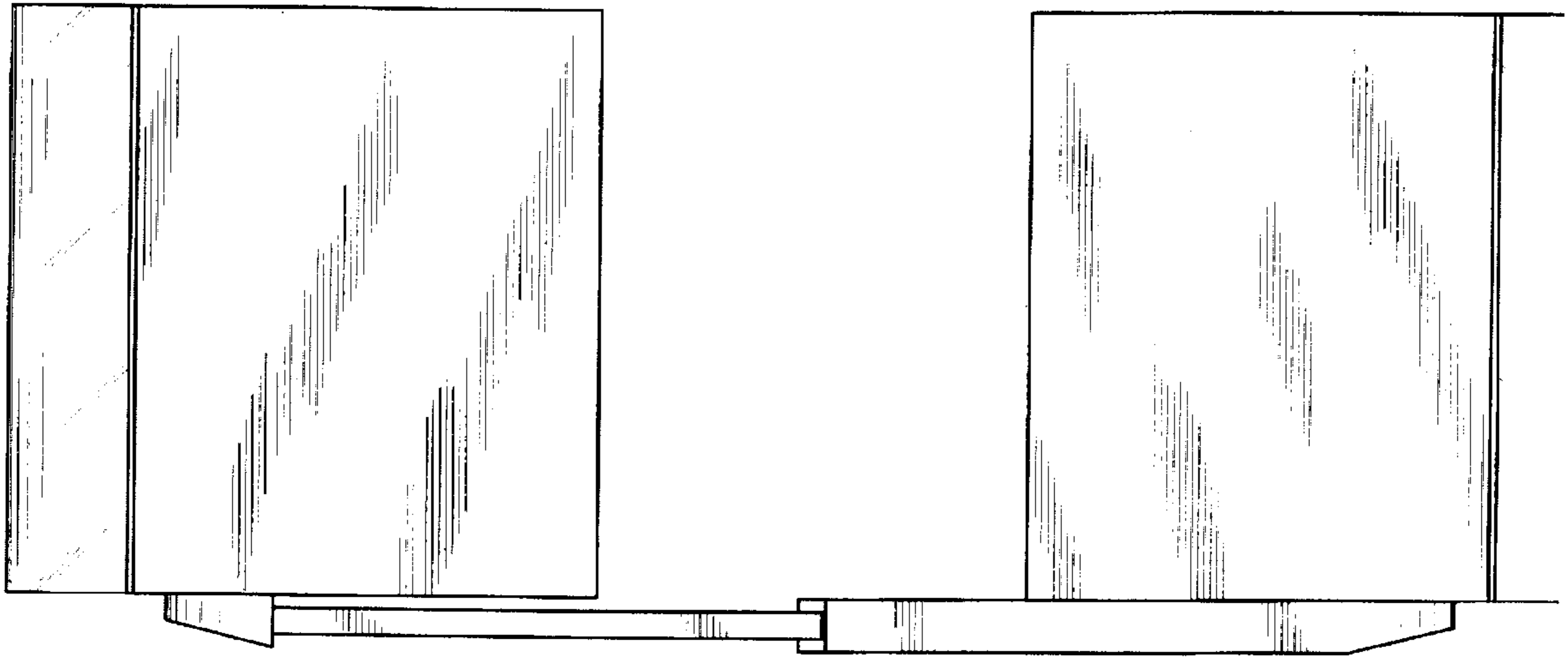


FIG. 6

