

US00D385518S

**United States Patent** [19]  
**Himuro**

[11] **Patent Number: Des. 385,518**

[45] **Date of Patent: \*\*Oct. 28, 1997**

[54] **AUTOMOBILE TIRE**

[75] **Inventor: Yasuo Himuro, Tokyo, Japan**

[73] **Assignee: Bridgestone Corporation, Tokyo, Japan**

[\*\*] **Term: 14 Years**

[21] **Appl. No.: 55,101**

[22] **Filed: May 29, 1996**

[30] **Foreign Application Priority Data**

Nov. 30, 1995 [JP] Japan ..... 7-36196

[51] **LOC (6) Cl. .... 12-15**

[52] **U.S. Cl. .... D12/147**

[58] **Field of Search .... D12/136, 138, D12/140-151; 152/209 A, 209 D, 209 R**

[56] **References Cited**

**U.S. PATENT DOCUMENTS**

- D. 336,066 6/1993 Guspodin ..... D12/141
- D. 369,764 5/1996 Himuro et al. .... D12/147
- D. 370,444 6/1996 Ochi et al. .... D12/147
- 4,807,679 2/1989 Collette et al. .... 152/209 R

**OTHER PUBLICATIONS**

Cordovan Nova 70 Tire, 1995 Tread Design Guide, p. 19 Jan. 1995.

Monarch Road Hugger Metric Tire, 1995 Tread Design Guide, p. 50 Jan. 1995.

*Primary Examiner*—James Gandy

*Assistant Examiner*—Robert M. Spear

*Attorney, Agent, or Firm*—Sughrue, Mion, Zinn, Macpeak & Seas

[57] **CLAIM**

The ornamental design for an automobile tire, as shown and described.

**DESCRIPTION**

FIG. 1 is a perspective view of an automobile tire showing my new design, it being understood that the tread pattern is repeated uniformly throughout the circumference of the tire;

FIG. 2 is a front elevation view thereof, a rear elevation view, a top plan view and a bottom view are identical with the front elevation view;

FIG. 3 is a left side elevation view thereof, a right side elevation view is identical with the left side elevation view;

FIG. 4 is an enlarged fragmentary front elevation view thereof; and,

FIG. 5 is a cross-sectional view thereof taken along line 5—5 in FIG. 4.

**1 Claim, 4 Drawing Sheets**

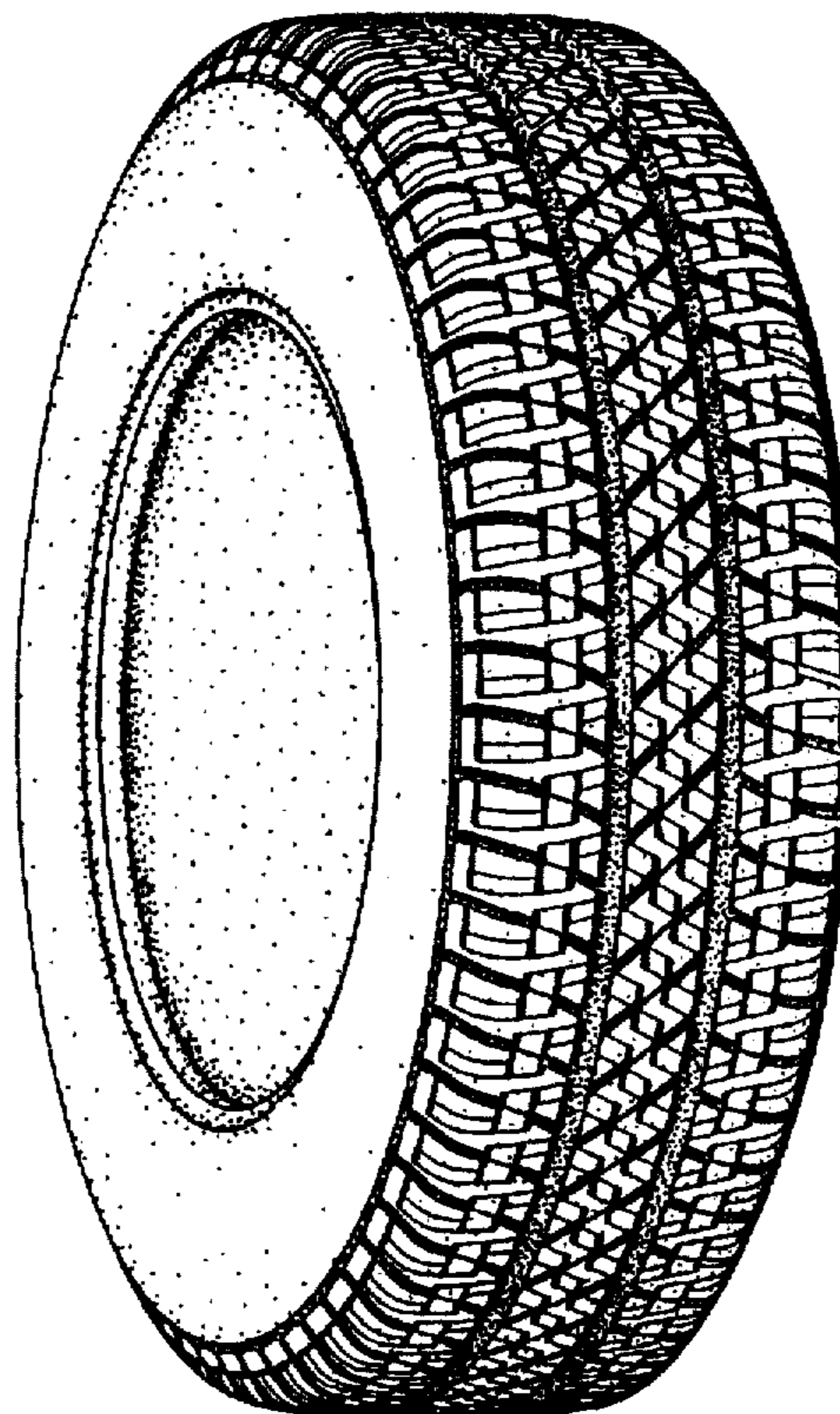


FIG. 1

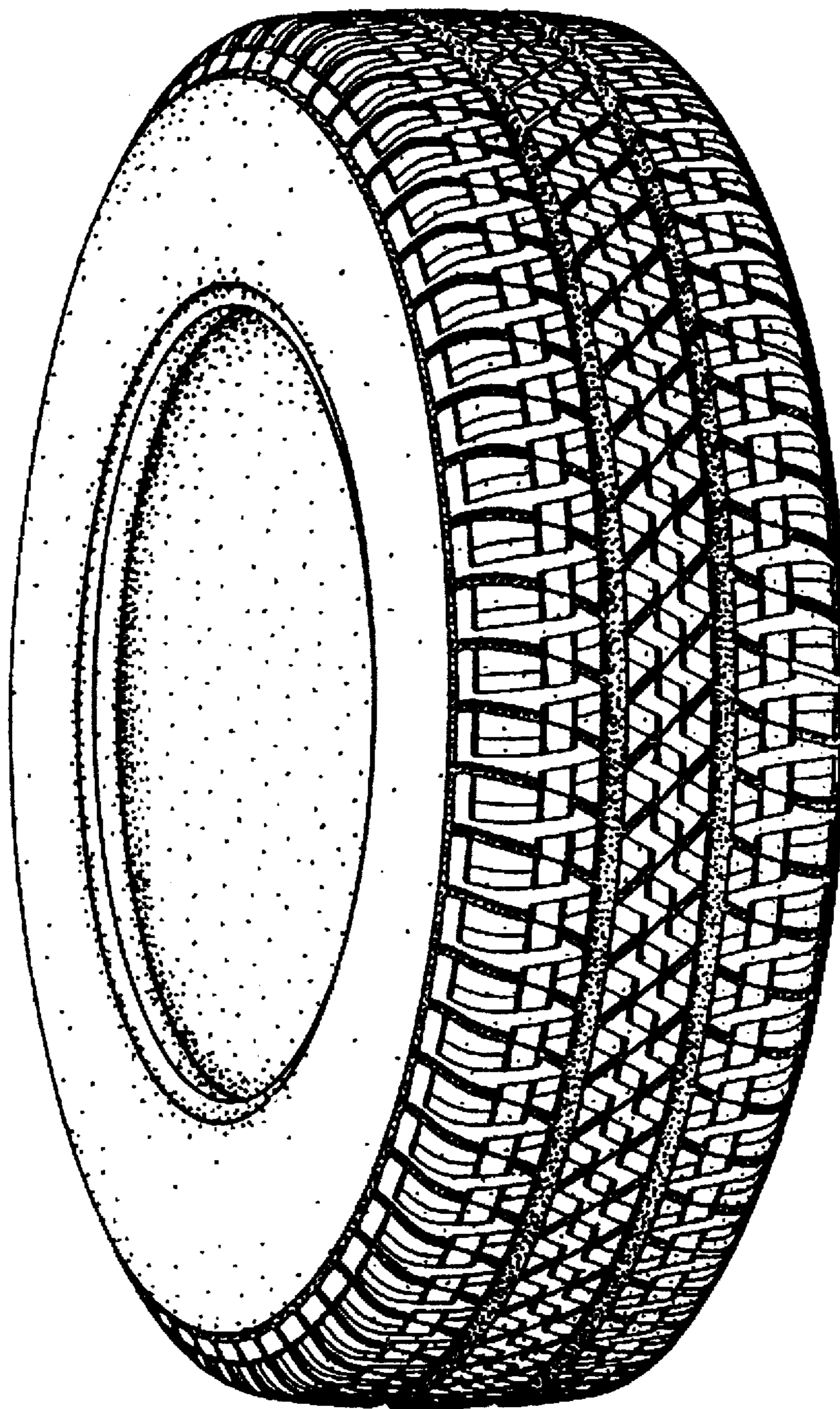


FIG. 2




FIG. 3

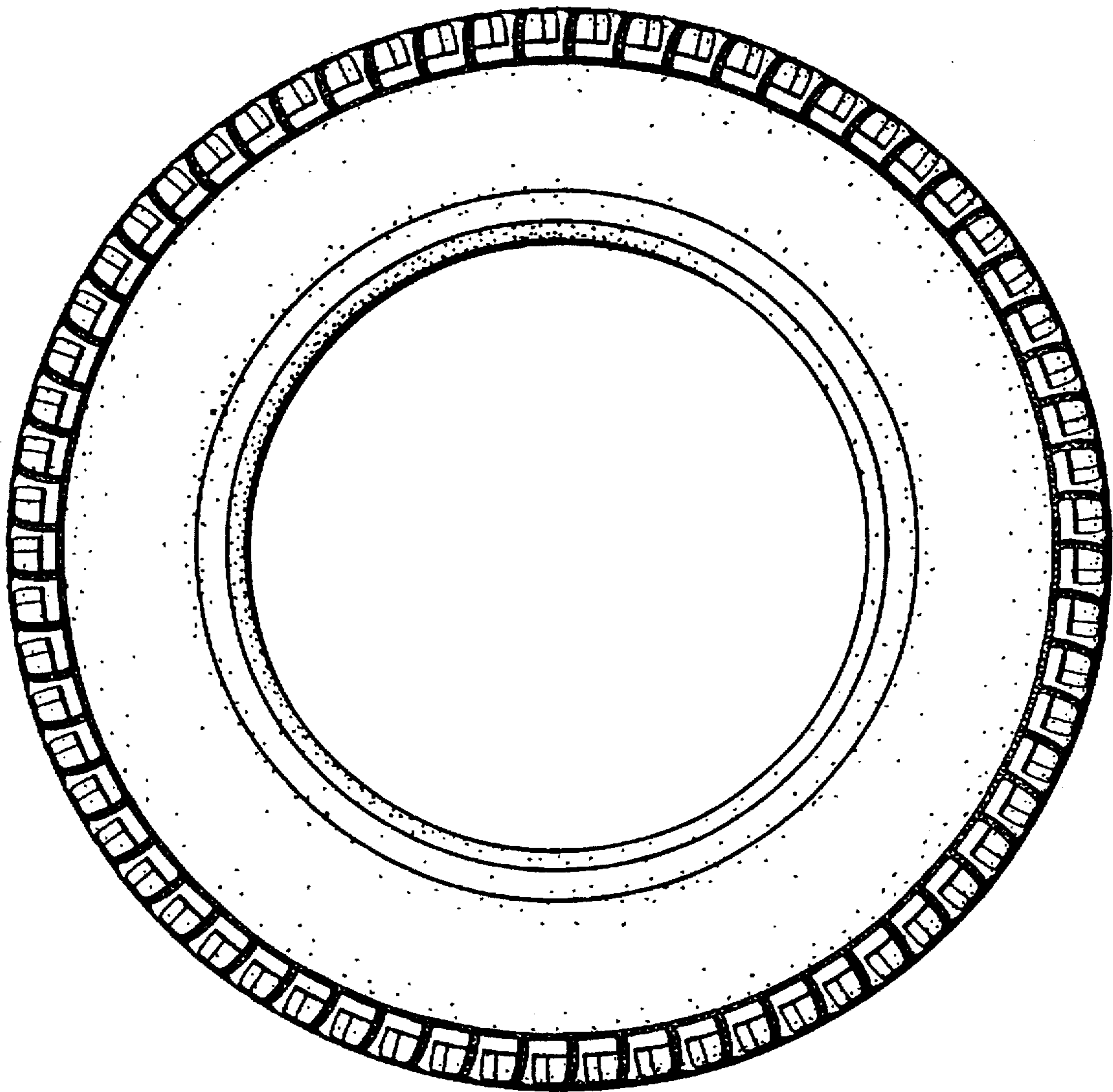


FIG. 4

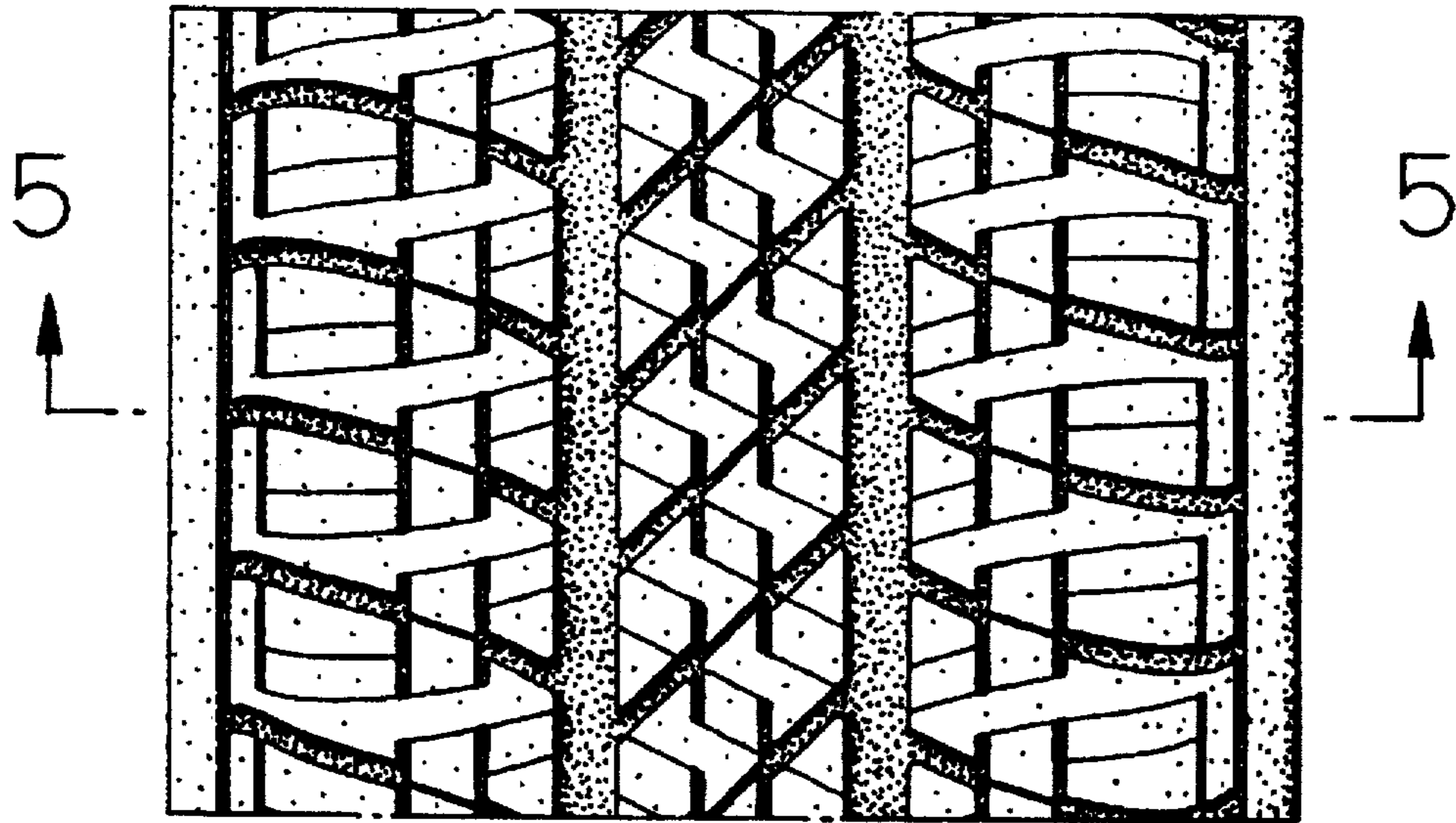


FIG. 5

