



US00D385498S

# United States Patent [19] Mak

[11] Patent Number: **Des. 385,498**

[45] Date of Patent: **\*\*Oct. 28, 1997**

[54] **CLOCK**

[75] Inventor: **Ronnie Chi Wah Mak, Kowloon, Hong Kong**

[73] Assignee: **Ever Perfect Industries Limited, Hong Kong, Hong Kong**

[\*\*] Term: **14 Years**

[21] Appl. No.: **53,194**

[22] Filed: **Apr. 17, 1996**

[51] LOC (6) Cl. .... **10-01**

[52] U.S. Cl. .... **D10/3**

[58] Field of Search ..... D10/1, 2, 3, 24, D10/25, 30, 37-39; 368/62, 223, 228, 232

[56] **References Cited**

**U.S. PATENT DOCUMENTS**

- D. 268,252 3/1983 Chambers ..... D10/2 X
- D. 278,036 3/1985 Maruyama ..... D10/30
- D. 312,411 11/1990 Aikawa ..... D10/38 X

- D. 321,660 11/1991 Aikawa ..... D10/2 X
- D. 335,460 5/1993 Tanaka ..... D10/30 X
- 2,790,300 4/1957 Lux ..... 368/228 X
- 4,979,155 12/1990 Tung ..... 368/223 X

*Primary Examiner*—James Gandy  
*Assistant Examiner*—Cathron B. Matta  
*Attorney, Agent, or Firm*—Beveridge, DeGrandi, Weilacher & Young, L.L.P.

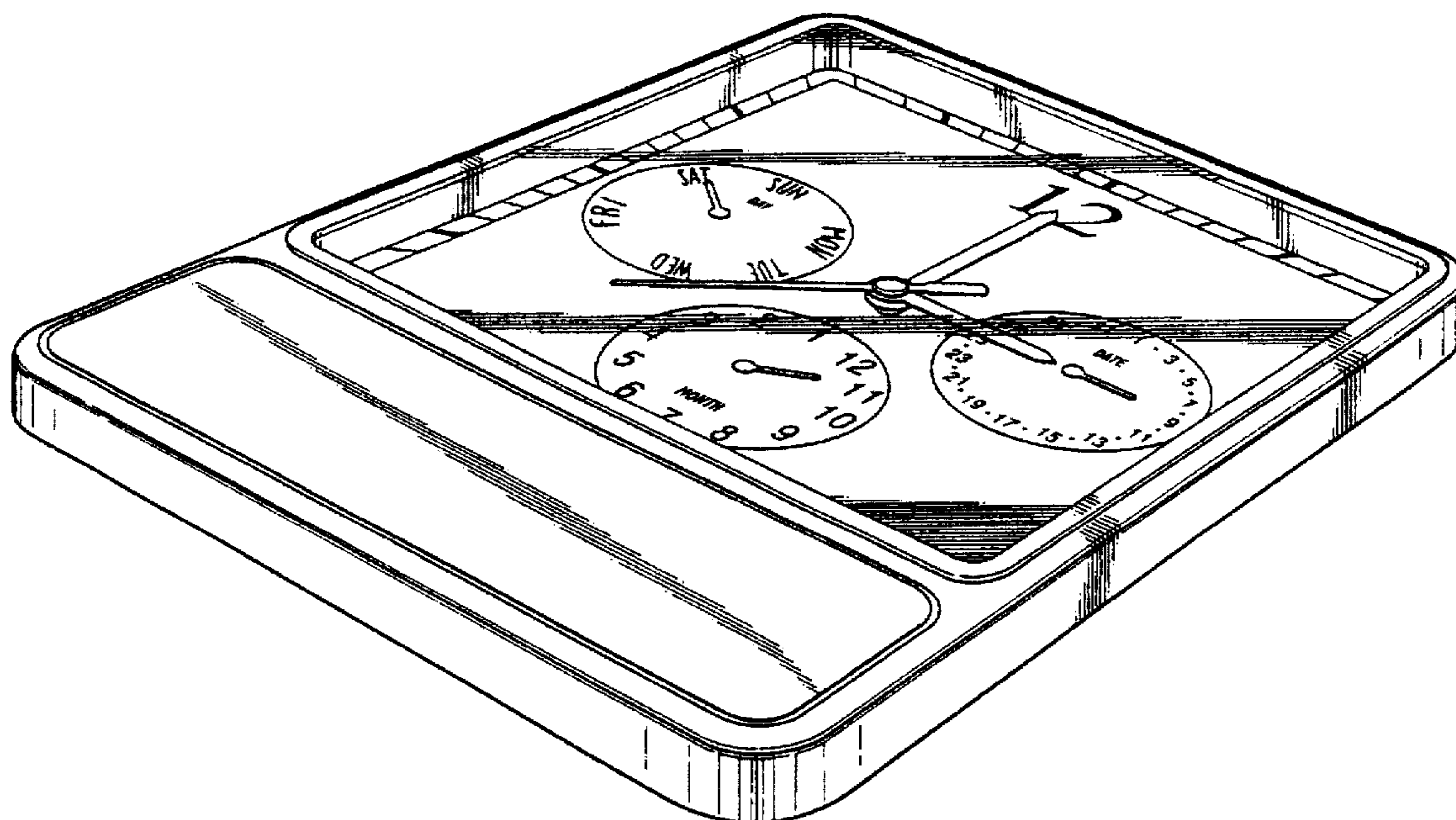
[57] **CLAIM**

The ornamental design for a clock, as shown and described.

**DESCRIPTION**

FIG. 1 is a perspective view of a clock showing my new design;  
FIG. 2 is a front elevational view thereof;  
FIG. 3 is a rear elevational view thereof;  
FIG. 4 is a right side elevational view thereof, the left side being a mirror image thereto;  
FIG. 5 is a top plan view thereof; and,  
FIG. 6 is a bottom plan view thereof.

**1 Claim, 4 Drawing Sheets**



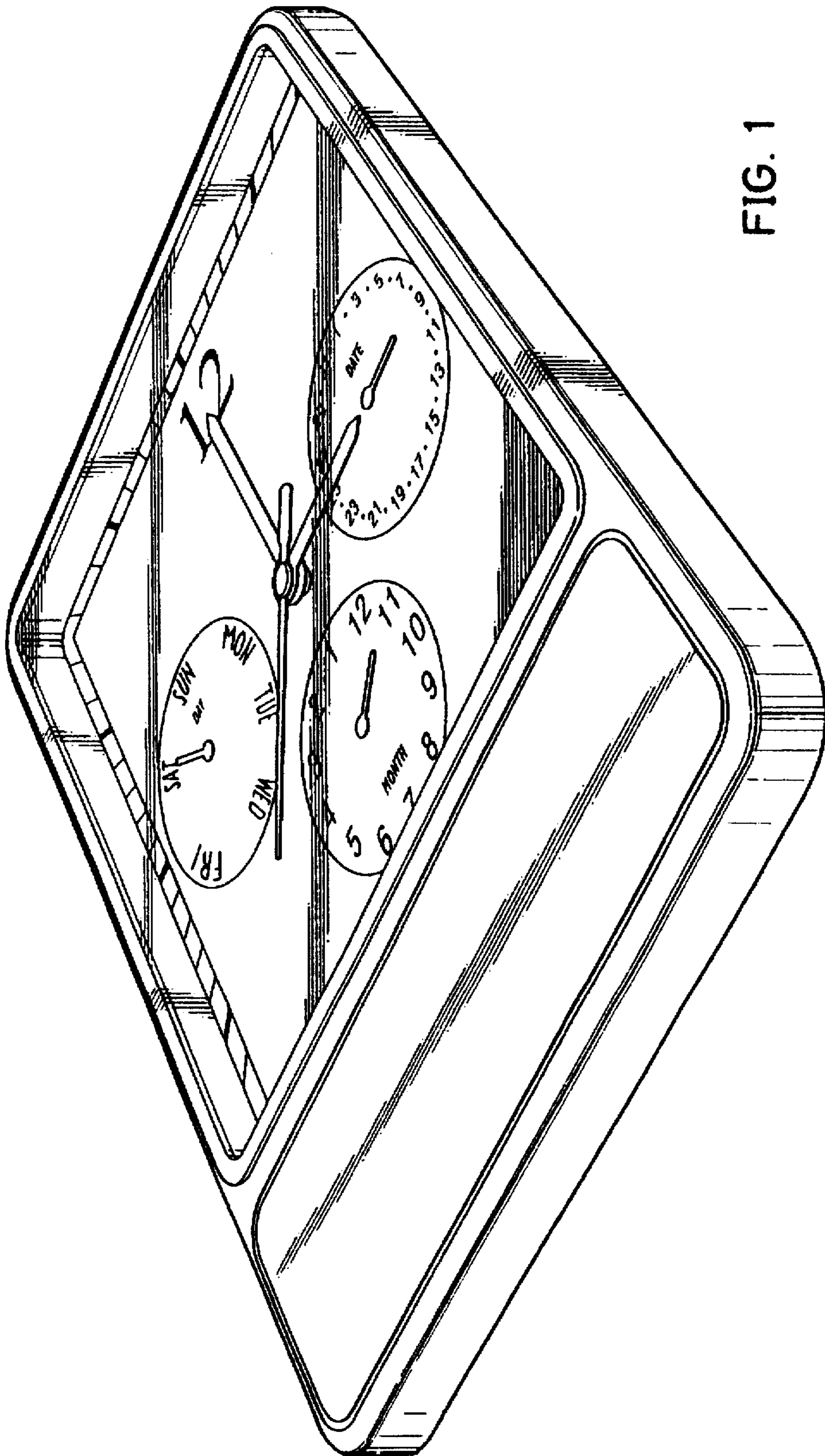


FIG. 1




FIG. 2



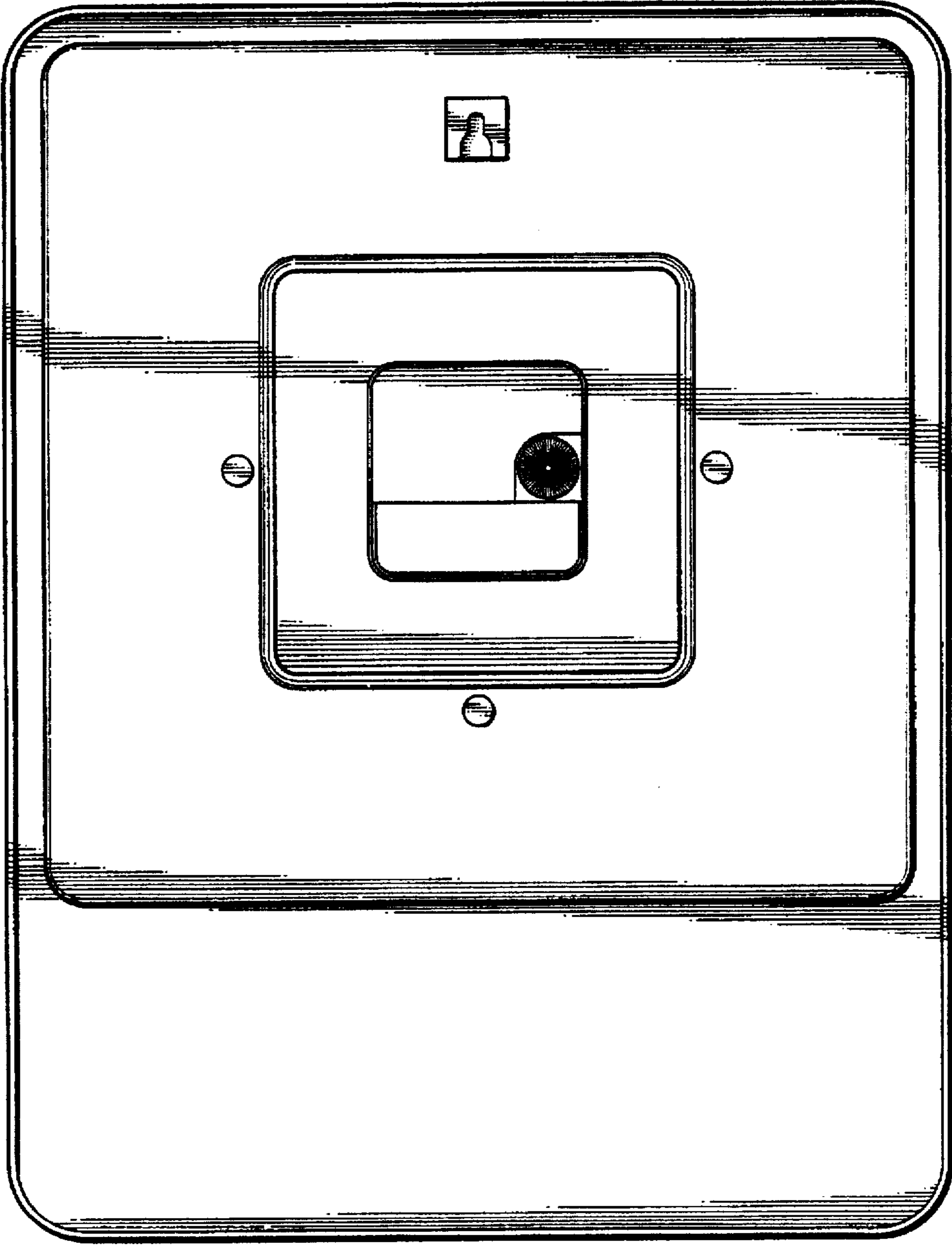


FIG. 3




FIG. 5



FIG. 6

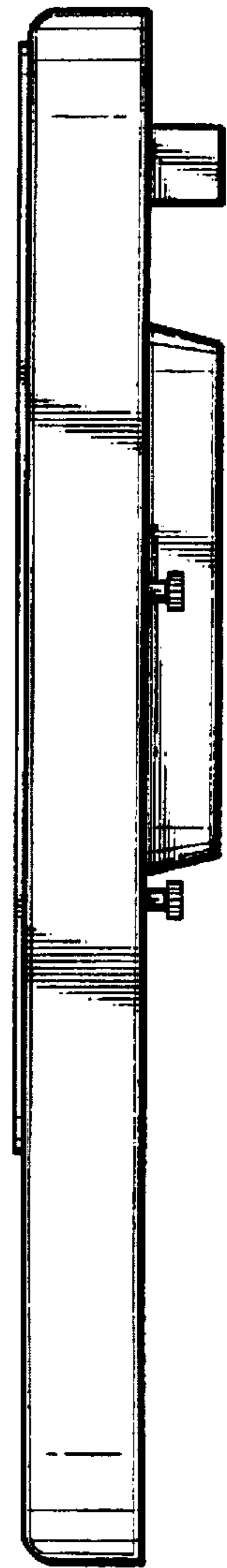


FIG. 4