



US00D385497S

# United States Patent [19]

Krishnakumar et al.

[11] Patent Number: Des. 385,497

[45] Date of Patent: \*\*\*Oct. 28, 1997

## [54] CONTAINER SIDEWALL WITH END GRIP

[75] Inventors: **Suppayan M. Krishnakumar**, Nashua;  
**Wayne N. Collette**, Merrimack, both of N.H.

[73] Assignee: **Continental PET Technologies, Inc.**,  
Florence, Ky.

[\*] Notice: The portion of the term of this patent  
subsequent to Aug. 19, 2011, has been  
disclaimed.

[\*\*] Term: **14 Years**

[21] Appl. No.: **32,527**

[22] Filed: **Dec. 20, 1994**

D. 281,577	12/1985	Larson et al. ....	D9/367
D. 282,349	1/1986	Larson et al. ....	D9/540
D. 292,880	11/1987	Jacobs et al. ....	D9/500
D. 293,888	1/1988	Rogler .....	D9/541
D. 305,980	2/1990	Binder et al. ....	D9/372
D. 306,969	4/1990	Alberghini et al. ....	D9/540
D. 318,798	8/1991	Biesecker .....	D9/378
D. 318,799	8/1991	York .....	D9/390
D. 323,983	2/1992	Bastidos .....	D9/378
D. 329,817	9/1992	Best .....	D9/556
D. 344,457	2/1994	Prevot et al. ....	D9/537
D. 353,542	12/1994	Beaver .....	D9/541
D. 354,685	1/1995	Krishnakumar et al. ....	D9/543
4,890,752	1/1990	Ota et al. ....	215/1 C
4,993,565	2/1991	Ota et al. ....	215/1 C
5,101,990	4/1992	Krishnakumar et al. .	
5,141,121	8/1992	Brown et al. ....	215/384 X
5,158,817	10/1992	Krishnakumar et al. .	
5,178,289	1/1993	Krishnakumar et al. .	
5,199,587	4/1993	Ota et al. ....	215/1 C

### Related U.S. Application Data

[63] Continuation-in-part of Ser. No. 7,382, Apr. 21, 1993, Pat.  
No. Des. 354,685, and Ser. No. 7,385, Apr. 21, 1993.

[51] LOC (6) Cl. .... **09-01**

[52] U.S. Cl. .... **D9/543; D9/569**

[58] Field of Search ..... D9/537-543, 556,  
D9/557, 569, 570, 520, 551, 564, 500,  
502, 503; 215/382, 383, 384, 398, 400

### [56] References Cited

#### U.S. PATENT DOCUMENTS

D. 187,399	3/1960	Campbell .....	D9/500
D. 192,536	4/1962	Laudano .....	D58/5
D. 193,216	7/1962	Laudano .....	D58/5
D. 193,312	7/1962	Buckley .....	D58/25
D. 196,990	11/1963	Dubbs .....	D58/25
D. 198,404	6/1964	Busch .....	D58/5
D. 202,002	8/1965	Douglas .....	D58/7
D. 213,421	3/1969	Leary .....	D9/101
D. 214,550	7/1969	Plummer .....	D9/44
D. 233,828	12/1974	Leary .....	D9/541
D. 272,321	1/1984	Kretz .....	D9/1
D. 272,889	3/1984	Walton .....	D9/560 X
D. 275,556	9/1984	Thomson .....	D9/389
D. 278,977	5/1985	Franchi et al. ....	D9/383
D. 278,978	5/1985	Franchi et al. ....	D6/539
D. 279,167	6/1985	Haney et al. ....	D9/378

Primary Examiner—Lucy Lieberman

Attorney, Agent, or Firm—Wolf, Greenfield & Sacks, P.C.

### [57] CLAIM

The ornamental design for a container sidewall with end grip, as shown and described.

### DESCRIPTION

FIG. 1 is a front elevational view of a container sidewall with end grip showing our new design, the rear elevational view is a mirror image thereto except for the threading on the neck which has the same appearance in the rear view as the front view;

FIG. 2 is a side elevational view showing the side with the end grip;

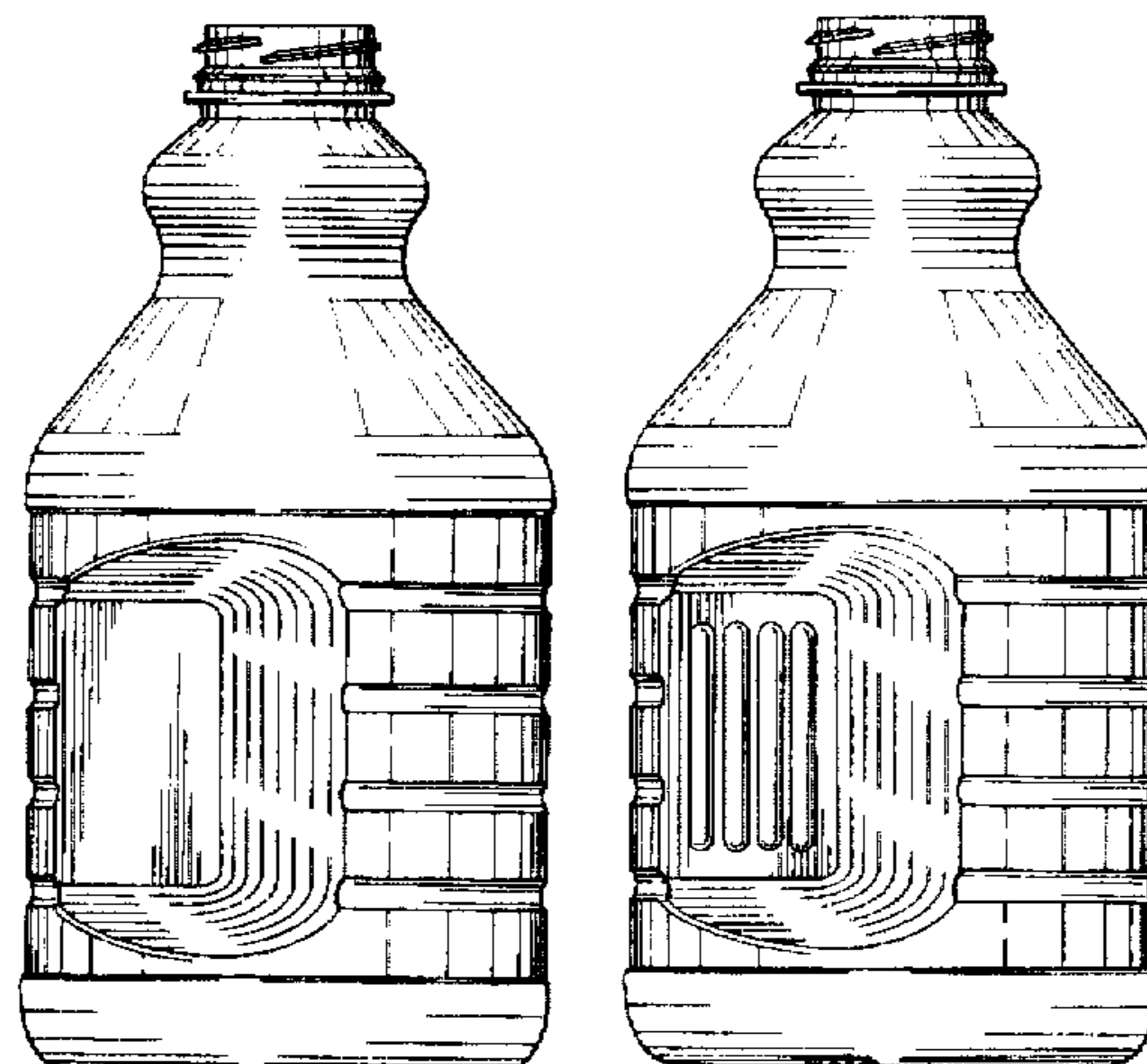
FIG. 3 is the opposing side elevational view, without the end grip;

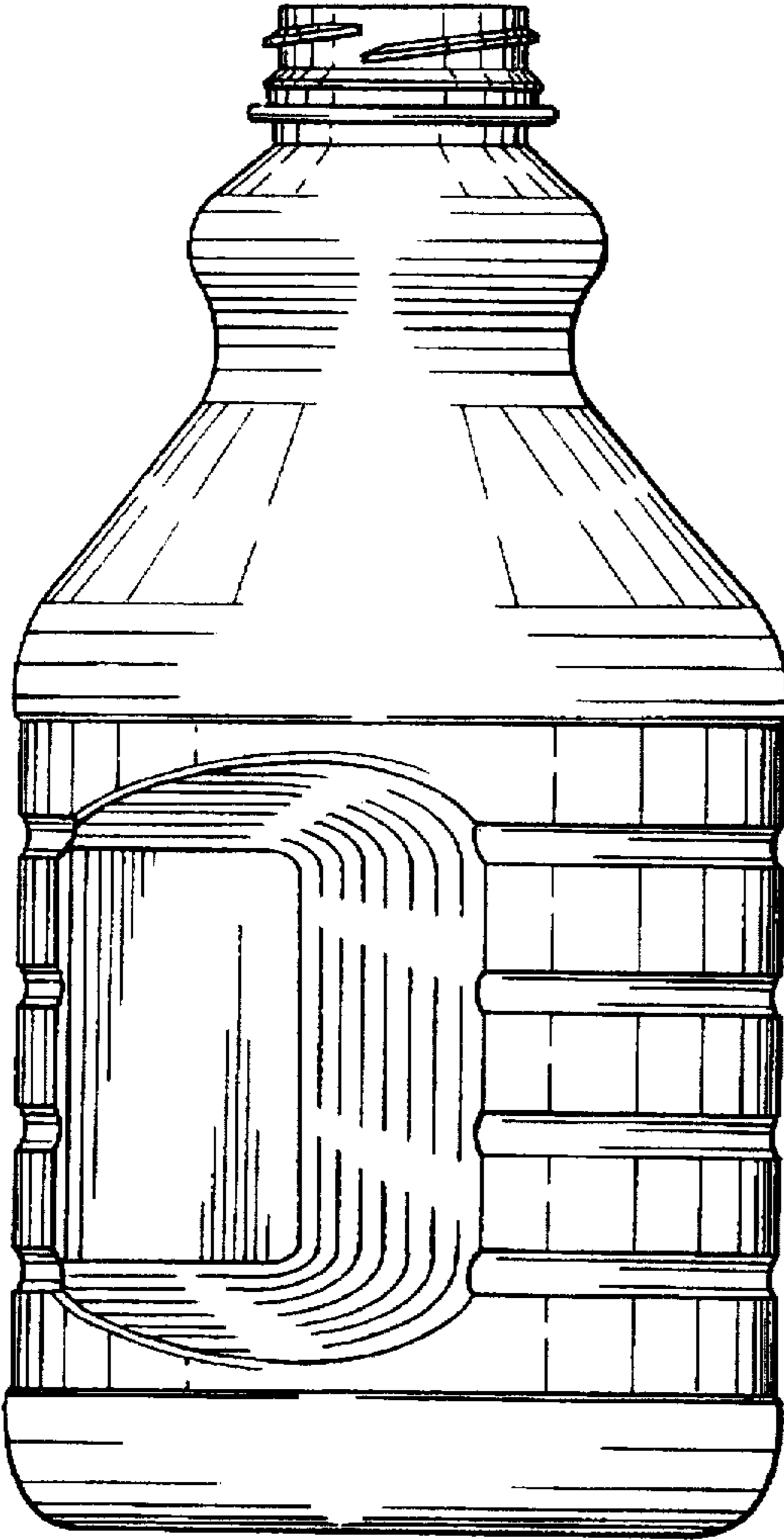
FIG. 4 is a top plan view;

FIG. 5 is a front elevational view of an alternate embodiment of the container, sidewall with end grip, the rear elevational view is a mirror image thereto except for the threading on the neck which has the same appearance in the rear view as the front view; and,

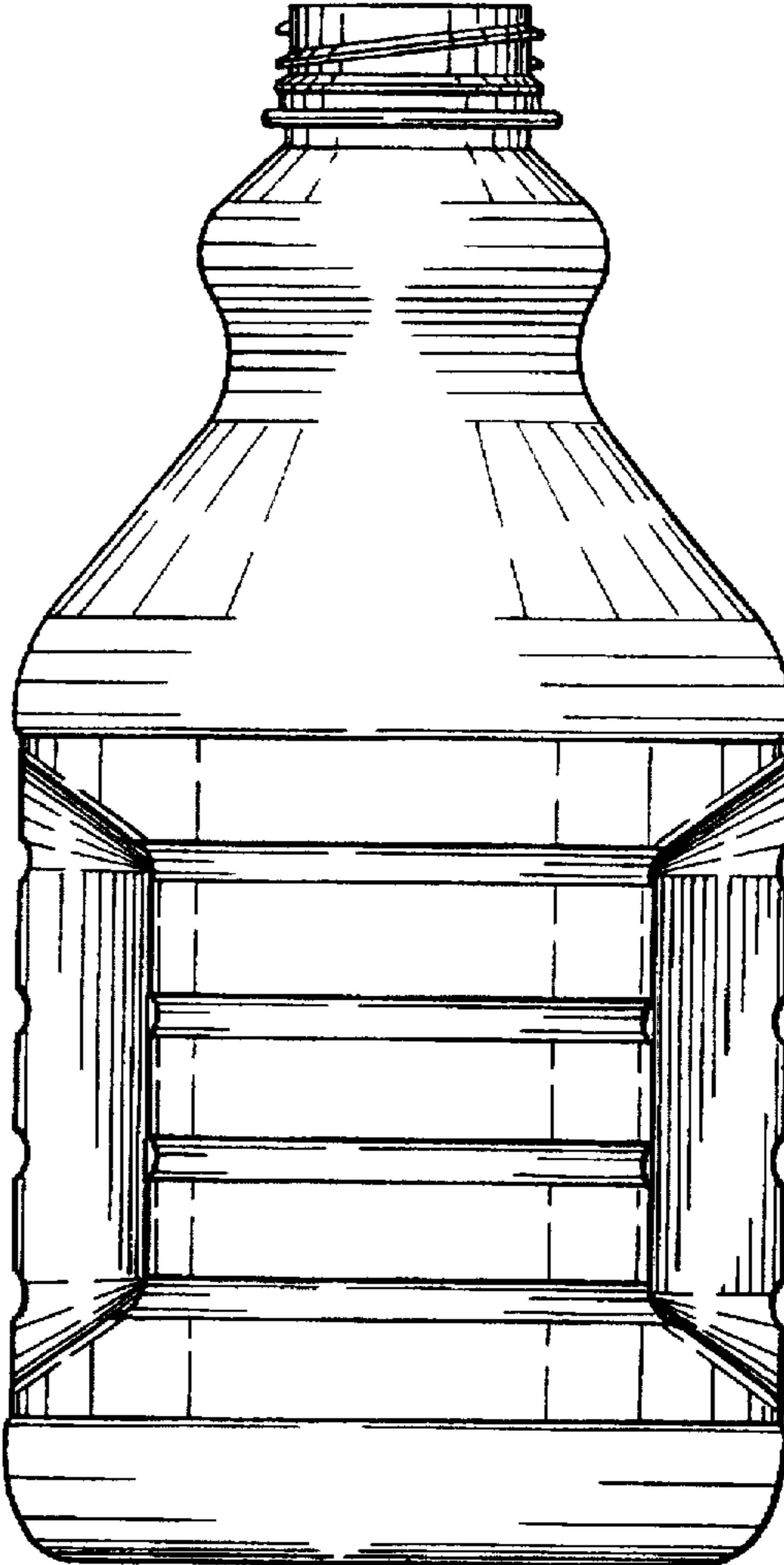
FIG. 6 is a side elevational view of the alternative embodiment, showing the side with the end grip and ribs.

1 Claim, 3 Drawing Sheets

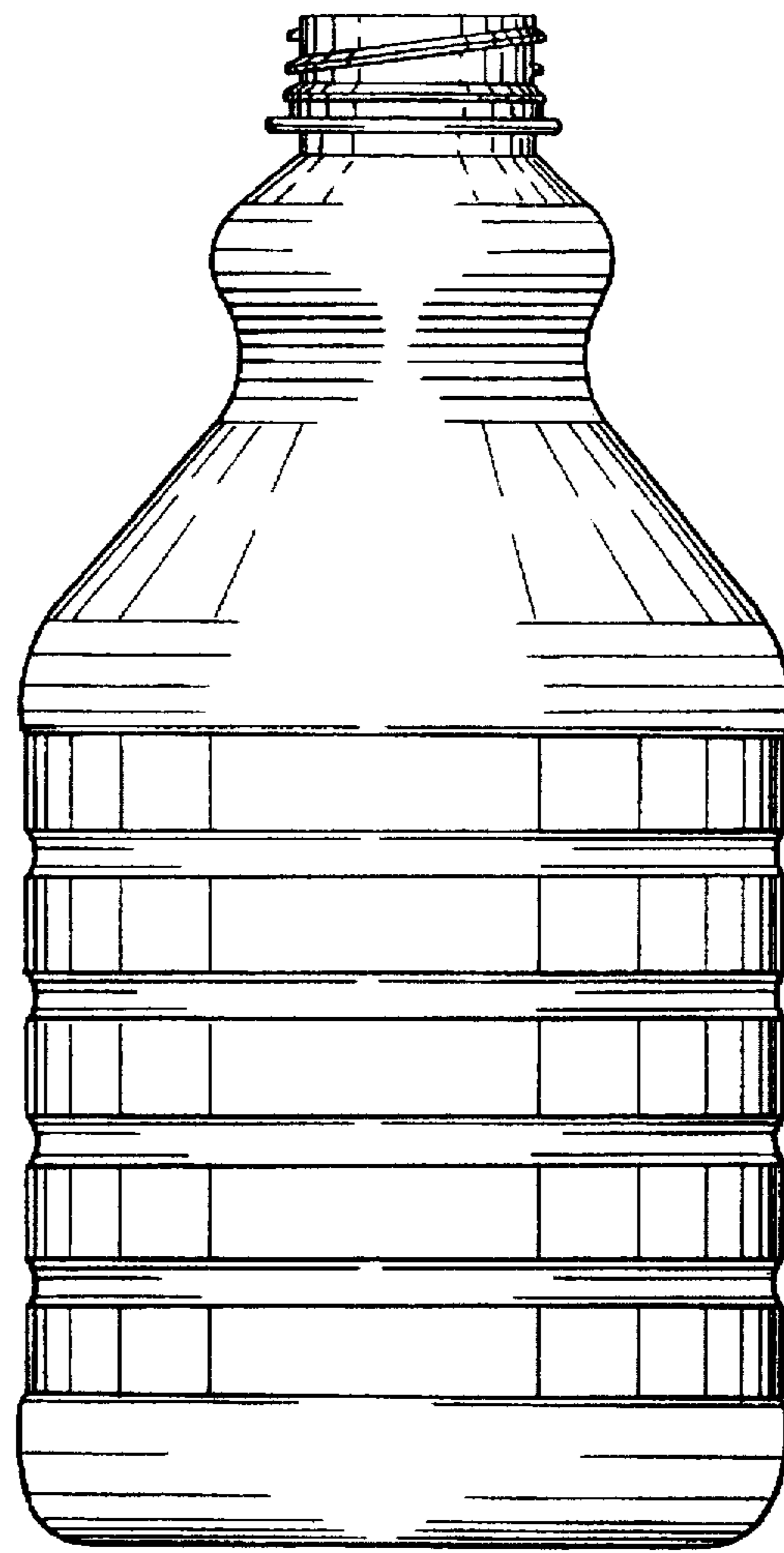




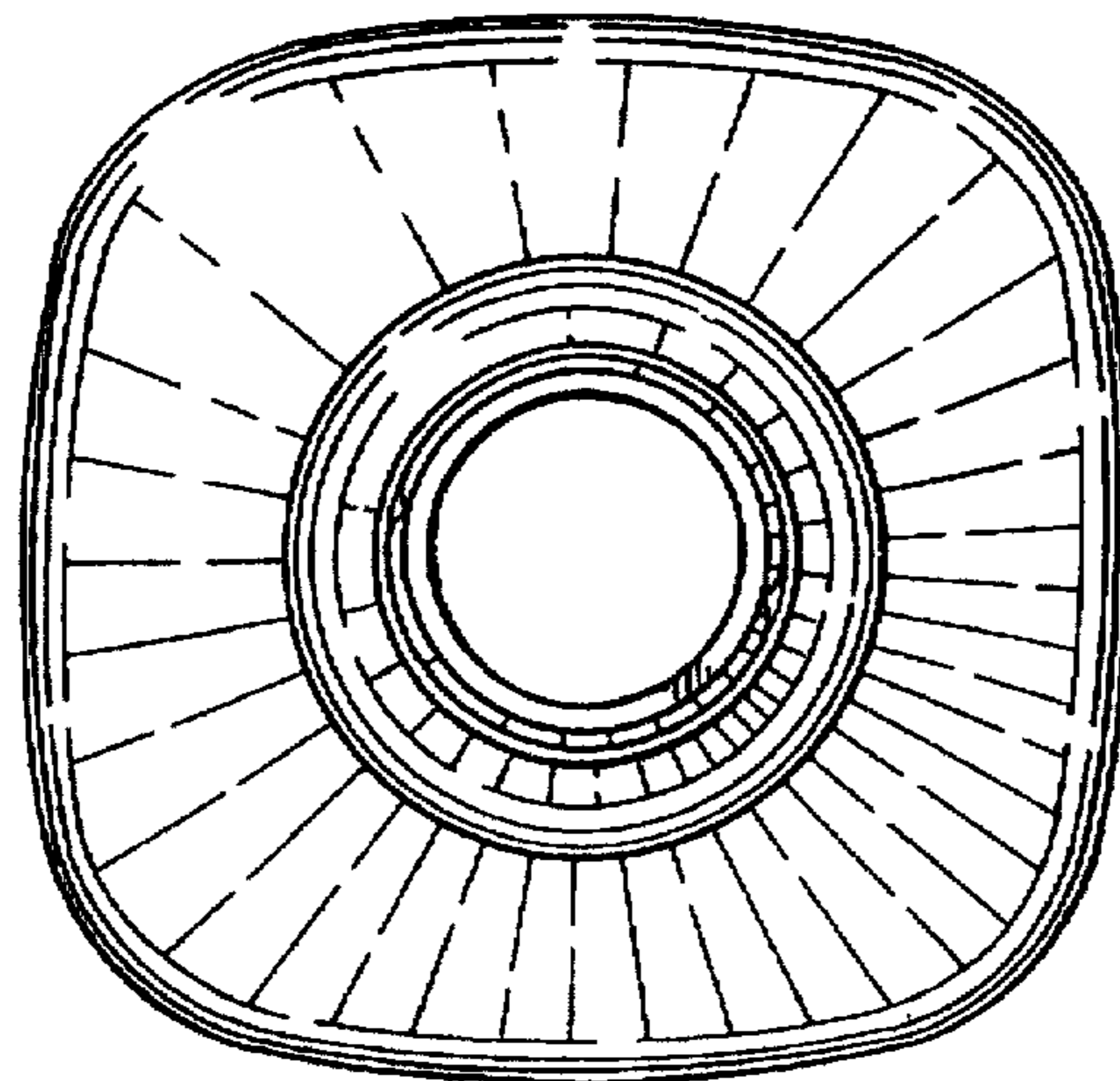
*Fig. 1*



*Fig. 2*

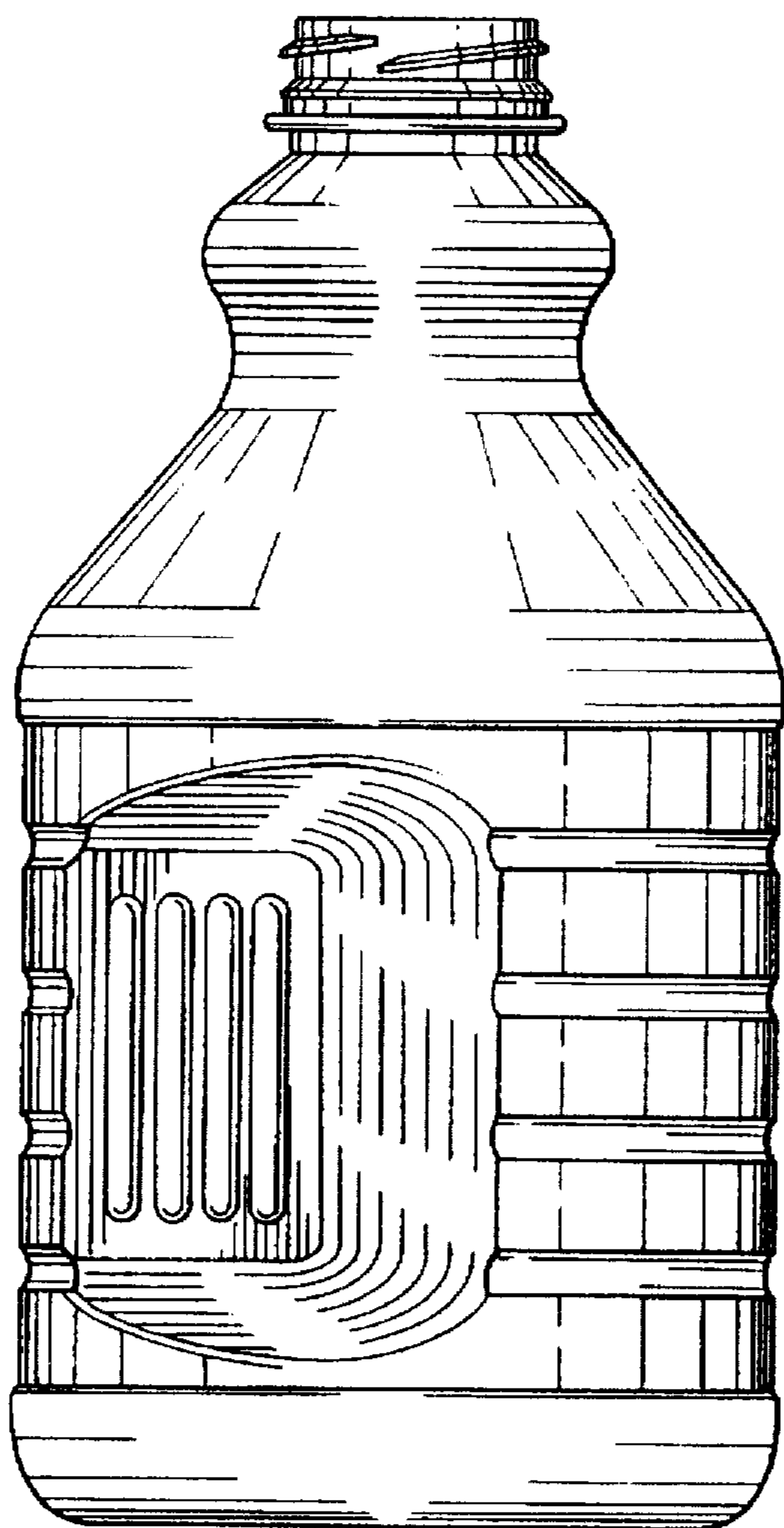


*Fig. 3*

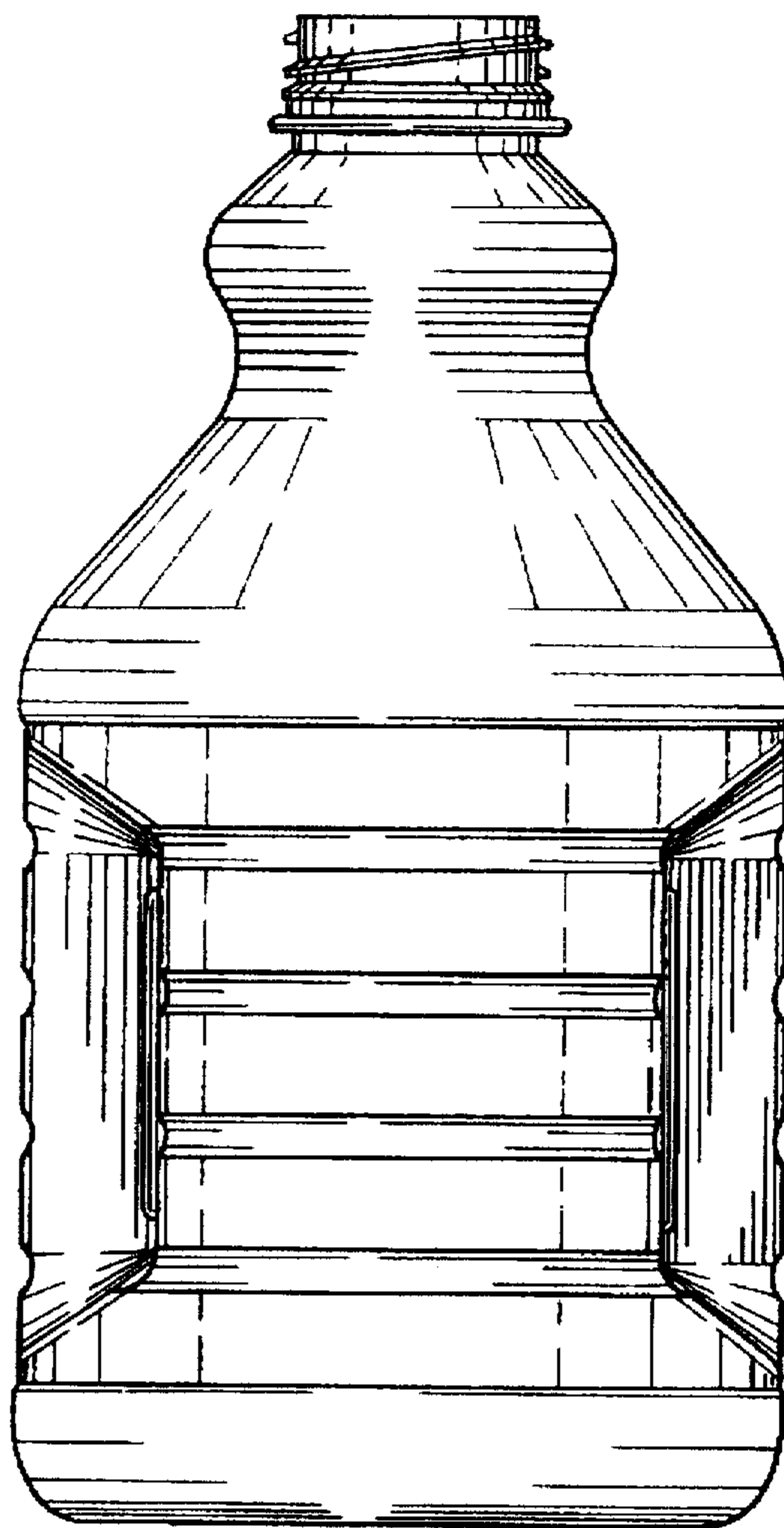


*Fig. 4*





*Fig. 5*



*Fig. 6*