



US00D385488S

United States Patent [19]

[11] Patent Number: **Des. 385,488**

Smith et al.

[45] Date of Patent: ****Oct. 28, 1997**

[54] **DEBIT CARD PACKAGE ASSEMBLY**

5,040,671	8/1991	Hager	206/39
5,212,369	5/1993	Kadisch et al.	235/380
5,506,395	4/1996	Eppley	206/39 X
5,511,114	4/1996	Stimson et al.	235/379

[75] Inventors: **M. Brooks Smith, Atlanta; David M. Wilkie, Marietta, both of Ga.**

[73] Assignee: **InComm, Atlanta, Ga.**

Primary Examiner—Prabhakar G. Deshmukh
Attorney, Agent, or Firm—Thomas, Kayden, Horstemeyer & Risley

[**] Term: **14 Years**

[57] CLAIM

[21] Appl. No.: **50,665**

The ornamental design for a debit card package assembly, as shown and described.

[22] Filed: **Feb. 21, 1996**

DESCRIPTION

Related U.S. Application Data

[62] Division of Ser. No. 590,999, Jan. 24, 1996.

[51] LOC (6) Cl. **09-07**

[52] U.S. Cl. **D9/415**

[58] Field of Search D9/415, 418, 414,
D9/432; 206/495, 37, 39.7, 39, 449, 454;
235/380, 375, 379, 98 R, 98 A; D3/247;
150/131, 147

FIG. 1 is a perspective view of the debit card package assembly;

FIG. 2 is a right side elevational view of the package assembly shown in FIG. 1, the left side elevational view being a mirror image thereof;

FIG. 3 is an front end elevational view of the package assembly shown in FIG. 1, the rear end elevational view being a mirror image thereof;

FIG. 4 is a top plan view of the package assembly shown in FIG. 1; and,

FIG. 5 is a bottom plan view of the package assembly shown in FIG. 1.

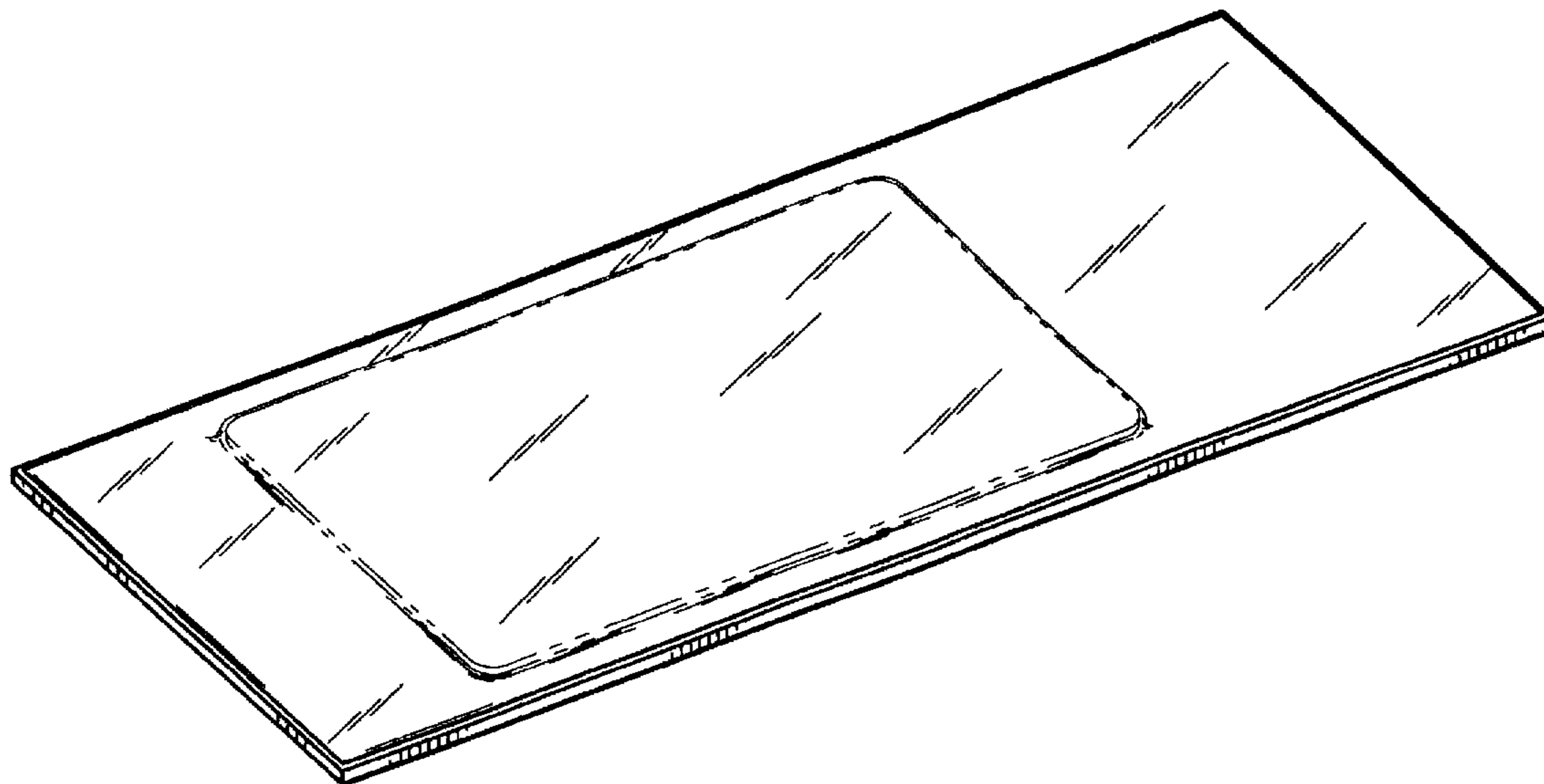
The broken line showing of a card is for illustrative purpose only and forms no part of the claim.

[56] References Cited

U.S. PATENT DOCUMENTS

D. 224,569	8/1972	Regan	D19/10
D. 239,436	4/1976	Dickerson	D9/415
D. 290,136	6/1987	Ball et al.	D19/9
D. 351,998	11/1994	Schultz	D9/415

1 Claim, 2 Drawing Sheets



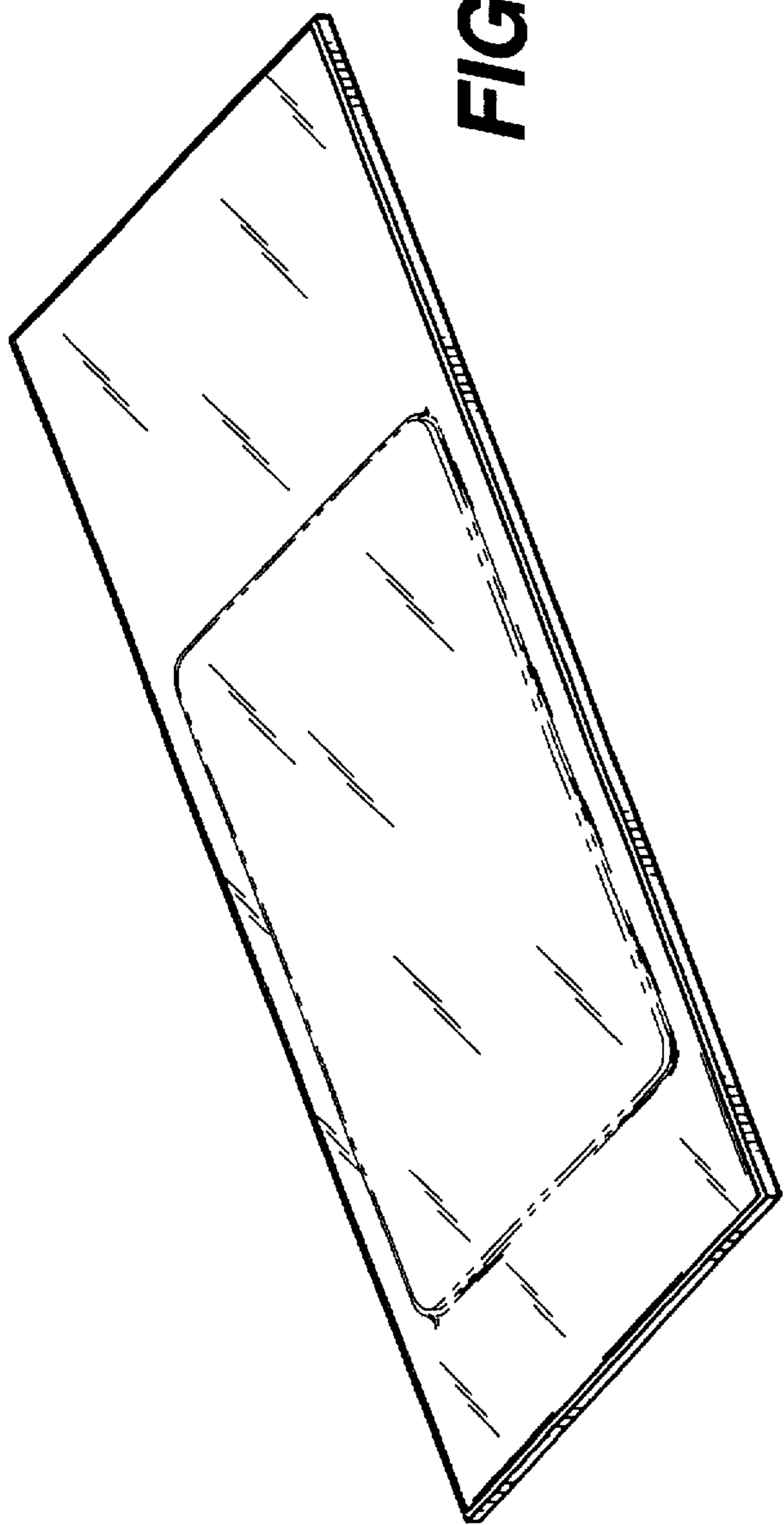


FIG. 1



FIG. 2



FIG. 3

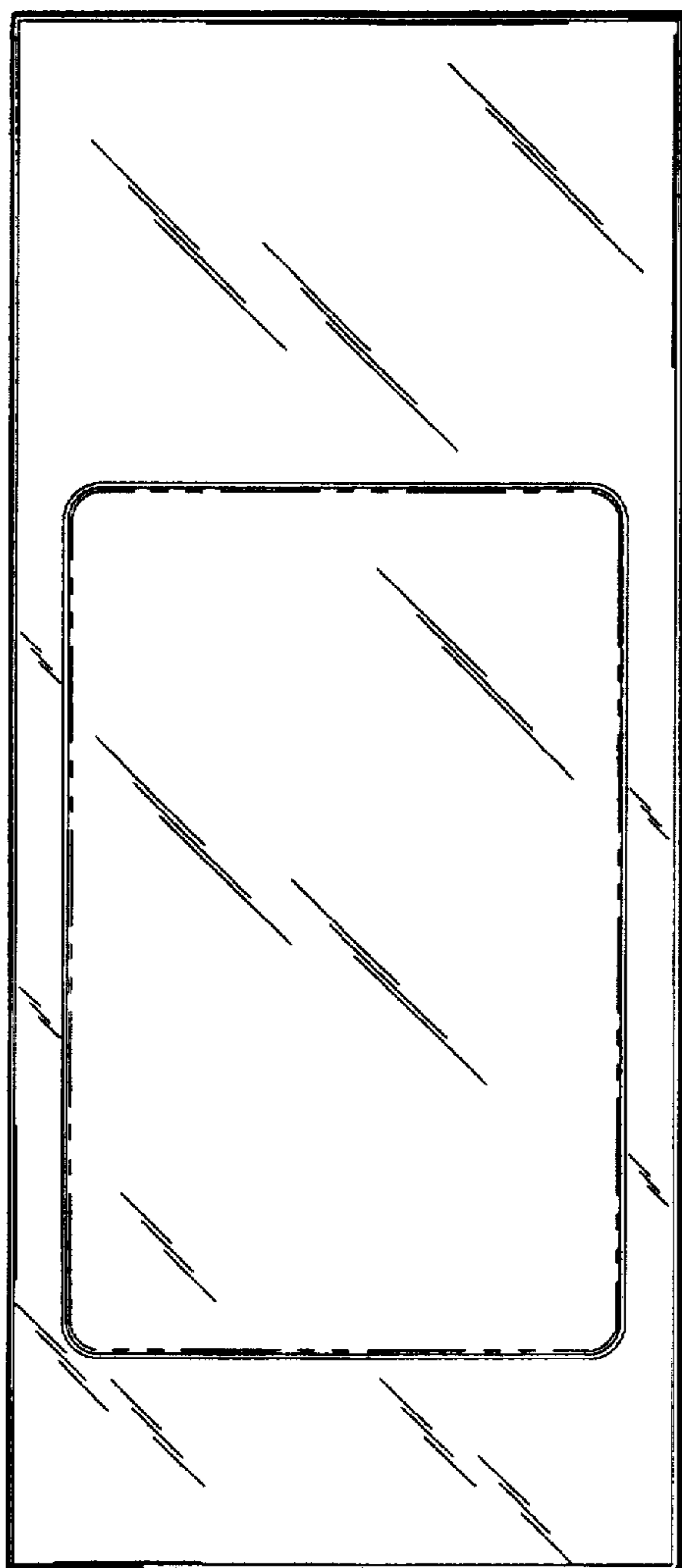


FIG. 4




FIG. 5