

US00D385487S

**United States Patent** [19]  
**Gonthier**

[11] **Patent Number: Des. 385,487**

[45] **Date of Patent: \*\*Oct. 28, 1997**

[54] **BAG**

4,790,670 12/1988 Barbaro ..... 383/10 X  
5,558,438 9/1996 Warr ..... 383/10

[76] **Inventor: Lucien Gonthier, 40 rue Jean Jaurès,  
92170 Vanves, France**

*Primary Examiner—Martie Thompson  
Attorney, Agent, or Firm—Abelman, Frayne & Schwab*

[\*\*] **Term: 14 Years**

[57] **CLAIM**

[21] **Appl. No.: 49,379**

The ornamental design for a bag, as shown and described.

[22] **Filed: Jan. 24, 1996**

**DESCRIPTION**

[30] **Foreign Application Priority Data**

Jul. 26, 1995 [XH] Hague Agreement ..... DM033642

[51] **LOC (6) Cl. .... 09-05**

[52] **U.S. Cl. .... D9/305**

[58] **Field of Search .... D9/305, 306; 383/10,  
383/6, 7, 24, 38, 37, 121**

FIG. 1 is a rear perspective view of a bag showing my new design;

FIG. 2 is a top plan view thereof;

FIG. 3 is a left side elevation view thereof;

FIG. 4 is a front elevational view thereof;

FIG. 5 is a bottom plan view thereof;

FIG. 6 is an enlarged fragmented sectional view taken along line 6—6 of FIG. 1;

FIG. 7 is an enlarged fragmented sectional view taken along line 7—7 of FIG. 1; and,

FIG. 8 is an enlarged fragmented sectional view taken along line 8—8 of FIG. 1.

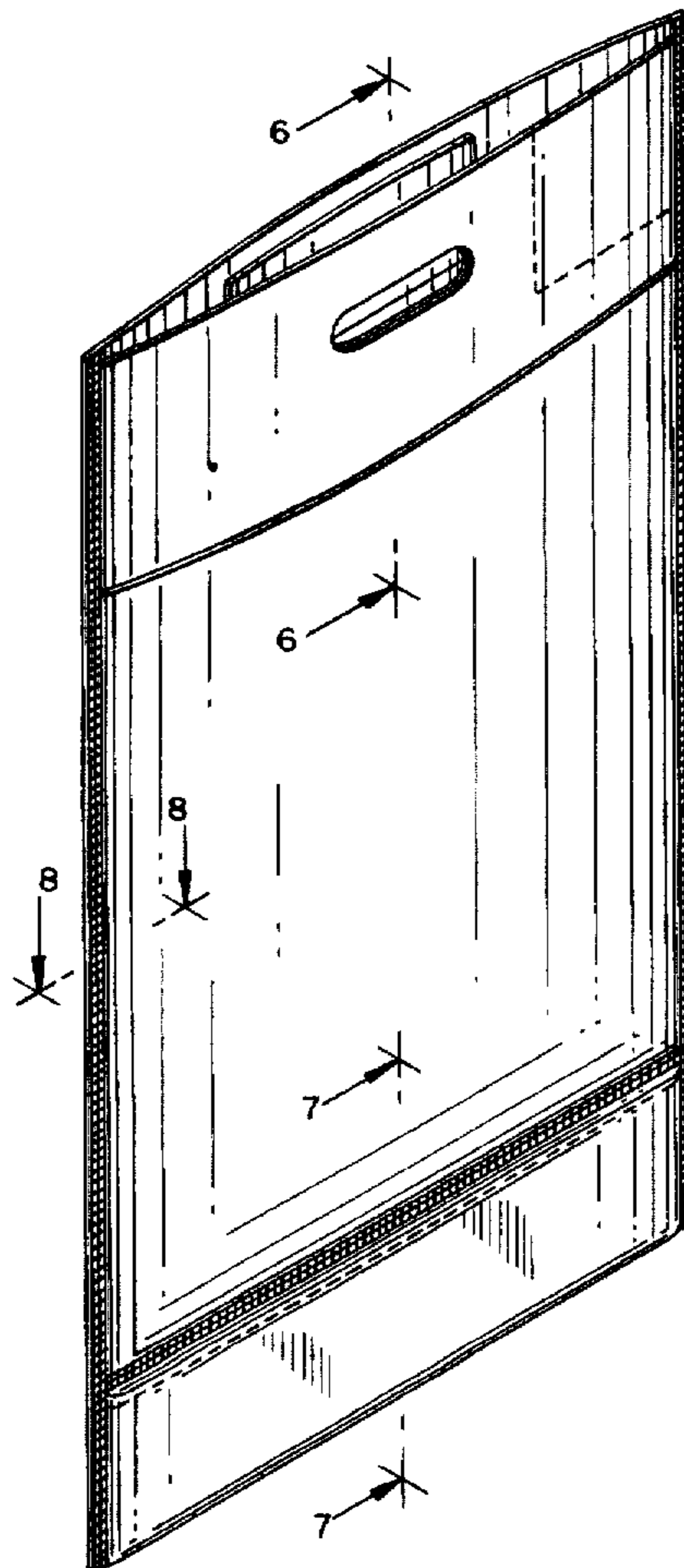
The broken lines in the upper right corner of FIG. 1, the upper left corner of FIG. 4 and the broken lines across the bottom of FIGS. 1 and 4 represent lines of perforations.

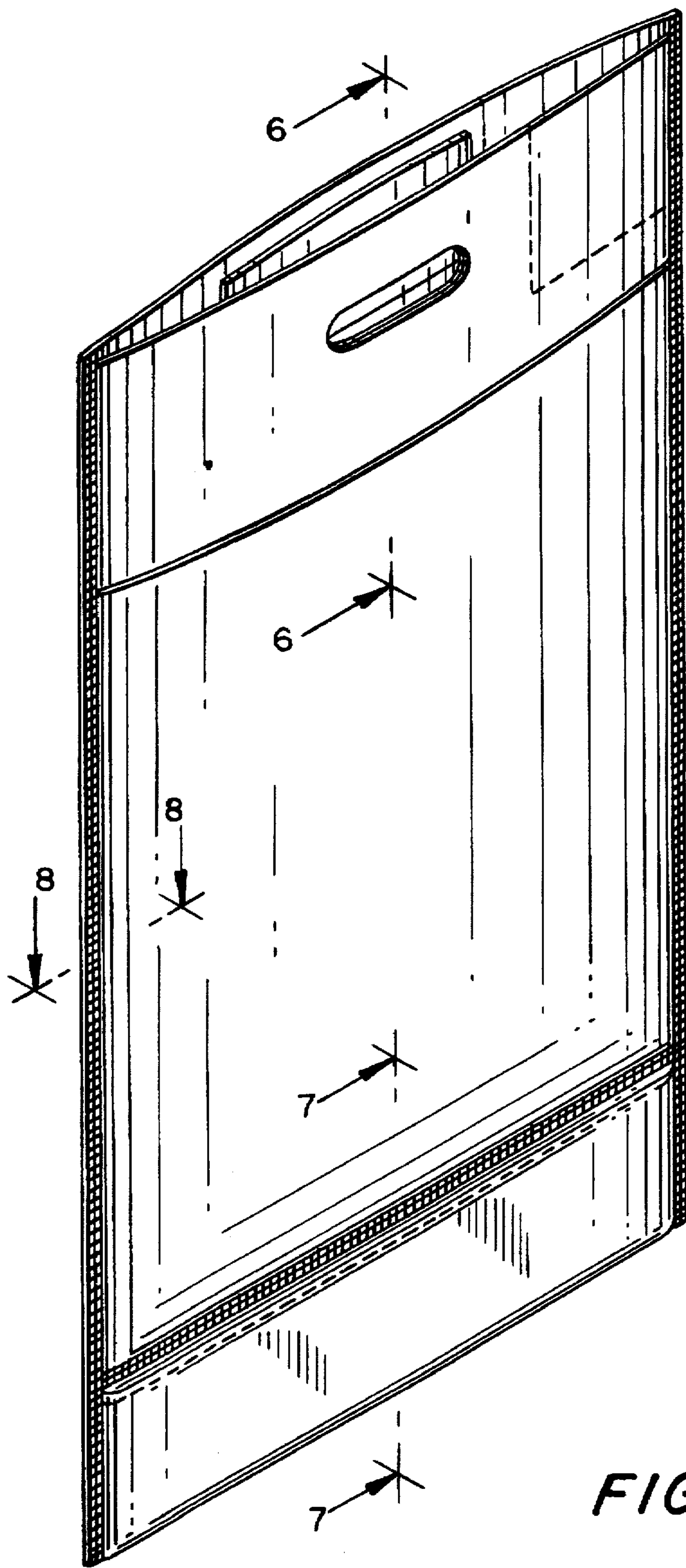
[56] **References Cited**

**U.S. PATENT DOCUMENTS**

D. 258,204	2/1981	Rudenschold	.....	D9/305
D. 297,306	8/1988	King	.....	D9/305
3,462,069	8/1969	Suominen	.....	383/10
3,506,185	4/1970	Christensen	.....	383/10
3,720,141	3/1973	Stock	.....	383/10 X
3,891,775	6/1975	Murray et al.	.....	383/10 X
3,938,658	2/1976	Rohde	.....	383/210 X

**1 Claim, 4 Drawing Sheets**






*FIG. 1*




*FIG. 2*



*FIG. 3*



*FIG. 4*



*FIG. 5*




FIG. 6




FIG. 7




FIG. 8