



US00D385468S

United States Patent [19]
Wallach

[11] **Patent Number: Des. 385,468**
[45] **Date of Patent: **Oct. 28, 1997**

- [54] **DRILL BIT**
- [75] **Inventor: Mark Wallach, Thornhill, Canada**
- [73] **Assignee: Canadian Flexi Drills, Markham, Canada**
- [**] **Term: 14 Years**
- [21] **Appl. No.: 56,650**
- [22] **Filed: Jul. 5, 1996**
- [51] **LOC (6) Cl. 08-01**
- [52] **U.S. Cl. D8/70; D15/139**
- [58] **Field of Search D8/70; D15/139;**
81/177.85; 279/143, 144, 145, 900; 408/153,
239 A

- [56] **References Cited**
- U.S. PATENT DOCUMENTS**
- 4,992,009 2/1991 Wallach 408/67
- 5,052,411 10/1991 Schoolman 408/67 X

Primary Examiner—Antoine Duval Davis
Attorney, Agent, or Firm—Swabey Ogilvy Renault

[57] **CLAIM**


The ornamental design for a drill bit, as shown and described.

DESCRIPTION

FIG. 1 is a elevation view of a drill bit showing my new design;
 FIG. 2 is a side elevation view thereof;
 FIG. 3 is a front end view thereof;
 FIG. 4 is a rear end view thereof;
 FIG. 5 is a rear end view showing a modification;
 FIG. 6 is a further side elevation view showing a modification; and,
 FIG. 7 is a further side elevation view showing a still further modification.

With the exception of the modifications shown in FIG. drawings 5-7, all remaining views of the three embodiments are the same as those shown in FIG. drawings 1-4.

1 Claim, 1 Drawing Sheet






Fig. 1




Fig. 2

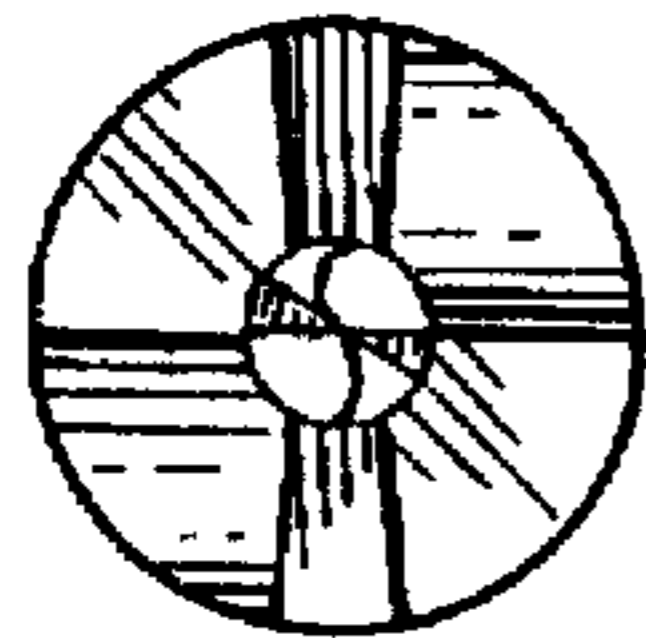


Fig. 3



Fig. 4

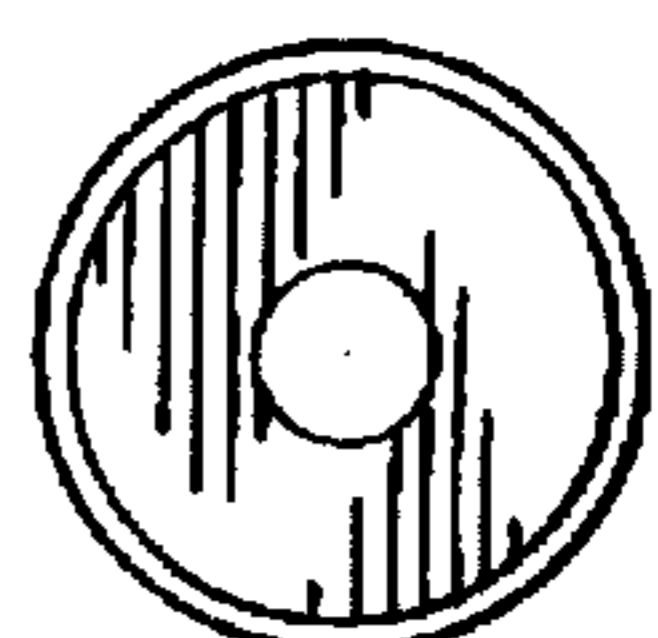


Fig. 5




Fig. 6




Fig. 7