



US00D385466S

**United States Patent** [19]  
**Bellomo**

[11] **Patent Number: Des. 385,466**

[45] **Date of Patent: \*\*Oct. 28, 1997**

[54] **PAINT STIRRING PALLET**

4,197,017 4/1980 Whelan ..... 366/343  
4,924,444 5/1990 Catellanos ..... 366/129 X

[75] **Inventor: Francesco Bellomo, 102,  
Sainte-Elizabeth St., Longueuil, Quebec,  
Canada, J4H 1J4**

*Primary Examiner*—Caron D. Veynar  
*Attorney, Agent, or Firm*—Swabey Ogilvy Renault; Guy J. Houle

[73] **Assignee: Francesco Bellomo, Longueuil, Canada**

[\*\*] **Term: 14 Years**

[57] **CLAIM**

The ornamental design for the paint stirring pallet, as shown and described.

[21] **Appl. No.: 52,123**

[22] **Filed: Mar. 25, 1996**

**DESCRIPTION**

[51] **LOC (6) Cl. .... 08-05**

FIG. 1 is a perspective view of a paint stirring pallet showing my new design;

[52] **U.S. Cl. .... D8/16; D7/300.2; D12/215;  
366/343**

FIG. 2 is a front elevation view thereof, the rear elevation view being a mirror image thereof;

[58] **Field of Search .... D8/16, 14, 499;  
D7/300.2; 7/105, 170; 366/129, 343, 605;  
D12/215**

FIG. 3 is a side elevation view thereof, the opposite side view being a mirror image thereof;

FIG. 4 is a bottom end view thereof; and,

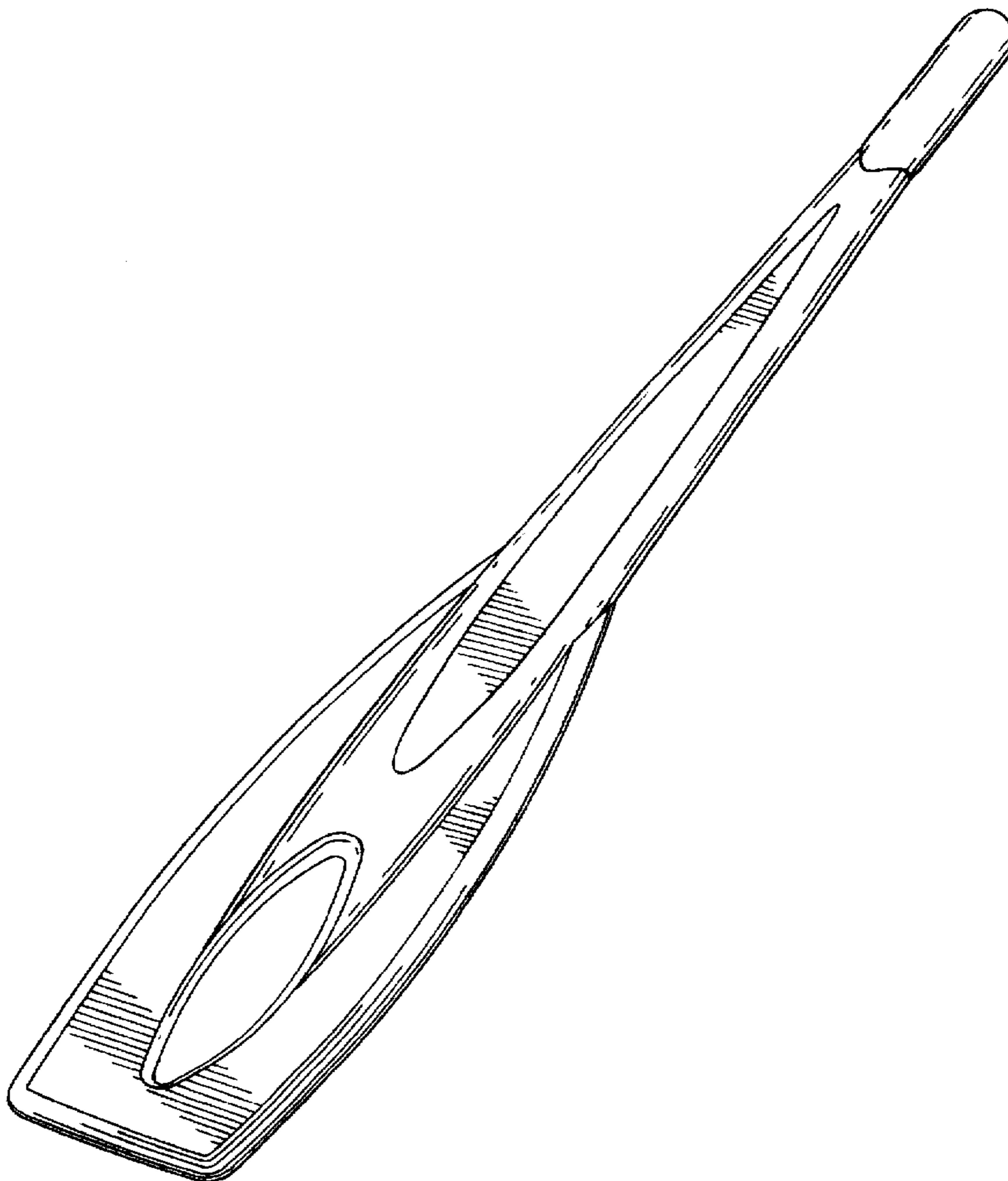
FIG. 5 is a top end view thereof.

[56] **References Cited**

**U.S. PATENT DOCUMENTS**

D. 204,074 3/1966 Sterbe ..... D7/300.2

**1 Claim, 2 Drawing Sheets**



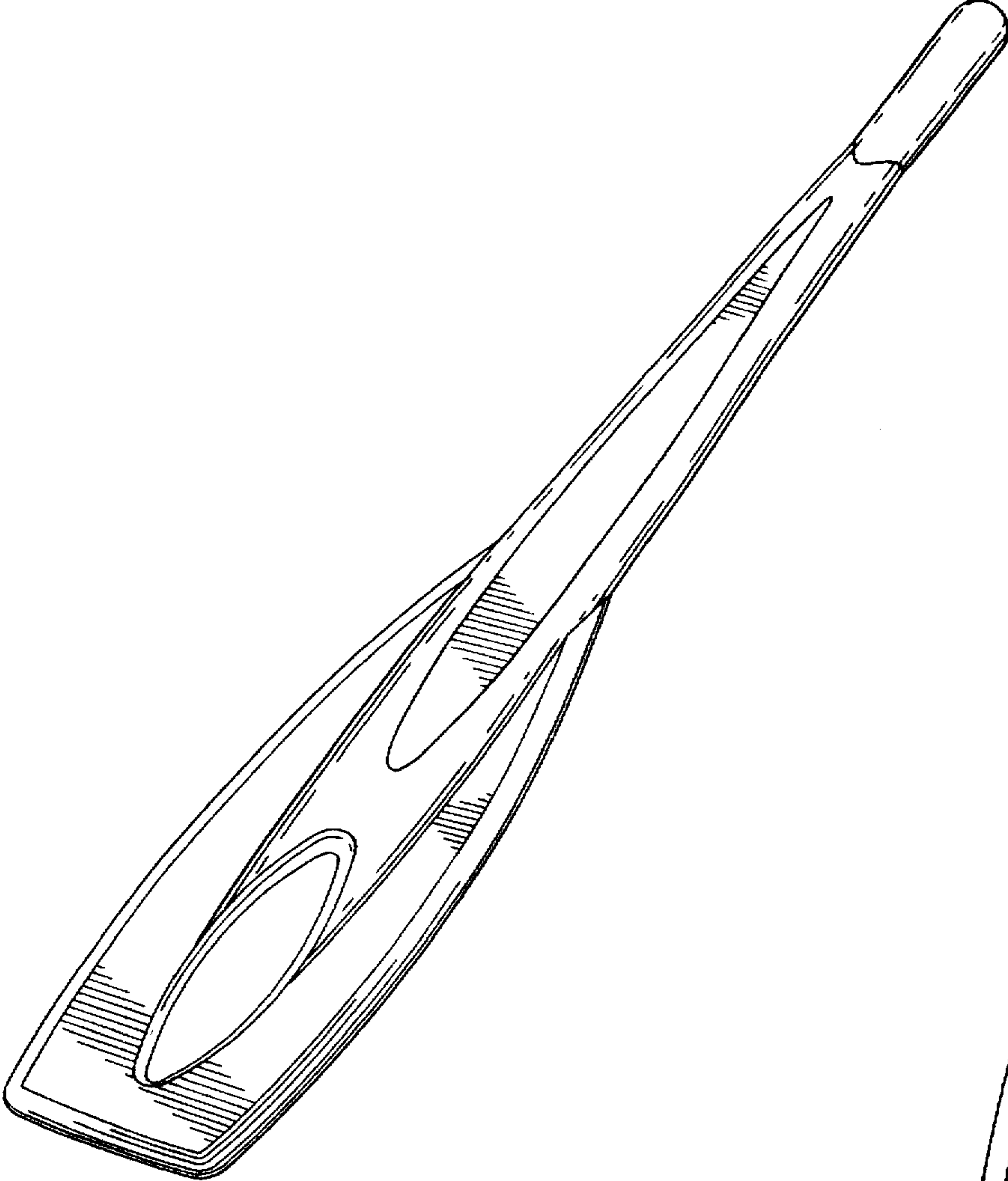


FIG. 1

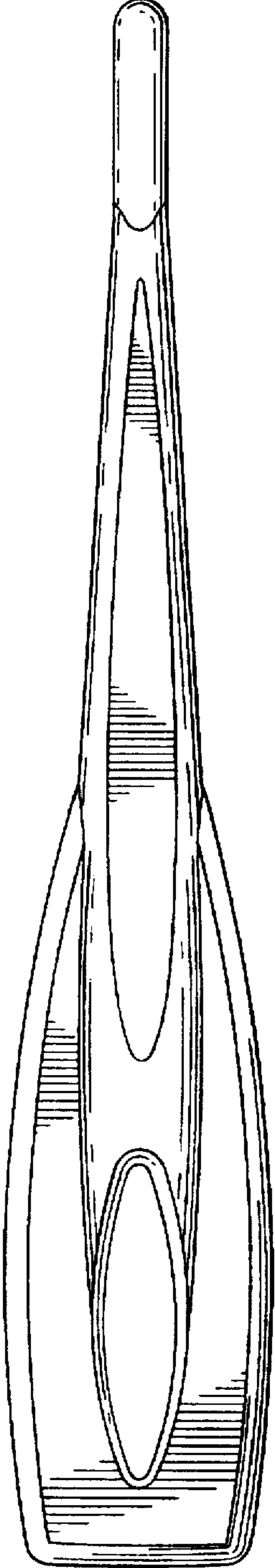


FIG. 2



FIG. 3



FIG. 4



FIG. 5