



US00D385454S

# United States Patent [19]

Marsilio et al.

[11] Patent Number: **Des. 385,454**

[45] Date of Patent: **\*\*Oct. 28, 1997**

[54] VIDEO CASSETTE STORAGE CONTAINER

[75] Inventors: **Ronald M. Marsilio**, Mogadore; **James T. Weisburn**, Massillon; **Ronald K. Burdett**, Strasburg; **Christopher G. Gallagher**, Akron, all of Ohio

[73] Assignee: **Alpha Enterprises, Inc.**, North Canton, Ohio

[\*\*] Term: **14 Years**

[21] Appl. No.: **54,334**

[22] Filed: **May 9, 1996**

[51] LOC (6) Cl. .... **06-04**

[52] U.S. Cl. .... **D6/634**

[58] Field of Search ..... D6/407, 626-635;  
 206/308.1, 309-312, 581, 456-457, 387.1,  
 387.12, 387.14, 472; 224/240; D3/289,  
 201, 245, 301; D9/420, 423, 424, 426,  
 430, 432

### [56] References Cited

#### U.S. PATENT DOCUMENTS

D. 259,596	6/1981	Gray .....	D3/205
D. 290,344	6/1987	Toms .....	D9/424
D. 305,580	1/1990	Nozaki .....	D6/634
D. 335,575	5/1993	Suwa .....	D6/634
D. 350,044	8/1994	Long et al. ....	D6/632
D. 351,082	10/1994	Long et al. ....	D6/633
4,291,801	9/1981	Basili et al. ....	206/387
4,363,403	12/1982	Raucci, Jr. et al. ....	206/387

4,365,711	12/1982	Long et al. ....	206/387
4,407,410	10/1983	Graetz et al. ....	206/387
4,635,797	1/1987	Bankier .....	206/472
4,724,957	2/1988	Burgschweiger .....	206/308.1
4,784,264	11/1988	Sykes .....	206/387
4,823,950	4/1989	Roze .....	206/308.1
4,828,105	5/1989	Silengo et al. ....	206/387.1
5,320,219	6/1994	Ward .....	206/310
5,381,894	1/1995	Misterka et al. ....	206/310
5,394,981	3/1995	Cameron .....	206/311
5,477,961	12/1995	Taniyama .....	206/308.1
5,515,967	5/1996	Fitzsimmons et al. ....	206/308.1
5,544,748	8/1996	Kollinek .....	206/472

#### FOREIGN PATENT DOCUMENTS

405085585	4/1993	Japan .....	206/387.1
-----------	--------	-------------	-----------

*Primary Examiner*—Cathy Anne MacCormac  
*Attorney, Agent, or Firm*—Sand & Sebolt

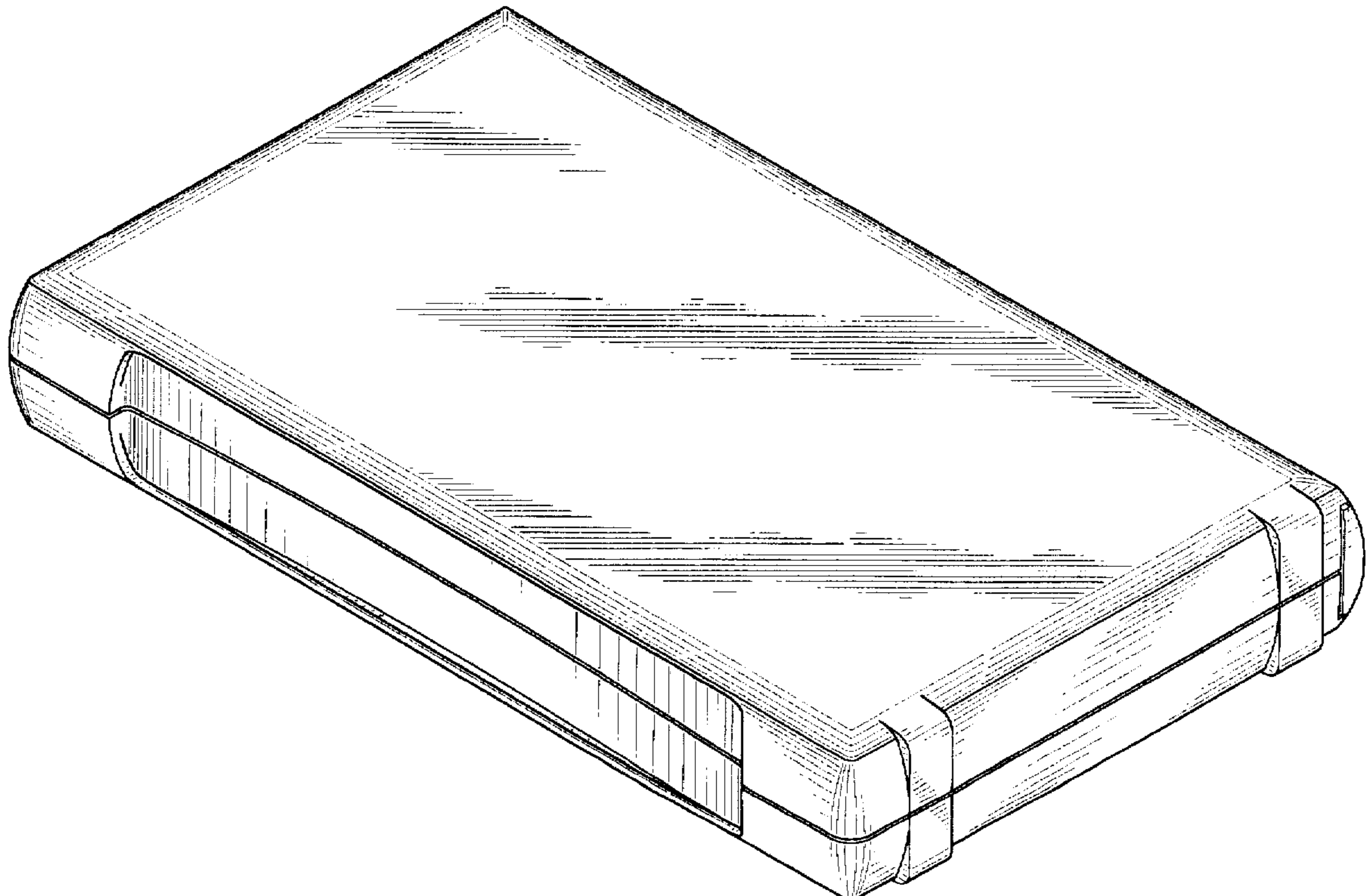
### [57] CLAIM

The ornamental design for a video cassette storage container, as shown and described.

#### DESCRIPTION

FIG. 1 is a perspective view of a video cassette storage container showing our new design;  
 FIG. 2 is a top plan view thereof, the bottom being a mirror image;  
 FIG. 3 is a front elevational view thereof;  
 FIG. 4 is a rear elevational view thereof;  
 FIG. 5 is a left side elevational view thereof; and,  
 FIG. 6 is a right side elevational view thereof.

**1 Claim, 3 Drawing Sheets**



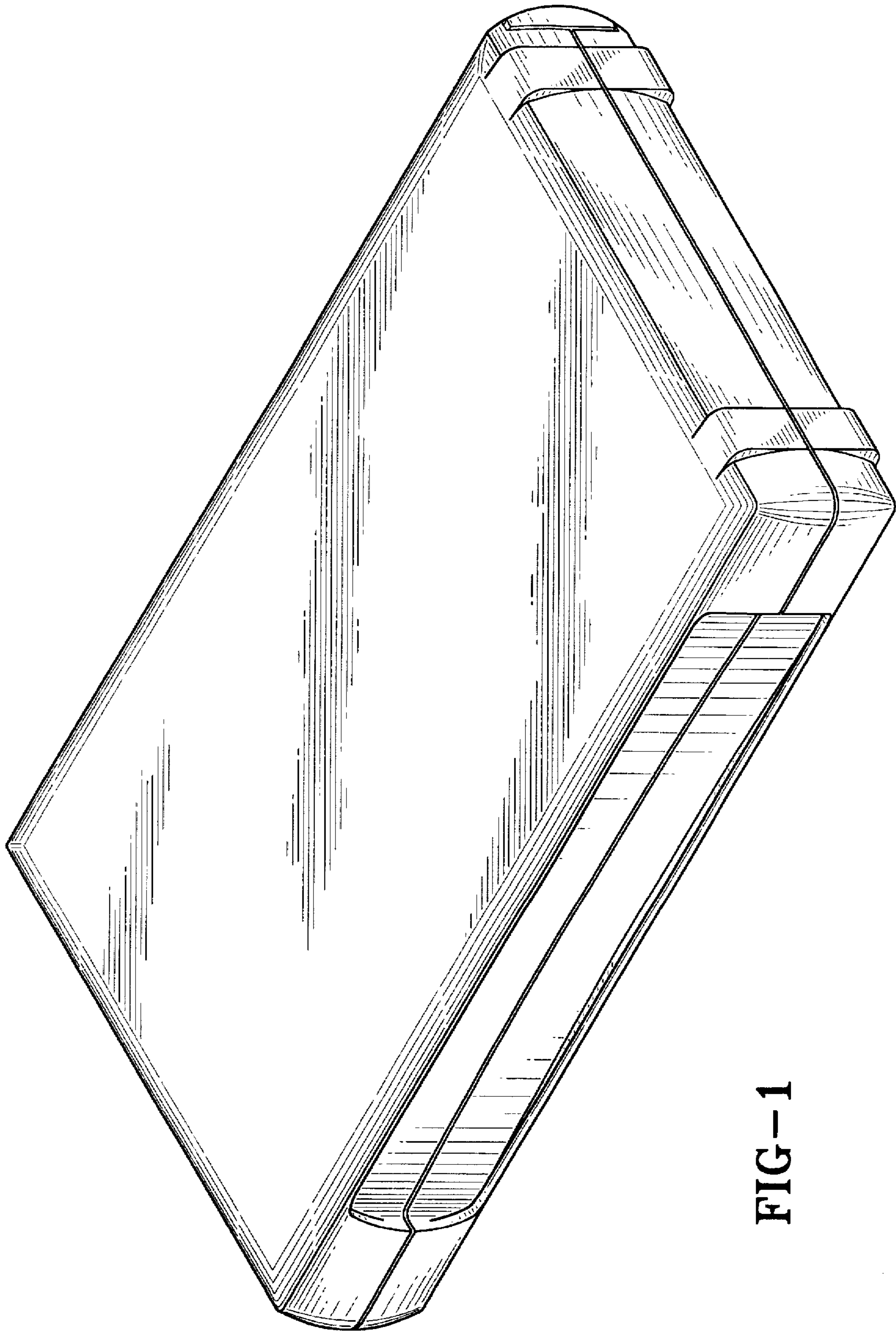


FIG-1




FIG-2

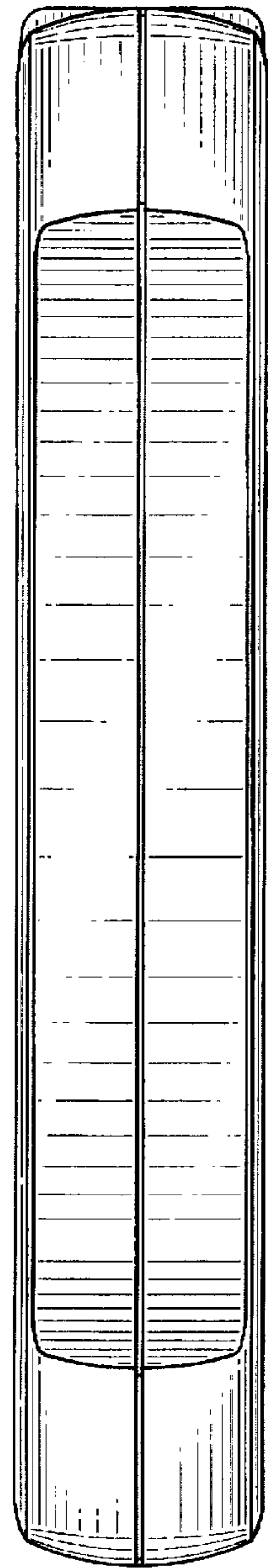


FIG-3




FIG-4




FIG-6




FIG-5