

US00D385438S

United States Patent [19] Jay

[11] Patent Number: Des. 385,438

[45] Date of Patent: **Oct. 28, 1997

[54] **DISPLAY STAND**

[75] Inventor: **Richard Jay**, Westport, Conn.

[73] Assignee: **Display Technologies, Inc.**, Whitestone, N.Y.

[**] Term: **14 Years**

[21] Appl. No.: **62,767**

[22] Filed: **Nov. 25, 1996**

[51] LOC (6) Cl. **20-02**

[52] U.S. Cl. **D6/450; D6/465; D6/478**

[58] Field of Search D6/462, 465, 477, D6/479, 450, 478; 312/304; 108/18, 67, 69, 59, 91, 116, 106, 162, 165, 166, 175, 164; 248/174; 211/133, 135, 186-188, 74, 207, 49.1, 189, 195; D20/10, 19, 29; 40/606, 610

[56] **References Cited**

U.S. PATENT DOCUMENTS

- D. 208,340 8/1967 Pollenz D6/479 X
- D. 241,099 8/1976 Davis D6/450 X

5,016,545 5/1991 Robertson et al. 211/135 X

Primary Examiner—James Gandy

Assistant Examiner—Linda Brooks

Attorney, Agent, or Firm—Amster, Rothstein & Ebenstein

[57] **CLAIM**

The ornamental design for a display stand, as shown and described.

DESCRIPTION

FIG. 1 is a perspective view from the front, top, and one side of a display stand showing my new design, with the movable shelves in a position of use, with the bottles and logo shown in broken lines for purposes of illustration only and forming no part of the claimed design;

FIG. 2 is a perspective view thereof from the front, top, and the other side, with the movable shelves in a position of non-use;


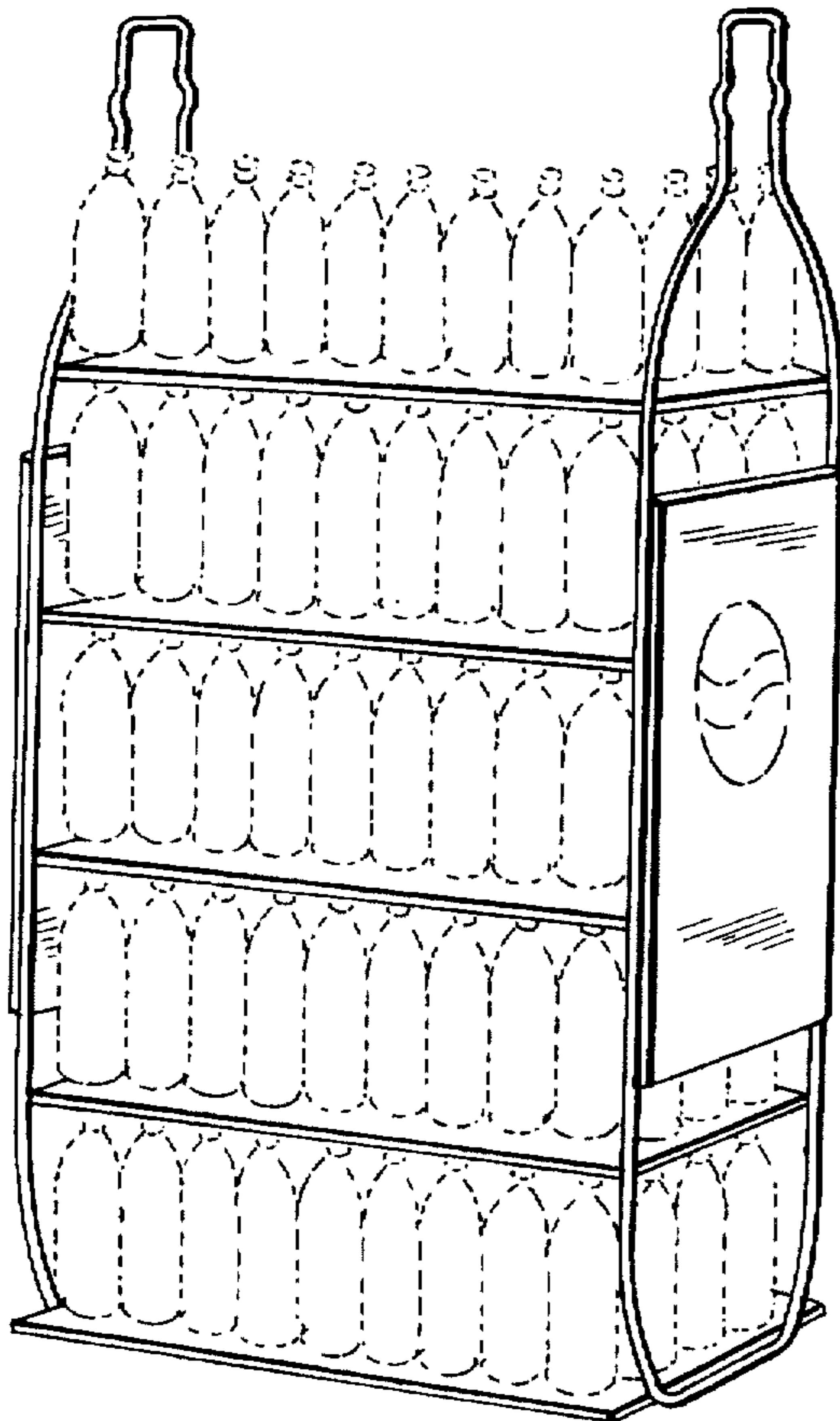
FIG. 3 is a rear elevational view of FIG. 2;

FIG. 4 is a top plan view of FIG. 1;

FIG. 5 is a bottom plan view of FIG. 1; and,

FIG. 6 is the same as the perspective view shown in FIG. 1, with two of the movable shelves in a position of use.

1 Claim, 5 Drawing Sheets






FIG. 1

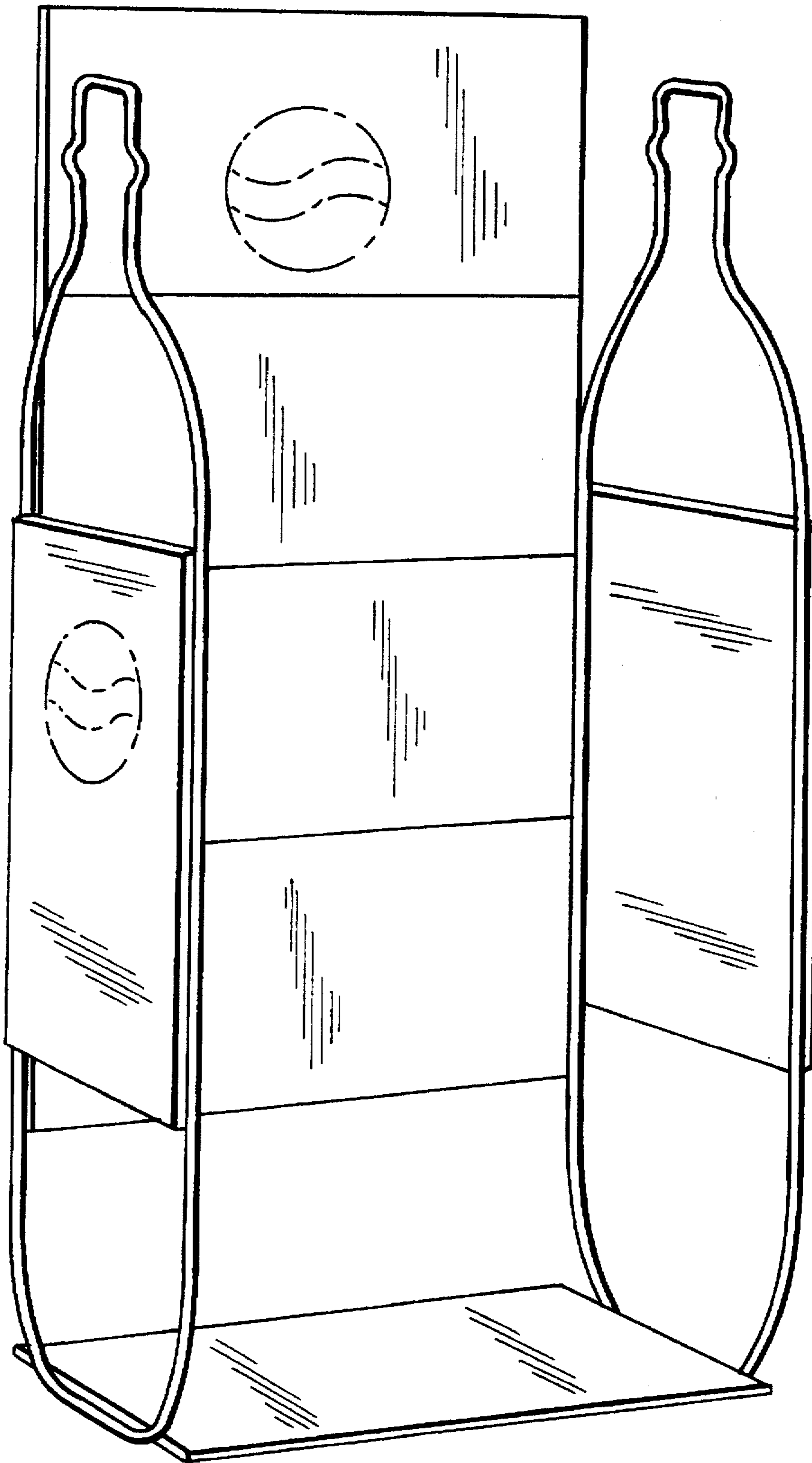


FIG. 2

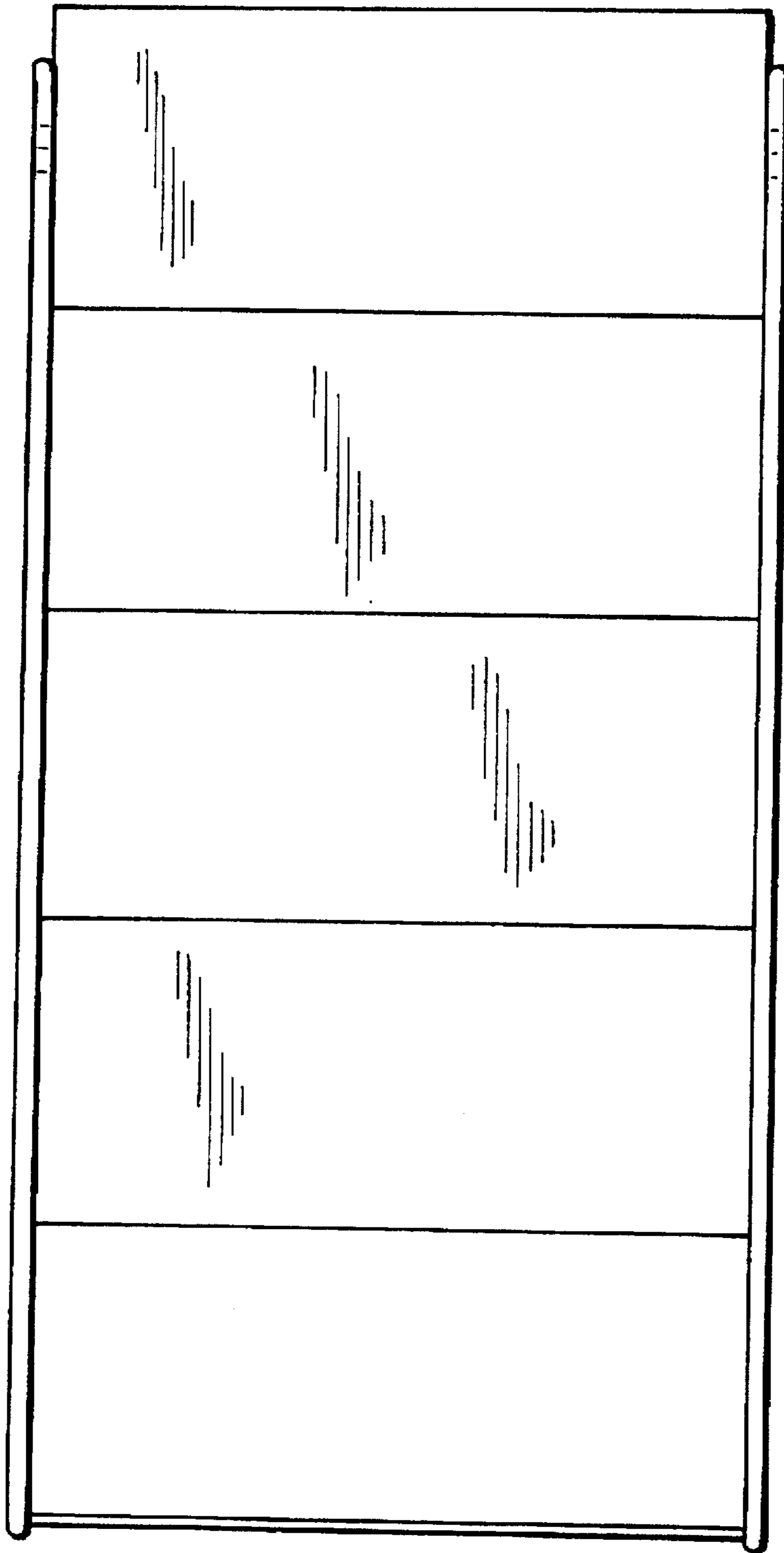


FIG. 3

FIG. 4


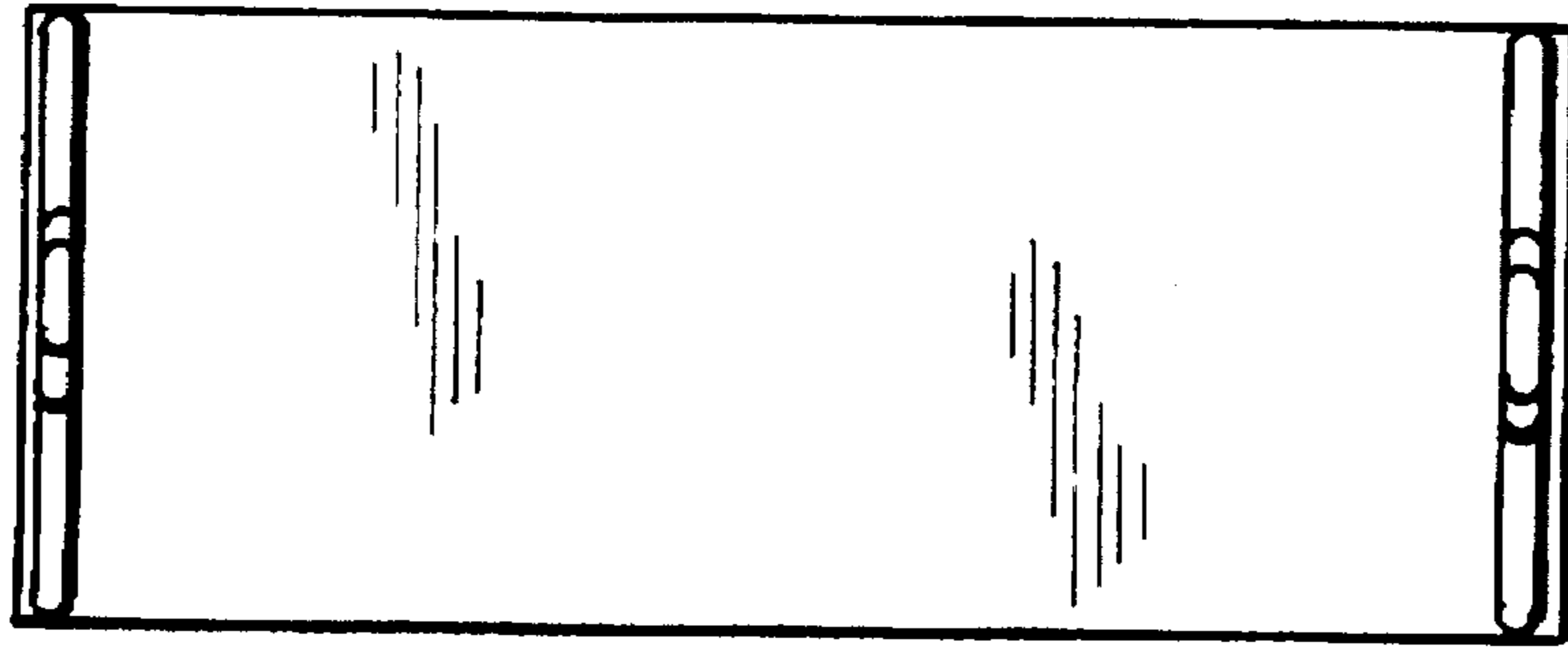


FIG. 5




FIG. 6