



US00D385428S

United States Patent [19]

Gillespie et al.

[11] Patent Number: **Des. 385,428**

[45] Date of Patent: ****Oct. 28, 1997**

[54] **MODULAR TELEPHONE ENCLOSURE**

[75] Inventors: **Lionel D. Gillespie**, Atlanta; **Eddie Lanier Holland**, Cumming; **William Byron Wiggins**, Marietta; **James Edwin Raynor**, Woodstock, all of Ga.

[73] Assignee: **Phillips & Brooks/Gladwin, Inc.**, Cumming, Ga.

[**] Term: **14 Years**

[21] Appl. No.: **55,758**

[22] Filed: **Jun. 12, 1996**

Related U.S. Application Data

[62] Division of Ser. No. 35,927, Mar. 9, 1995, Pat. No. Des. 376,277.

[51] LOC (6) Cl. **06-04**

[52] U.S. Cl. **D6/421**

[58] Field of Search D6/421, 396; D25/16; 52/27, 28, 38; D20/10, 19, 41; 312/216

[56] **References Cited**

U.S. PATENT DOCUMENTS

D. 208,295 8/1967 Dreyfus .

D. 221,629	8/1971	King	D6/421 X
D. 232,222	7/1974	Bartley et al.	D6/421
D. 244,381	5/1977	Crump et al.	D25/16
D. 244,455	5/1977	Crump et al.	D25/16
D. 245,431	8/1977	Kent	D25/16
D. 257,416	10/1980	King, Jr.	D6/421 X
D. 305,689	1/1990	Lerch	D25/16
D. 331,333	12/1992	Cameron	D6/421
D. 337,900	8/1993	Van Pinkerton, Jr.	D6/421

Primary Examiner—Carmen H. Vales-Lado
Attorney, Agent, or Firm—Deveau, Colton & Marquis

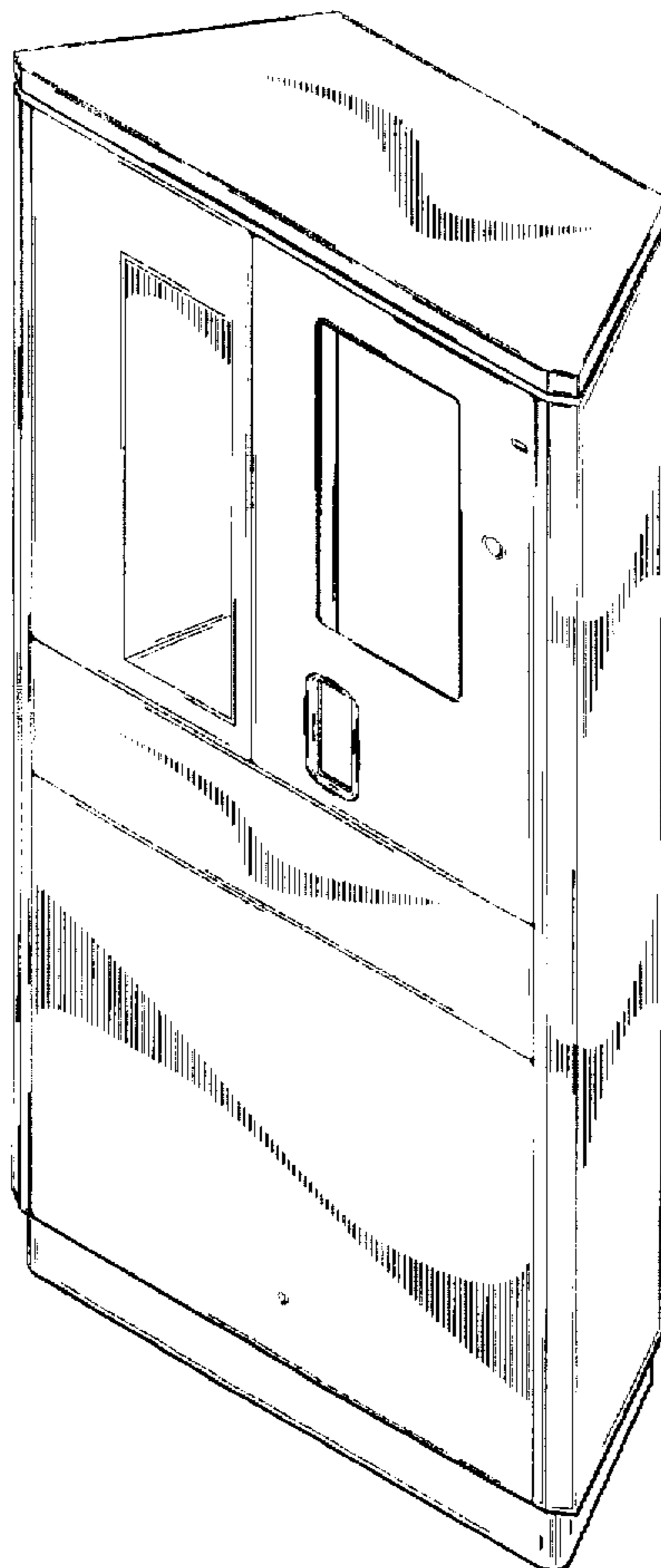
[57] CLAIM

The ornamental design for a modular telephone enclosure, as shown and described.

DESCRIPTION

FIG. 1 is a perspective view of a modular telephone enclosure showing our new design;
FIG. 2 is a front elevational view thereof;
FIG. 3 is a bottom plan view thereof;
FIG. 4 is a top plan view thereof;
FIG. 5 is a left side elevational view as seen when in use; and,
FIG. 6 is a right side elevational view as seen when in use.

1 Claim, 4 Drawing Sheets






FIG. 1




FIG. 2

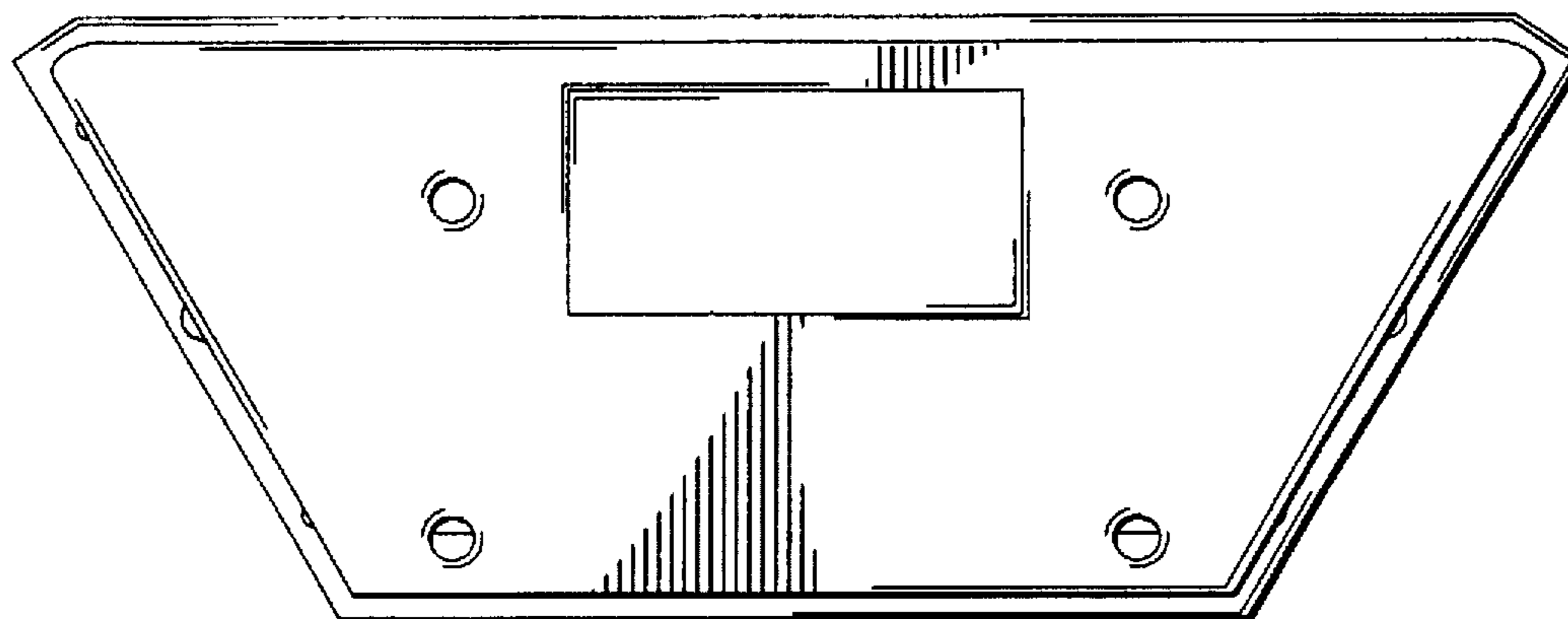


FIG. 3

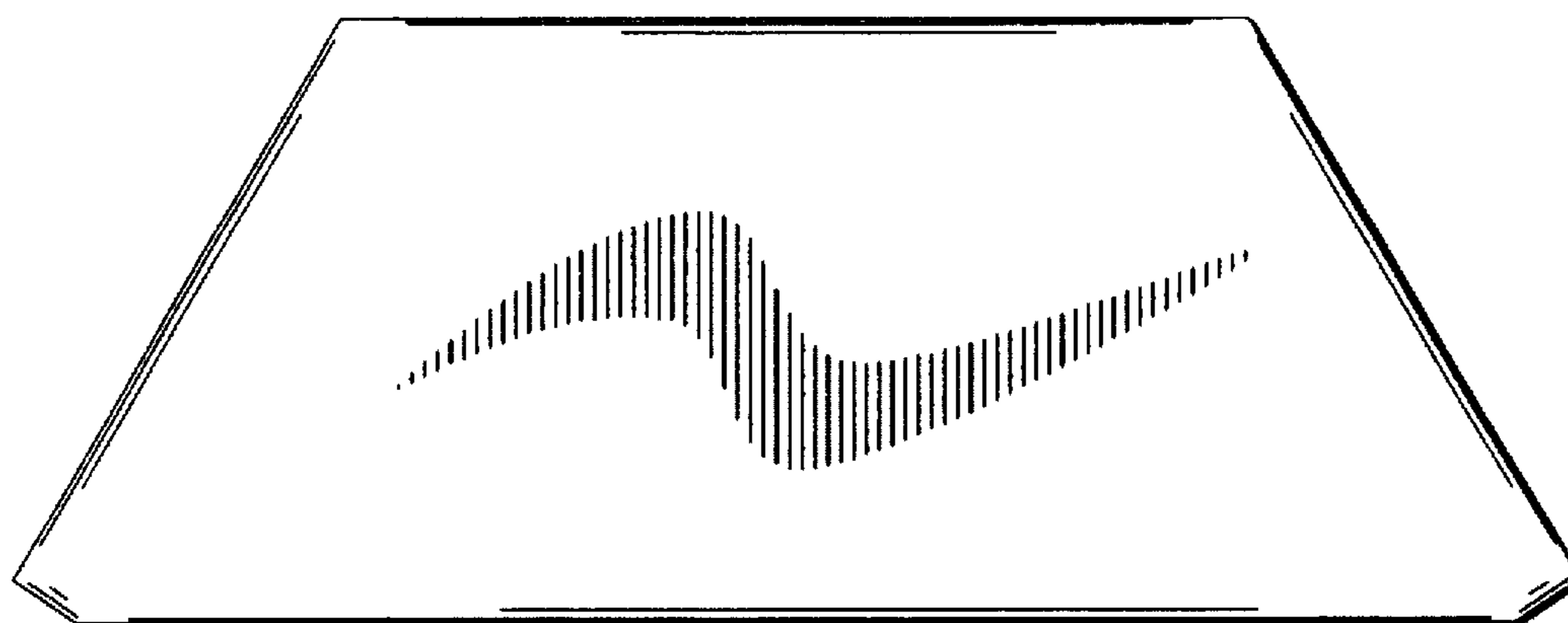


FIG. 4

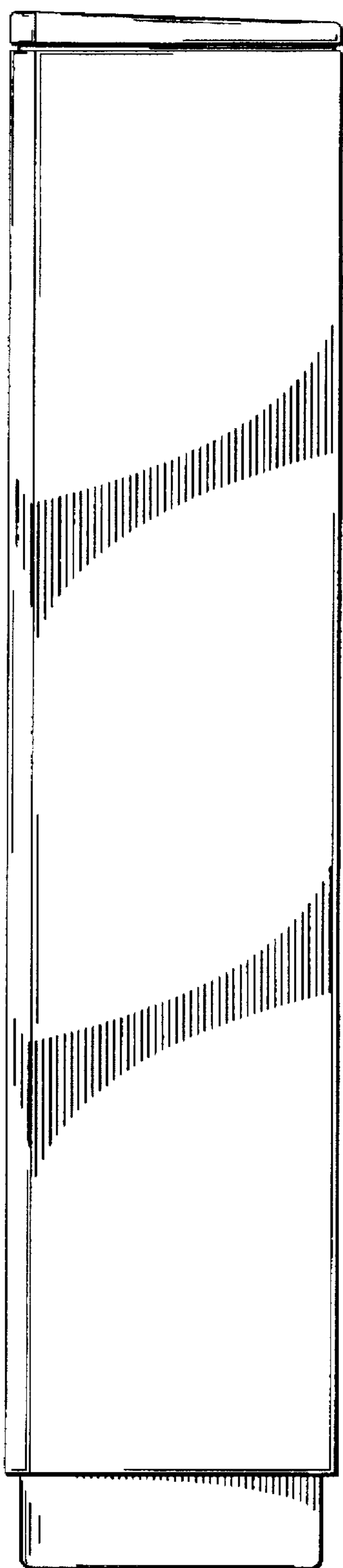


FIG. 5

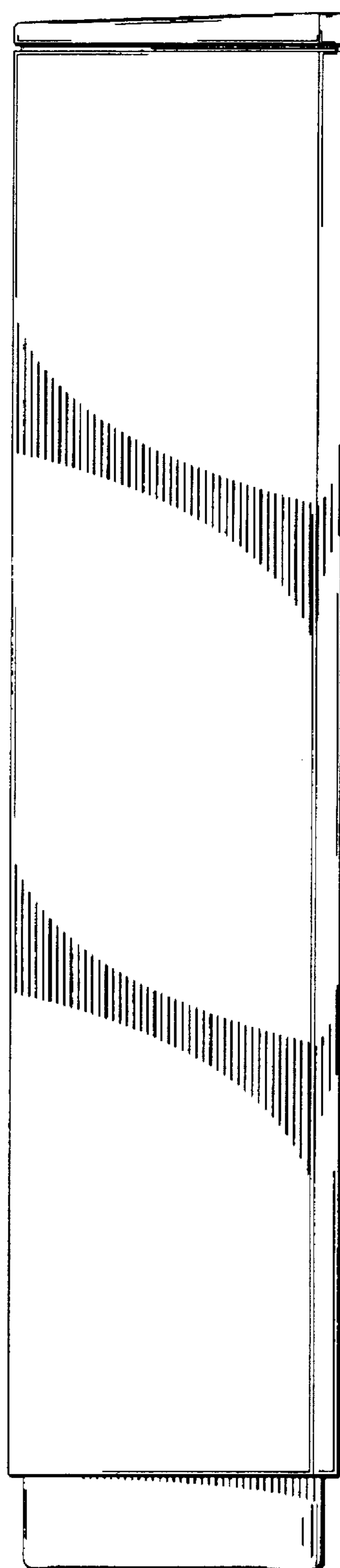


FIG. 6