

US00D385427S

# United States Patent [19]

[11] Patent Number: **Des. 385,427**

Proano et al.

[45] Date of Patent: **\*\*Oct. 28, 1997**

## [54] CONVERTIBLE CRIB

[76] Inventors: **Lou Proano; Rene D. Proano**, both of 1648 Channelside Trail, Baldwinsville, N.Y. 13027

[\*\*] Term: **14 Years**

[21] Appl. No.: **56,564**

[22] Filed: **Jul. 2, 1996**

[51] LOC (6) Cl. .... **06-01**

[52] U.S. Cl. .... **D6/391**

[58] Field of Search ..... D6/382-385, 390-395, D6/508; 5/93.1, 93.2, 101, 105

## [56] References Cited

### U.S. PATENT DOCUMENTS

|            |         |                     |        |
|------------|---------|---------------------|--------|
| D. 356,452 | 3/1995  | Proano et al. ....  | D6/391 |
| D. 365,480 | 12/1995 | Brunner et al. .... | D6/508 |
| D. 371,254 | 7/1996  | Proano et al. ....  | D6/395 |
| 1,788,960  | 1/1931  | Shaw .....          | 5/99.1 |
| 2,243,691  | 5/1941  | Bakalar .....       | 5/93.1 |
| 4,715,075  | 12/1987 | Shamie .....        | 5/93.1 |
| 5,040,254  | 8/1991  | Frank .....         | 5/99.1 |
| 5,173,974  | 12/1992 | Proano et al. ....  | 5/93.2 |

### OTHER PUBLICATIONS

J.C. Penney for Baby, p.7 crib at bottom.

Primary Examiner—Janice E. Seeger

Attorney, Agent, or Firm—August E. Roehrig, Jr.

## [57] CLAIM

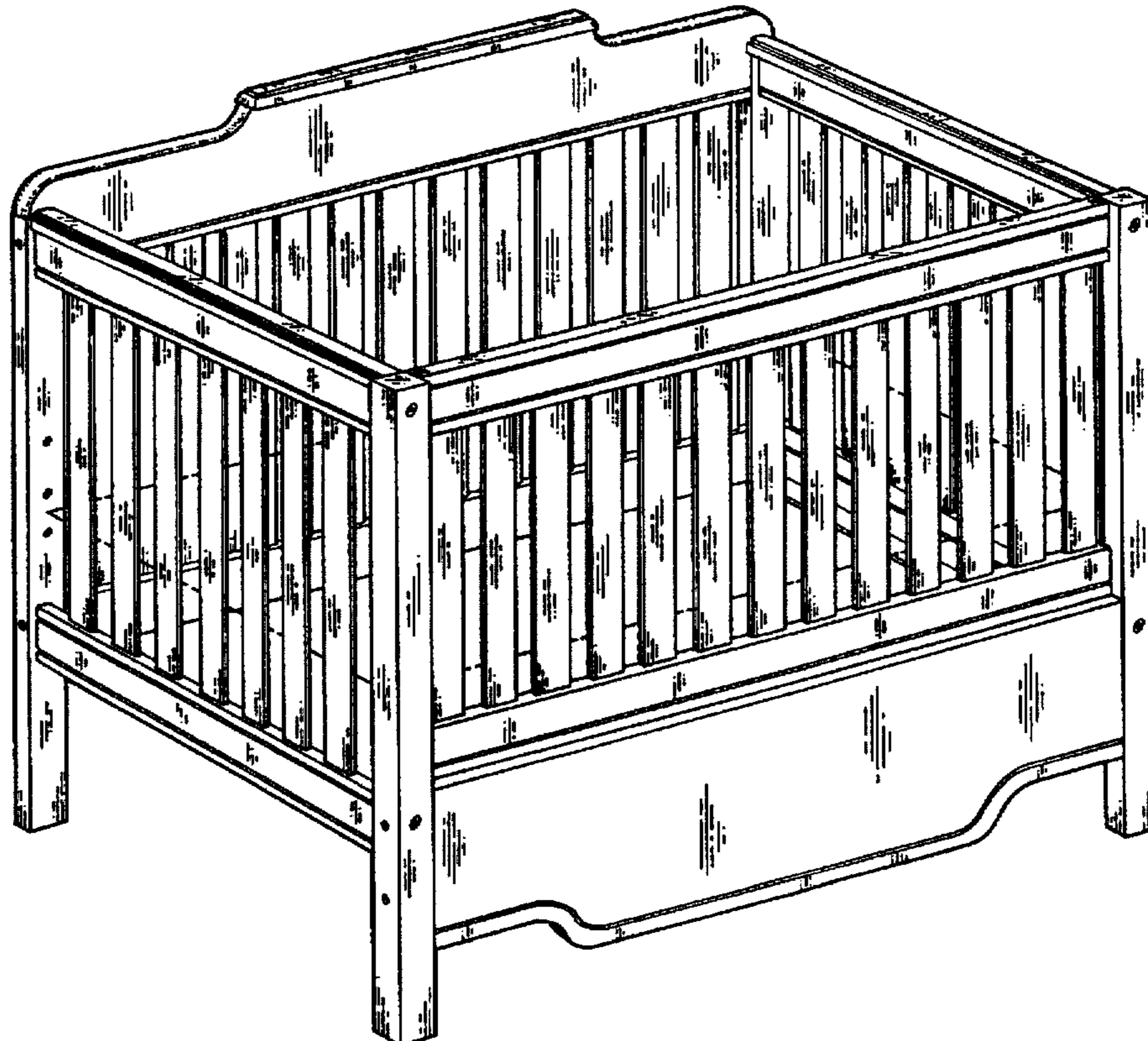
The ornamental design for a convertible crib, as shown and described.

## DESCRIPTION

FIG. 1 is a perspective view of a convertible crib showing our new design with the front gate at its uppermost position; FIG. 2 is a front elevational view; FIG. 3 is a rear elevational view; FIG. 4 is a right side elevational view with the left side being a mirror image thereof; FIG. 5 is a top plan view thereof; FIG. 6 is a front elevational view of the convertible crib with the front gate at its lowermost position; FIG. 7 is an enlarged cross-sectional view of a portion of the crib taken along lines 7—7 to better illustrate the contours thereof; and FIG. 8 is an enlarged cross-sectional view of a portion of the crib taken along lines 8—8 to better illustrate the contours thereof; FIG. 9 is an enlarged cross-sectional view of a portion of the crib taken along lines 9—9 to better illustrate the contours thereof; and FIG. 10 is an enlarged cross-sectional view of a portion of the crib taken along lines 10—10 to better illustrate the contours thereof.

The broken line showing of a mattress in some of the figures is for illustrative purposes only, and forms no part of the claimed design.

1 Claim, 7 Drawing Sheets



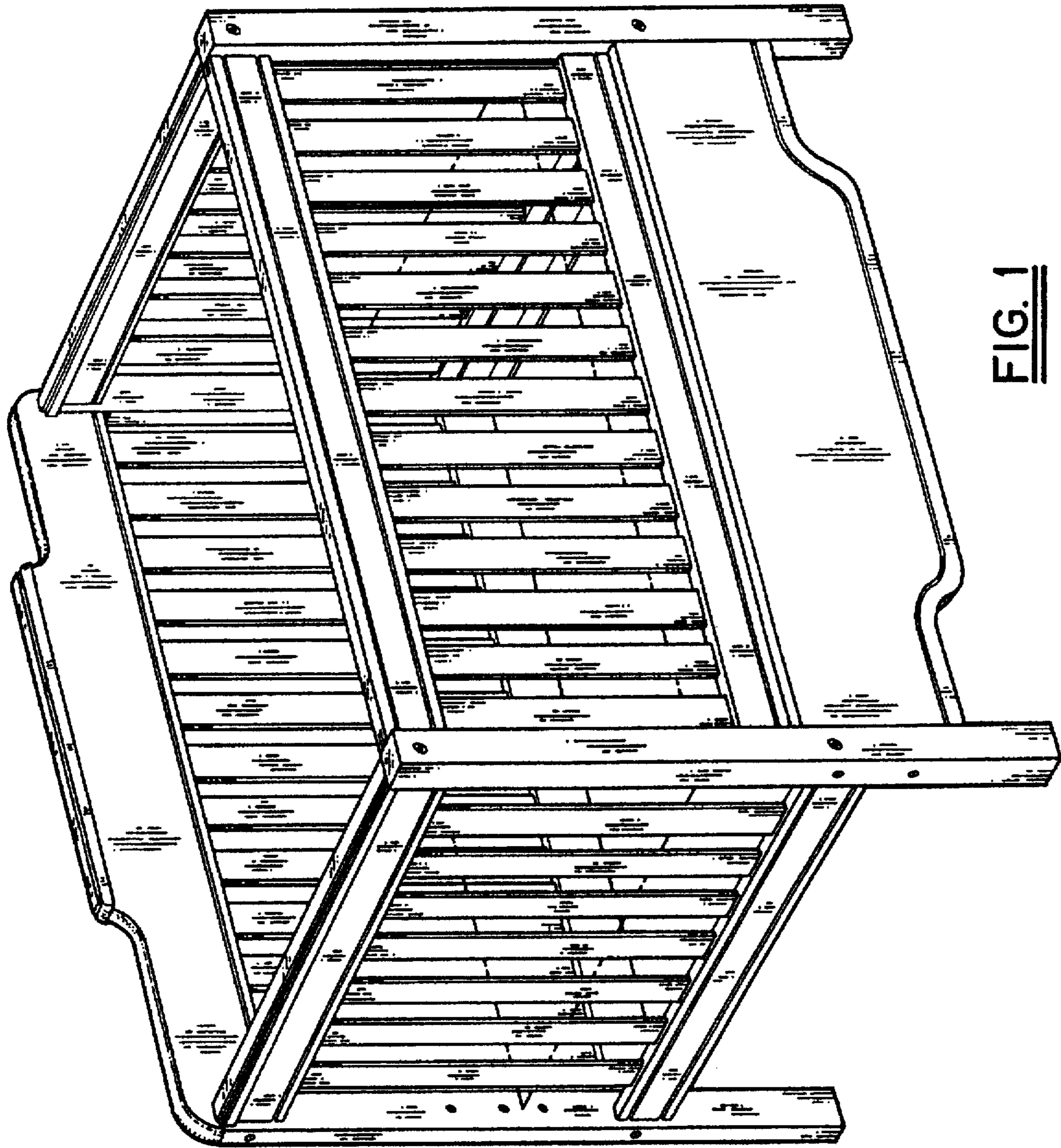


FIG. 1

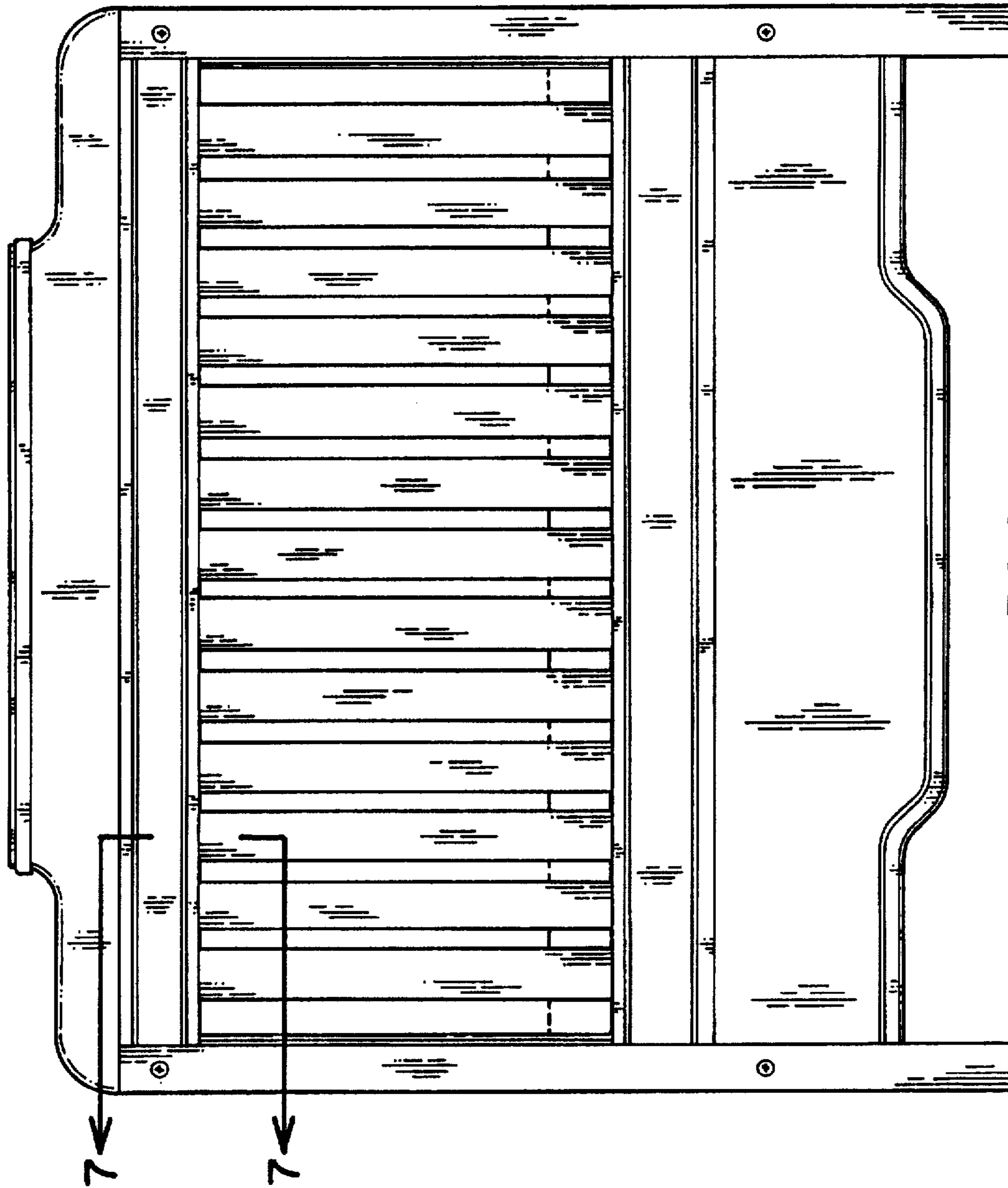


FIG. 2

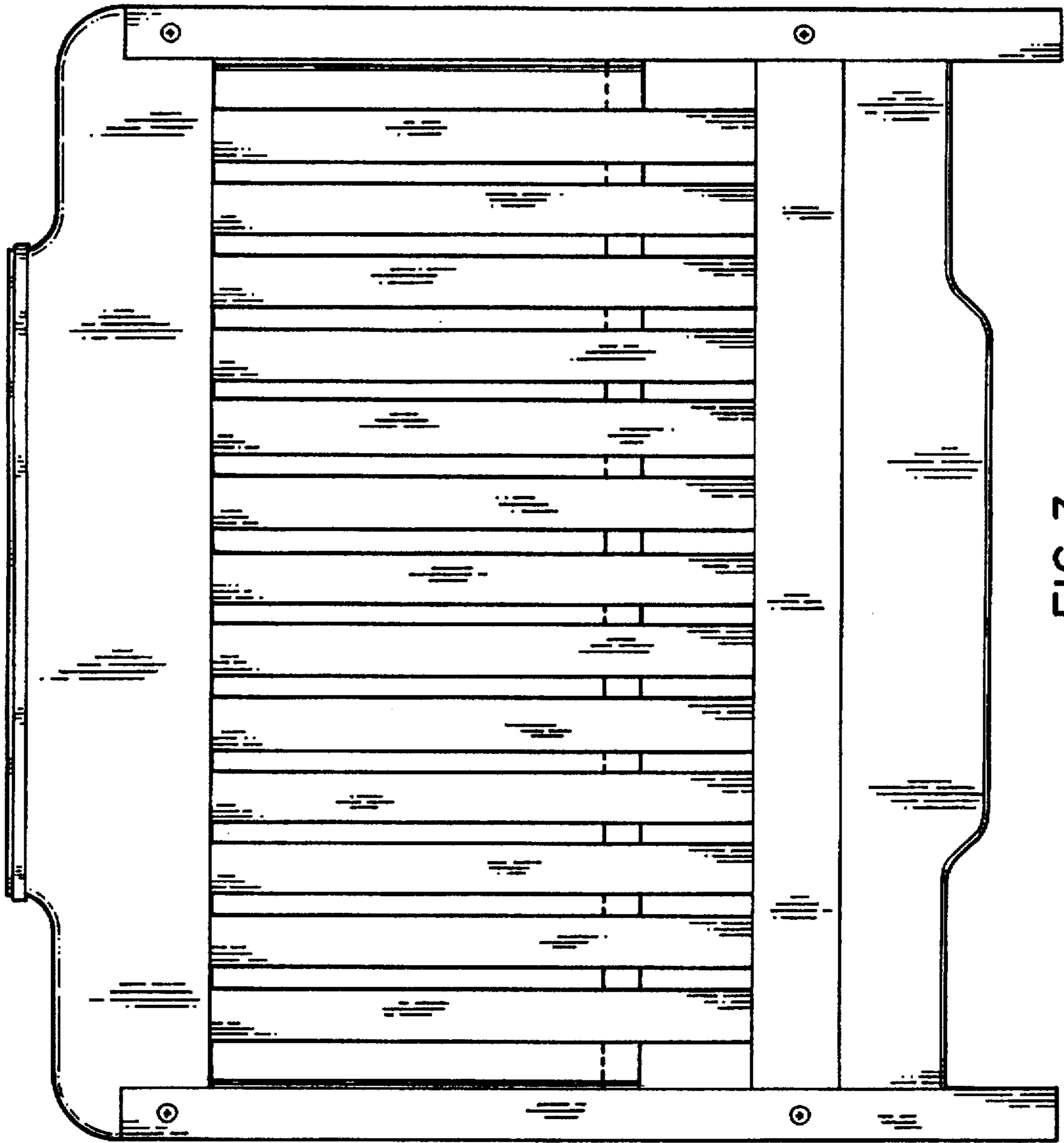


FIG. 3

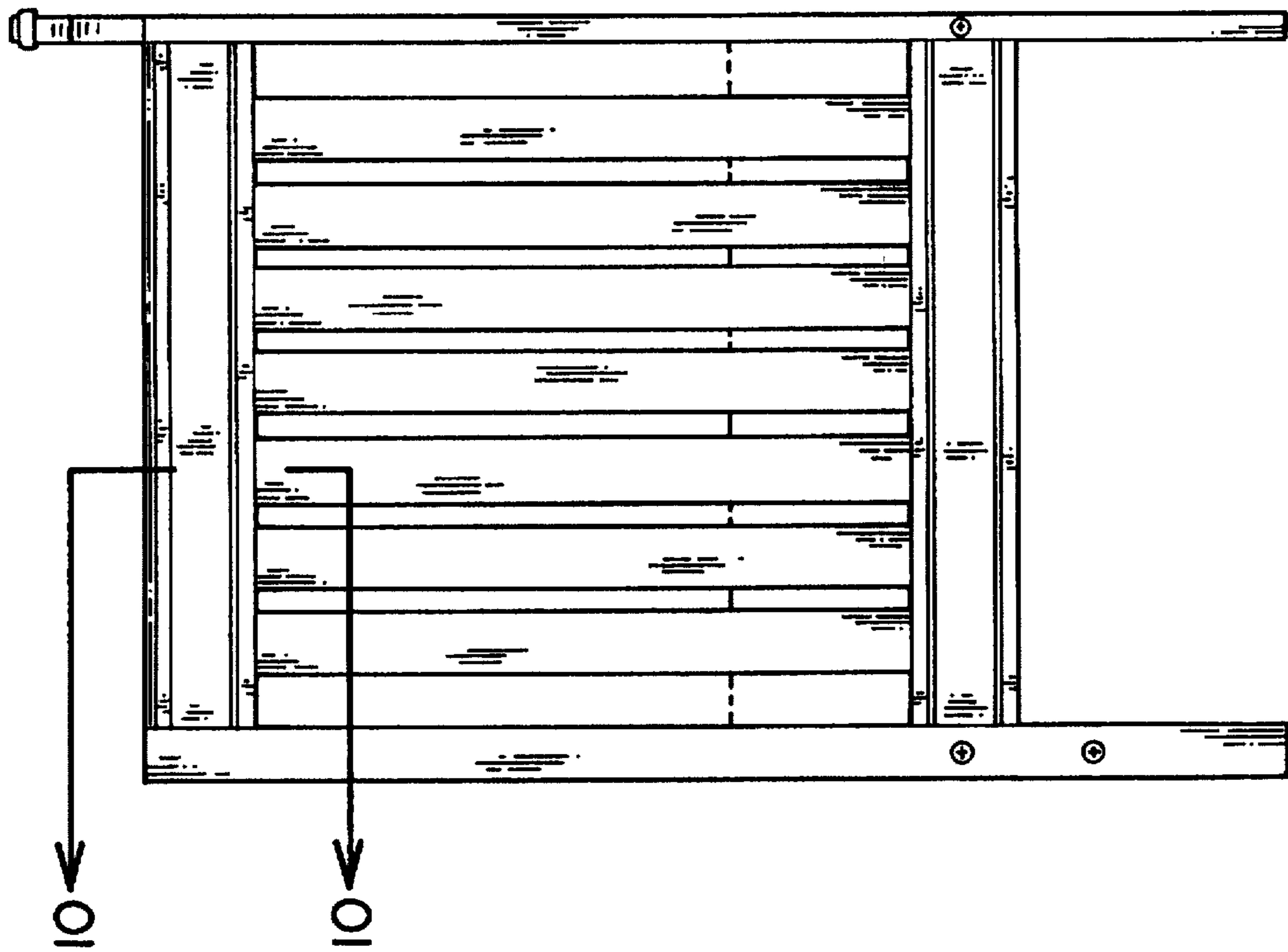


FIG. 4




FIG. 5

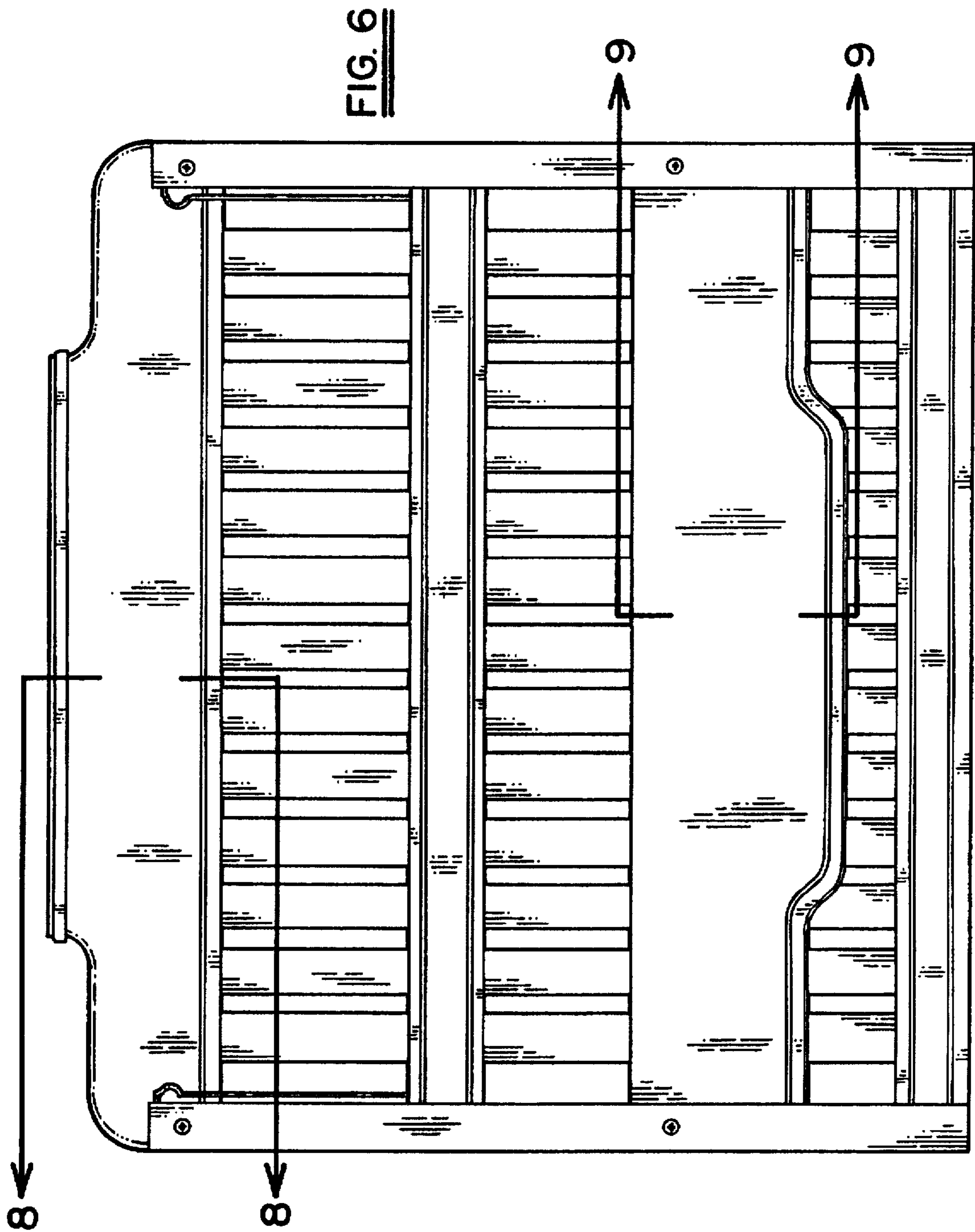




FIG. 7




FIG. 8




FIG. 10



FIG. 9