



US00D385424S

United States Patent [19]
Chandler

[11] **Patent Number: Des. 385,424**

[45] **Date of Patent: **Oct. 28, 1997**

[54] **CHAIR**

[75] **Inventor: David Paul Chandler, Jamestown, N.C.**

[73] **Assignee: Henredon Furniture Industries, Inc., Morganton, N.C.**

[**] **Term: 14 Years**

[21] **Appl. No.: 50,830**

[22] **Filed: Feb. 27, 1996**

[51] **LOC (6) Cl. 06-01**

[52] **U.S. Cl. D6/358; D6/379; D6/380**

[58] **Field of Search D6/334, 348, 358, D6/374, 376, 379, 380, 500, 501, 502; 297/446.1**

[56] **References Cited**

U.S. PATENT DOCUMENTS

- D. 23,471 7/1894 McLean D6/376
- D. 26,571 1/1897 Pia D6/348
- D. 63,612 12/1923 Chatfield D6/379

OTHER PUBLICATIONS

Karpen Furniture, ©1925, p. 41, Chair #59359 at bottom left.

Chairs & Couches by Curtis, p. 10, chair at top right.

An Encyclopedia of Chairs, by Simon Yates, ©1988, p. 25, chair at bottom right.

Primary Examiner—Gary D. Watson

Attorney, Agent, or Firm—Edgar A. Zarins; Malcolm L. Sutherland

[57] **CLAIM**

The ornamental design for a chair, as shown and described.

DESCRIPTION

FIG. 1 is a perspective view of a chair showing my new design;


FIG. 2 is a left side view thereof, the opposite side being a mirror image of the side shown;

FIG. 3 is a front elevation view thereof; and,

FIG. 4 is a top plan view thereof.

The rear forms no part of the claimed design.

1 Claim, 2 Drawing Sheets






Fig - 1




Fig - 2




Fig - 3




Fig - 4