

US00D385418S

# United States Patent [19]

[11] Patent Number: **Des. 385,418**

**Bisson**

[45] Date of Patent: **\*\*Oct. 28, 1997**

[54] **TRAVEL ENCLOSURE FOR A GOLF CLUB BAG**

D. 360,296	7/1995	Hunsaker	.....	D3/255
D. 375,405	11/1996	Hunsaker	.....	D3/255
4,961,497	10/1990	Sherer et al.	.....	206/315.2 X

[76] Inventor: **Montgomery A. Bisson**, 19822  
Maritime La., Huntington Beach, Calif.  
92648

*Primary Examiner*—Doris V. Coles  
*Assistant Examiner*—Catherine R. Oliver  
*Attorney, Agent, or Firm*—Morland C. Fischer

[\*\*] Term: **14 Years**

### [57] CLAIM

[21] Appl. No.: **56,369**

The ornamental design for a travel enclosure for a golf club bag, as shown and described.

[22] Filed: **Jun. 27, 1996**

### DESCRIPTION

[51] LOC (6) Cl. .... **03-01**

[52] U.S. Cl. .... **D3/255**

[58] Field of Search ..... D3/254, 255, 259,  
D3/269, 270, 272, 273, 276, 282, 204;  
206/315.2, 315.3, 315.4, 315.5, 315.6, 315.7,  
315.8; 150/159, 160; 211/70.2

FIG. 1 is a perspective view showing the top, right side and front of a travel enclosure for a golf club bag which forms my invention;

FIG. 2 is a top plan view thereof;

FIG. 3 is a front elevational view thereof;

FIG. 4 is a right side elevational view thereof, this view and the opposite left side elevational view being of identical design;

FIG. 5 is a rear elevational view thereof; and,

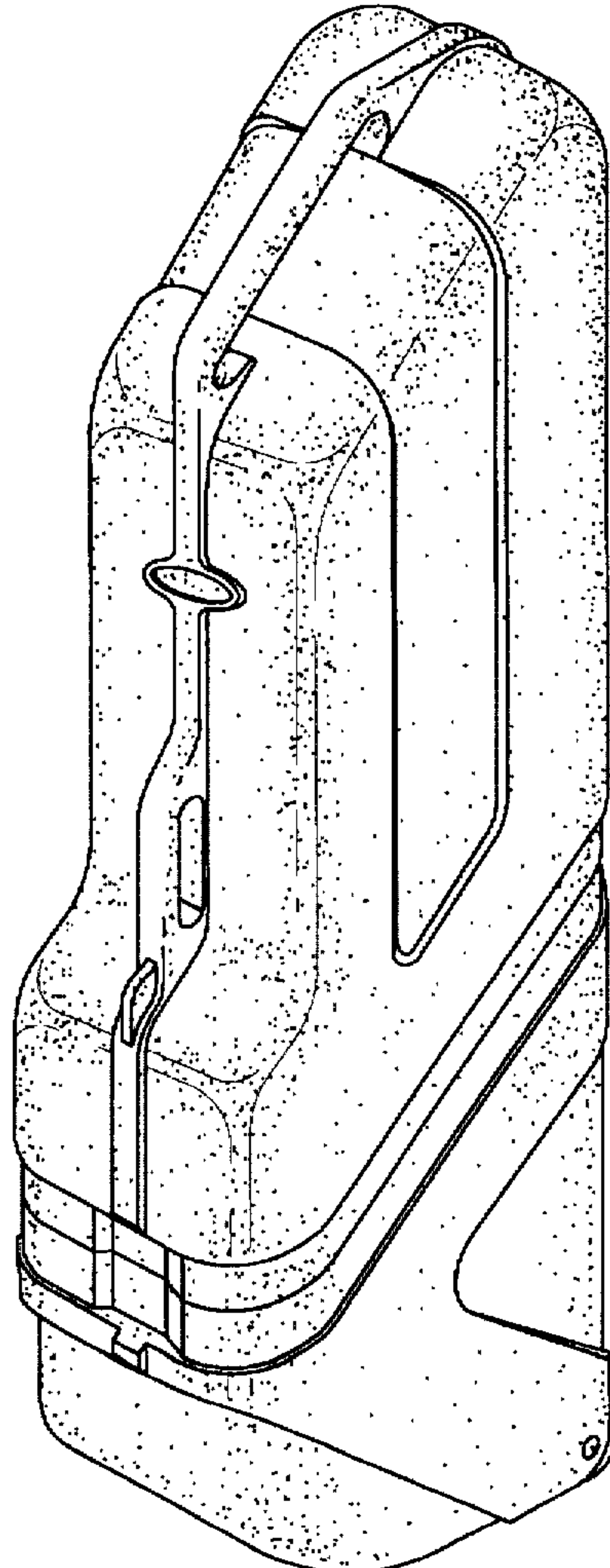
FIG. 6 is a bottom plan view thereof.

### [56] References Cited

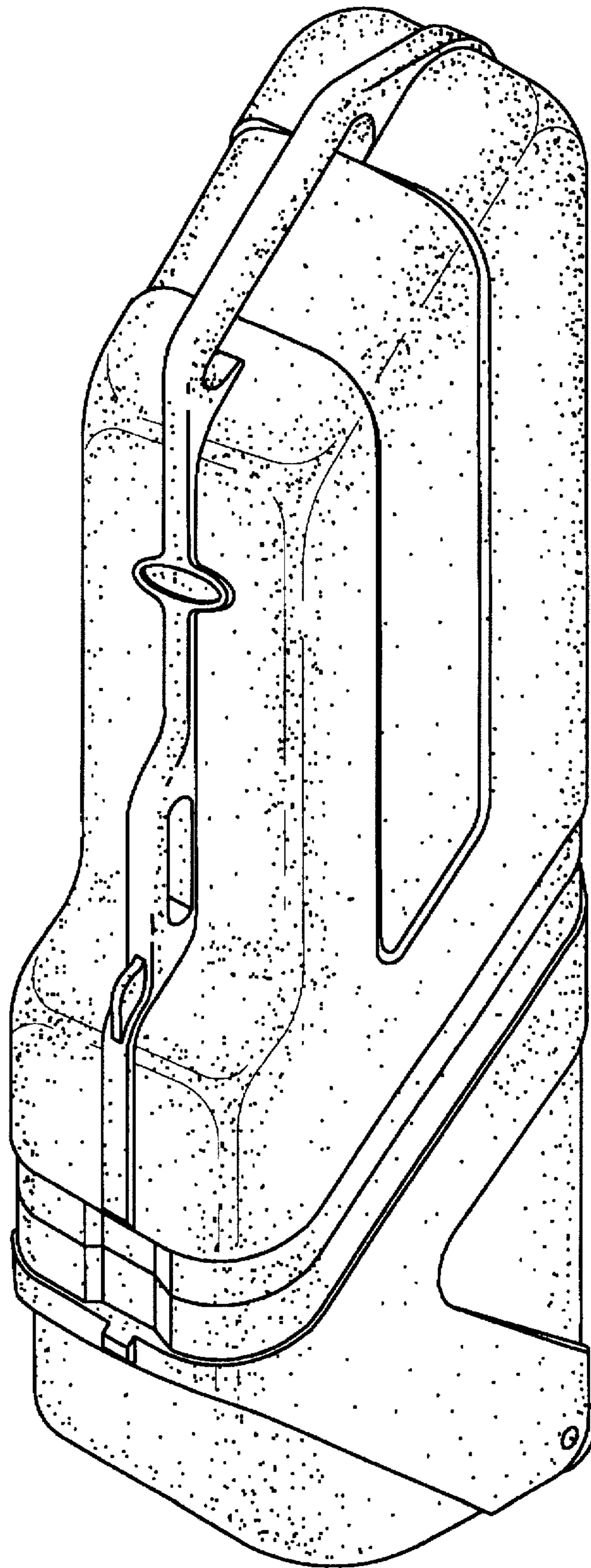
#### U.S. PATENT DOCUMENTS

D. 252,774	8/1979	Gregory	.....	D3/282
D. 339,227	9/1993	Fritze et al.	.....	D3/255
D. 349,402	8/1994	Fiore	.....	D3/255

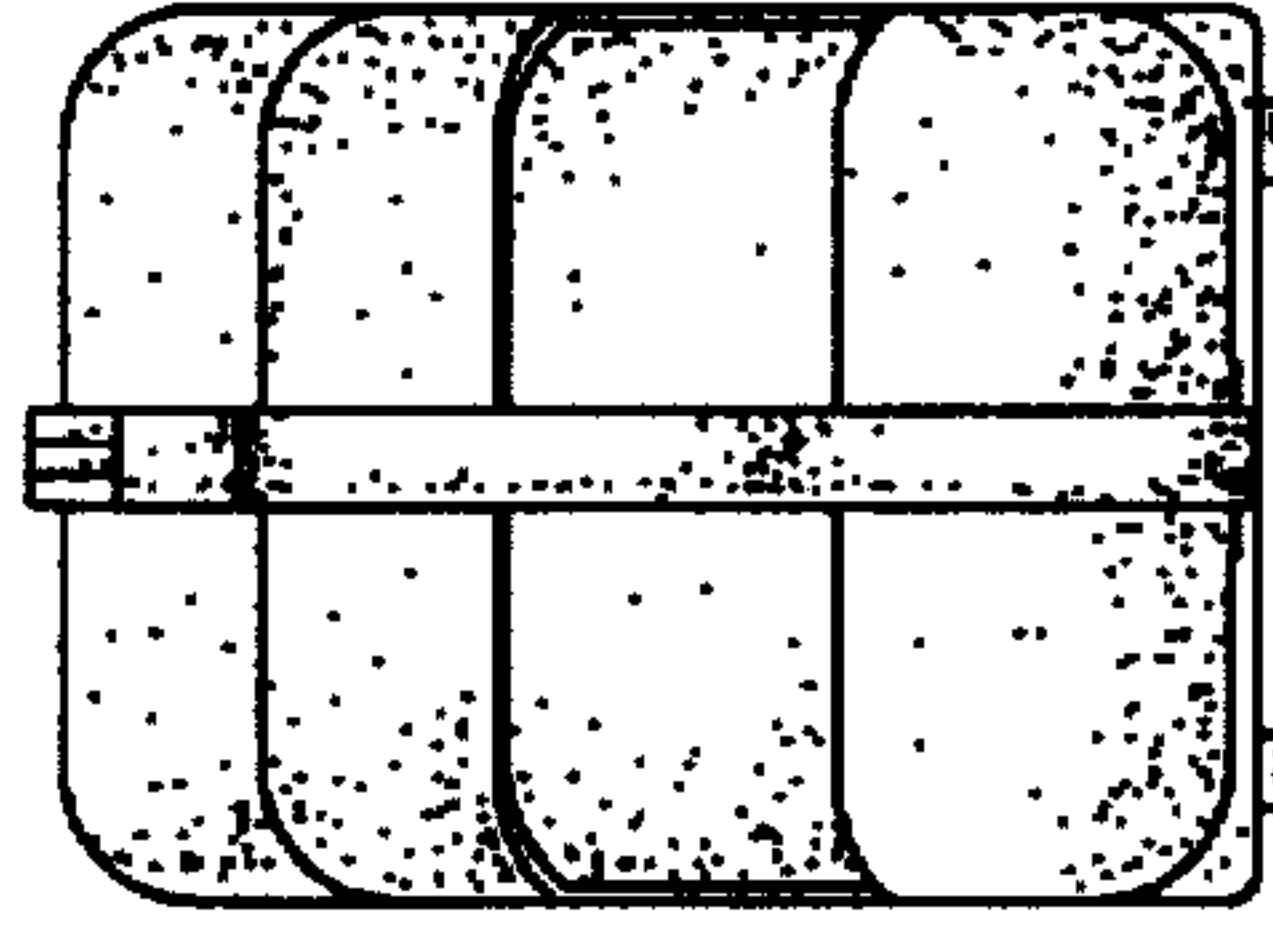
**1 Claim, 2 Drawing Sheets**




*Fig. 1*



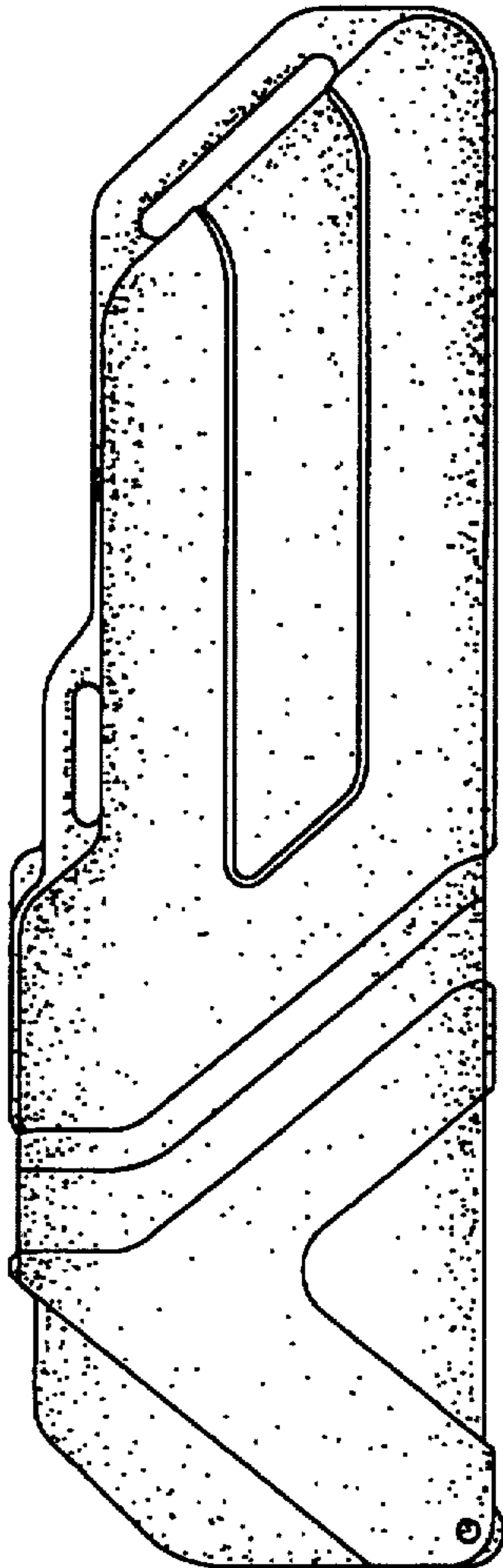
*Fig. 2*




*Fig. 3*



*Fig. 4*



*Fig. 5*



*Fig. 6*

