



US00D385413S

United States Patent [19]

[11] Patent Number: **Des. 385,413**

Teague et al.

[45] Date of Patent: ****Oct. 28, 1997**

[54] ELEMENT OF A SHOE UPPER

[75] Inventors: **Tracy L. Teague**, Aloha; **Ricardo Vestuti**, Portland, both of Oreg.

[73] Assignee: **Nike, Inc.**, Beaverton, Oreg.

[**] Term: **14 Years**

[21] Appl. No.: **67,502**

[22] Filed: **Mar. 4, 1997**

[51] LOC (6) Cl. **02-99**

[52] U.S. Cl. **D2/972**

[58] Field of Search D2/896, 902, 907,
D2/946, 969, 970, 972-974; 36/83, 84,
45, 50.1, 114, 53

[56] References Cited

U.S. PATENT DOCUMENTS

- D. 317,828 7/1991 Rogers .
- D. 325,667 4/1992 Smith, III .
- D. 347,318 5/1994 Avar .
- D. 357,794 5/1995 Avar et al. D6/969
- D. 365,200 12/1995 Teague D2/969
- D. 374,340 10/1996 Avar .
- D. 378,011 2/1997 Lucas .

OTHER PUBLICATIONS

Nike Fall 1997 Footwear Catalog, pp. 147, 216, published Dec. 1996.

Nike Late Spring 1997 Footwear Catalog, pp. 27, 208, published Sep. 1996.

Nike Fall 1996 Footwear Catalog, p. 24, published Dec. 1995.

Primary Examiner—Dominic Simone

Attorney, Agent, or Firm—Banner & Witcoff, Ltd.

[57] CLAIM

The ornamental design for an element of a shoe upper, as shown and described.

DESCRIPTION

FIG. 1 is a side elevational view of an element of a shoe upper showing our new design;

FIG. 2 is a front elevational view of the element of a shoe upper shown in FIG. 1;

FIG. 3 is a rear elevational view of the element of a shoe upper shown in FIG. 1; and,

FIG. 4 is a top plan view of the element of a shoe upper shown in FIG. 1.

The broken line showing of the remainder of the shoe is for illustration purposes only and forms no part of the claimed design.

1 Claim, 2 Drawing Sheets





FIG. 1

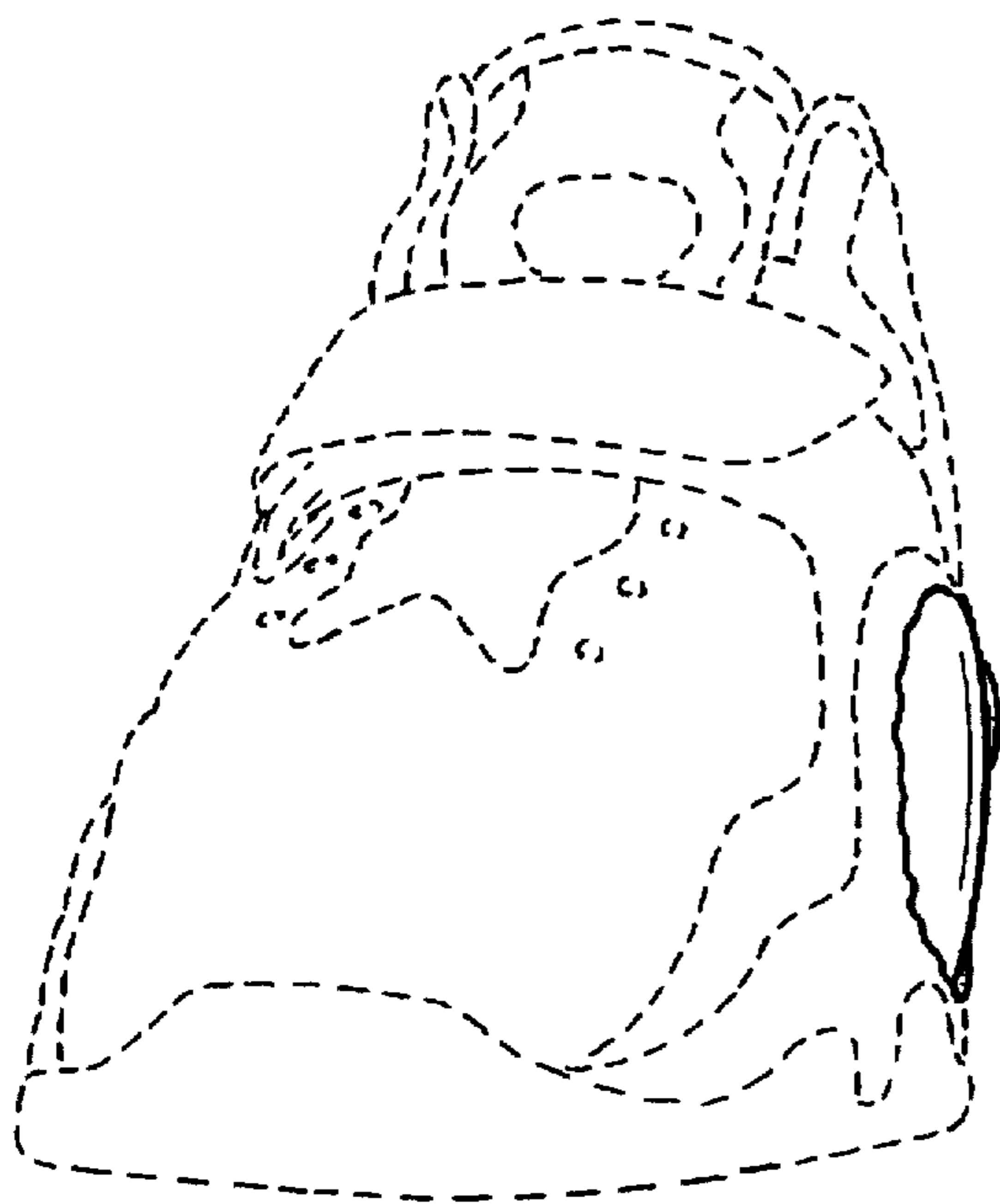


FIG. 2

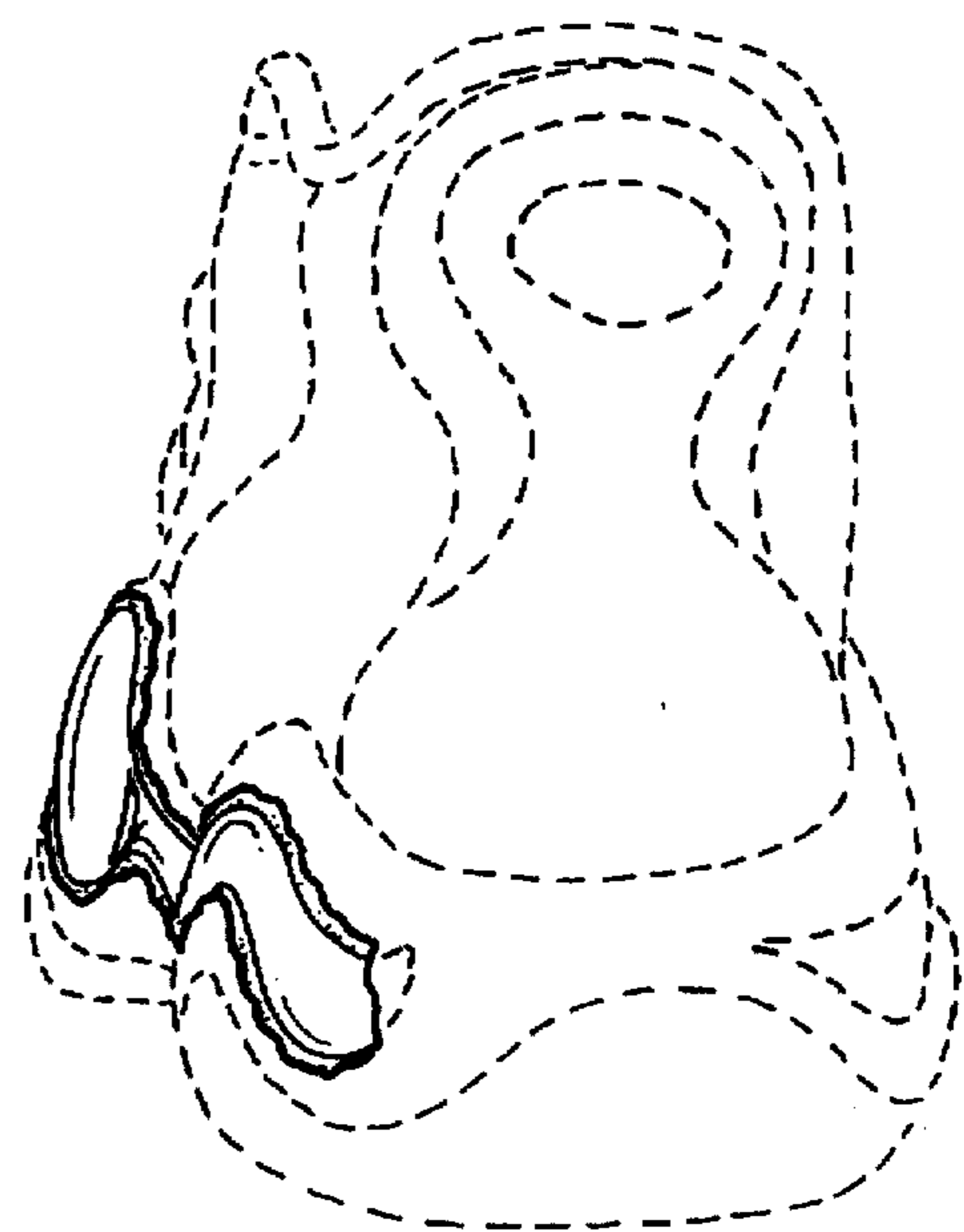


FIG. 3

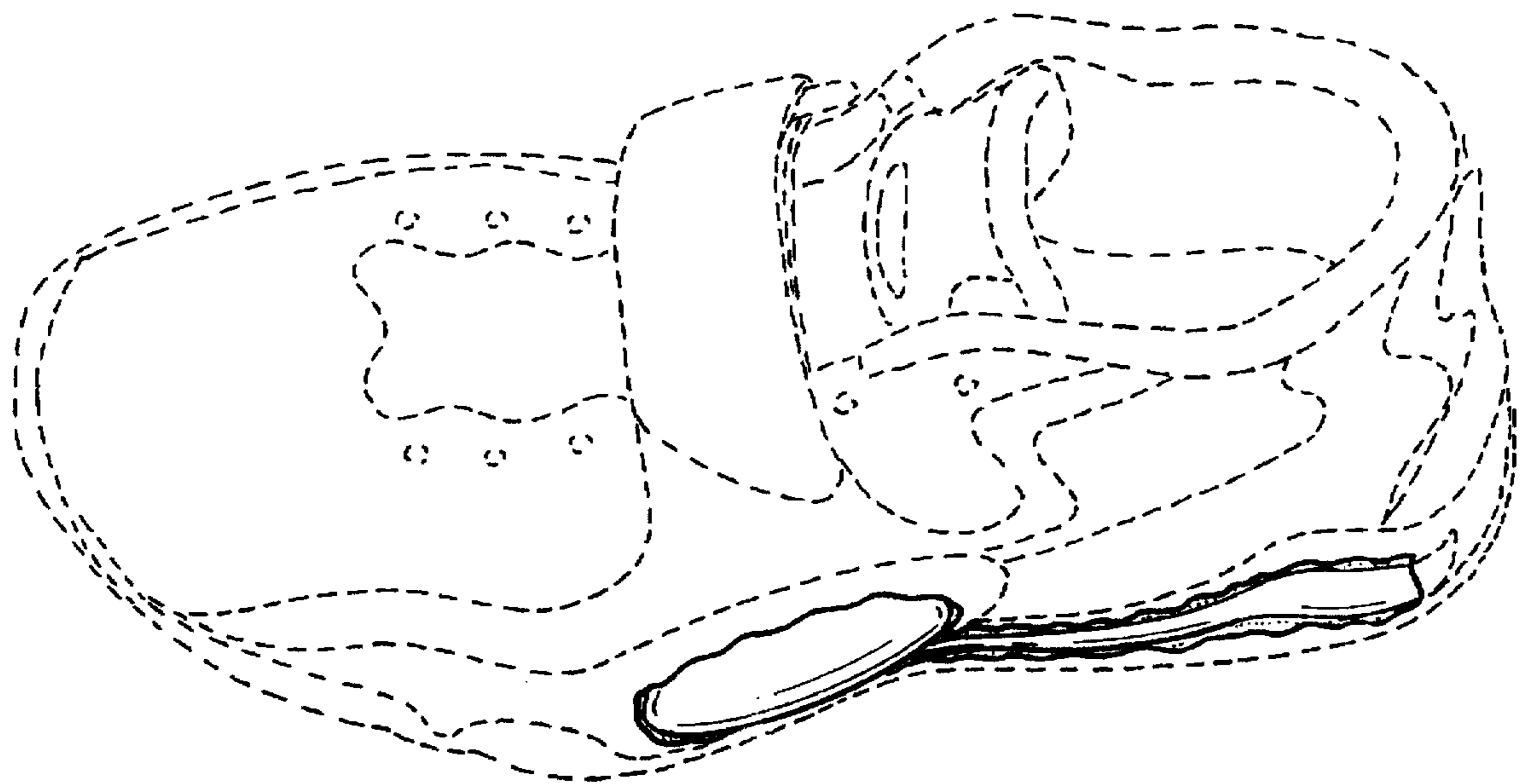


FIG. 4