



US00D385408S

United States Patent [19]

[11] Patent Number: **Des. 385,408**

Kuerbis

[45] Date of Patent: ****Oct. 28, 1997**

[54] **PORTION OF A SHOE UPPER**

[75] Inventor: **Tate E. Kuerbis**, Beaverton, Oreg.

[73] Assignee: **Nike, Inc.**, Beaverton, Oreg.

[**] Term: **14 Years**

[21] Appl. No.: **66,576**

[22] Filed: **Feb. 18, 1997**

[51] LOC (6) Cl. **02-99**

[52] U.S. Cl. **D2/972**

[58] Field of Search D2/896, 902, 907,
D2/946, 969, 970, 972-974; 36/83, 84,
45, 50.1, 53, 114

Nike Spring 1991 Footwear Catalog, p. 32, published Jun. 1990.

Nike Fall 1991 Footwear Catalog, p. 110, published Dec. 1990.

Nike Spring 1992 Footwear Catalog, p. 114, published May 1991.

Nike Fall 1992 Footwear Catalog, pp. 10, 58 and 132, published Dec. 1991.

Nike Fall 1996 Footwear Catalog, p. 24, published Dec. 1995.

Nike Holiday 1996 Footwear Catalog, pp. 22, 61 and 136, published Mar. 1996.

Nike Spring 1997 Footwear Catalog, p. 41, published Jun. 1996.

Nike Late Spring 1997 Footwear Catalog, p. 27, published Sep. 1996.

[56] **References Cited**

U.S. PATENT DOCUMENTS

D. 93,197	9/1934	Borda	D2/973
D. 254,398	3/1980	Finn	.	
D. 313,498	1/1991	Aveni	.	
D. 314,079	1/1991	Aveni	.	
D. 326,352	5/1992	Feller et al.	.	
D. 344,397	2/1994	Zelenko	.	
D. 345,253	3/1994	Lucas	.	
D. 346,897	5/1994	Morris et al.	.	
D. 349,600	8/1994	Close	.	
D. 361,425	8/1995	Backus	.	
D. 376,901	12/1996	Avar	.	
2,034,091	3/1936	Dunbar	.	

OTHER PUBLICATIONS

Nike Fall 1989 Footwear Catalog, p. 58, published Dec. 1988.

Nike Spring 1990 Footwear Catalog, p. 42, published Jun. 1989.

Primary Examiner—Dominic Simone

Attorney, Agent, or Firm—Banner & Witcoff, Ltd.

[57] **CLAIM**

The ornamental design for a portion of a shoe upper, as shown and described.

DESCRIPTION

FIG. 1 is a side elevational view of a portion of a shoe upper showing my new design;

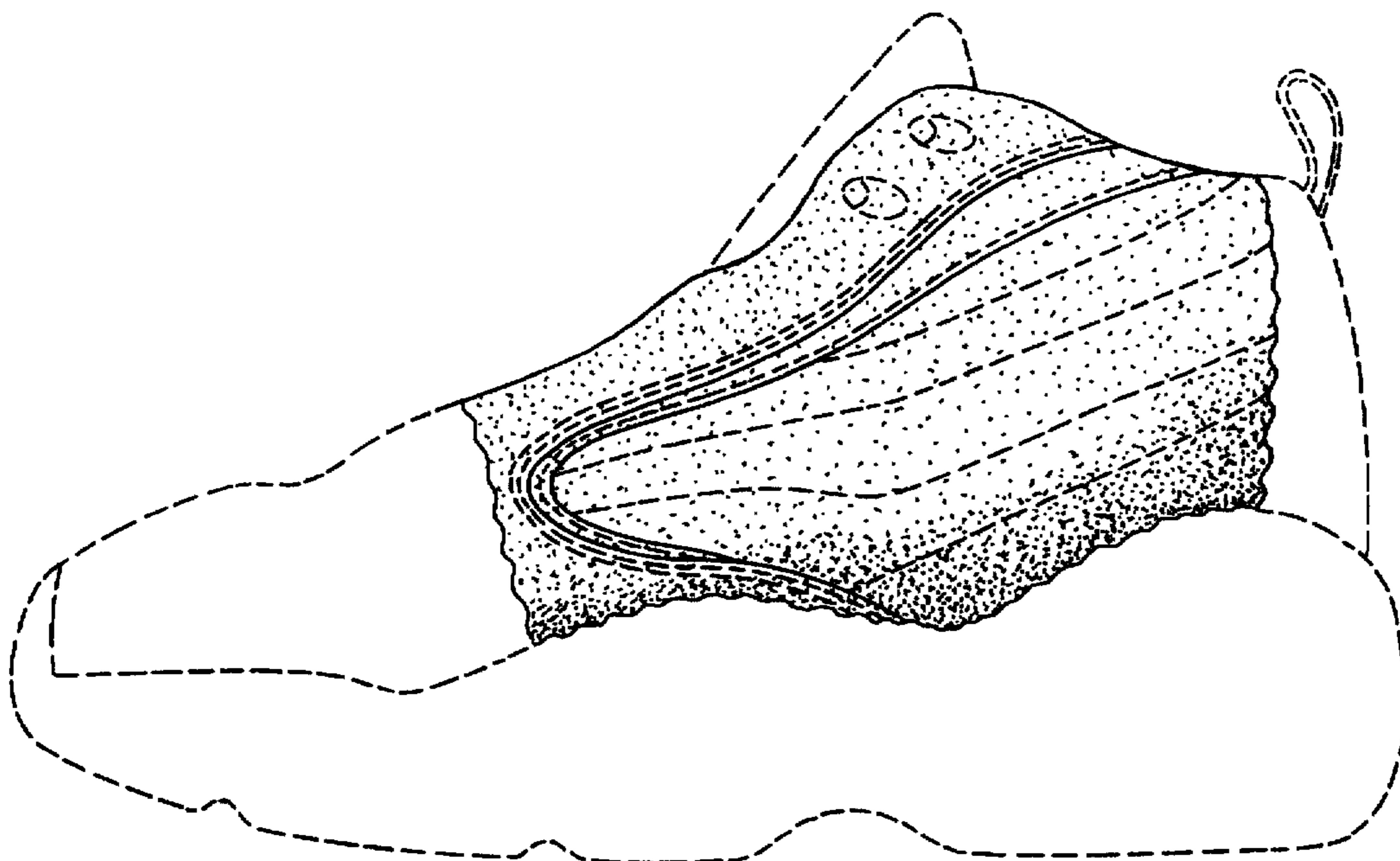
FIG. 2 is a front perspective view thereof;

FIG. 3 is a rear perspective view thereof; and,

FIG. 4 is a top plan view thereof.

The broken line showing of a shoe sole and the remaining portion of the upper in FIGS. 1-4 is for illustrative purposes only and forms no part of the claimed design.

1 Claim, 2 Drawing Sheets



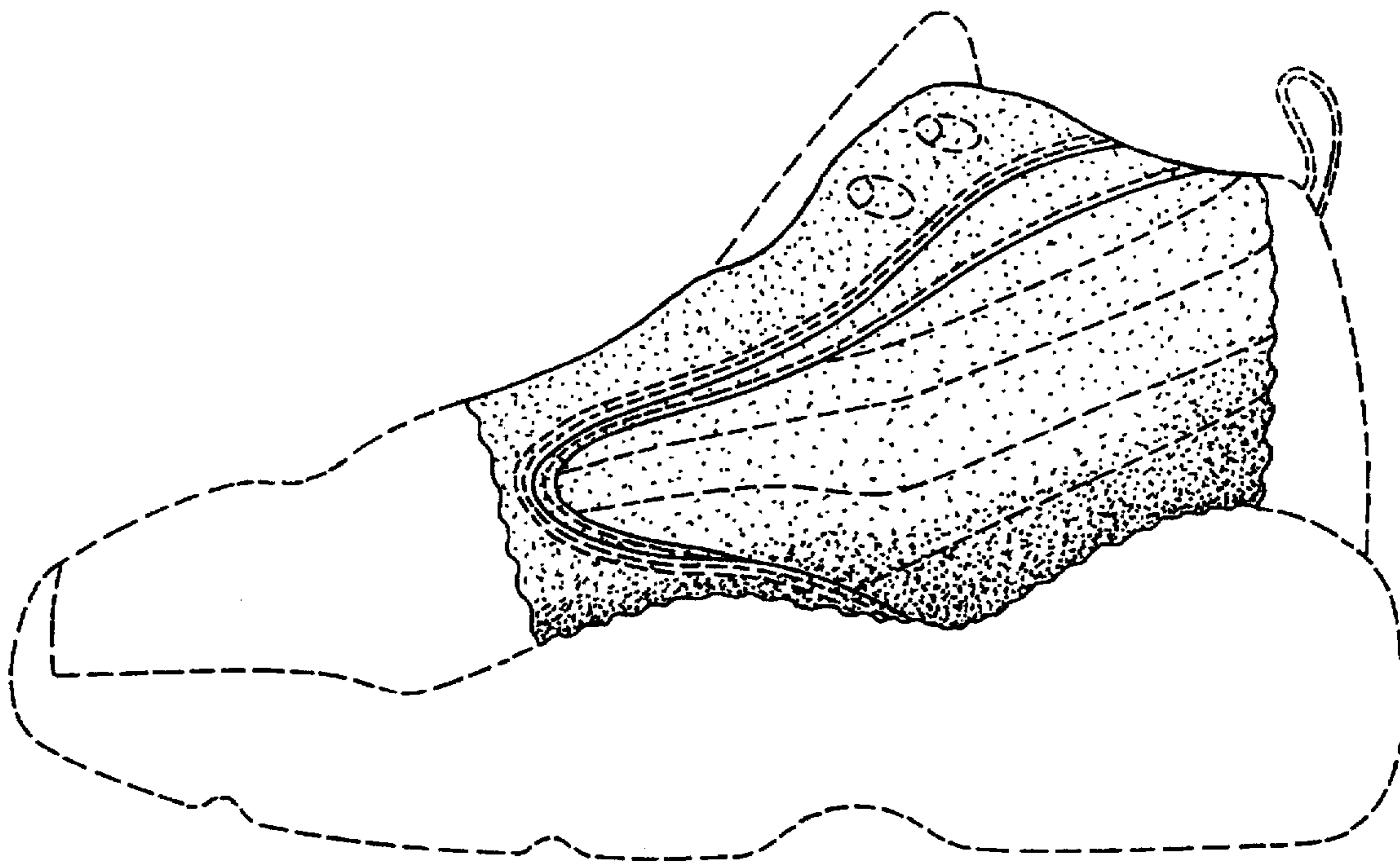


FIG. 1

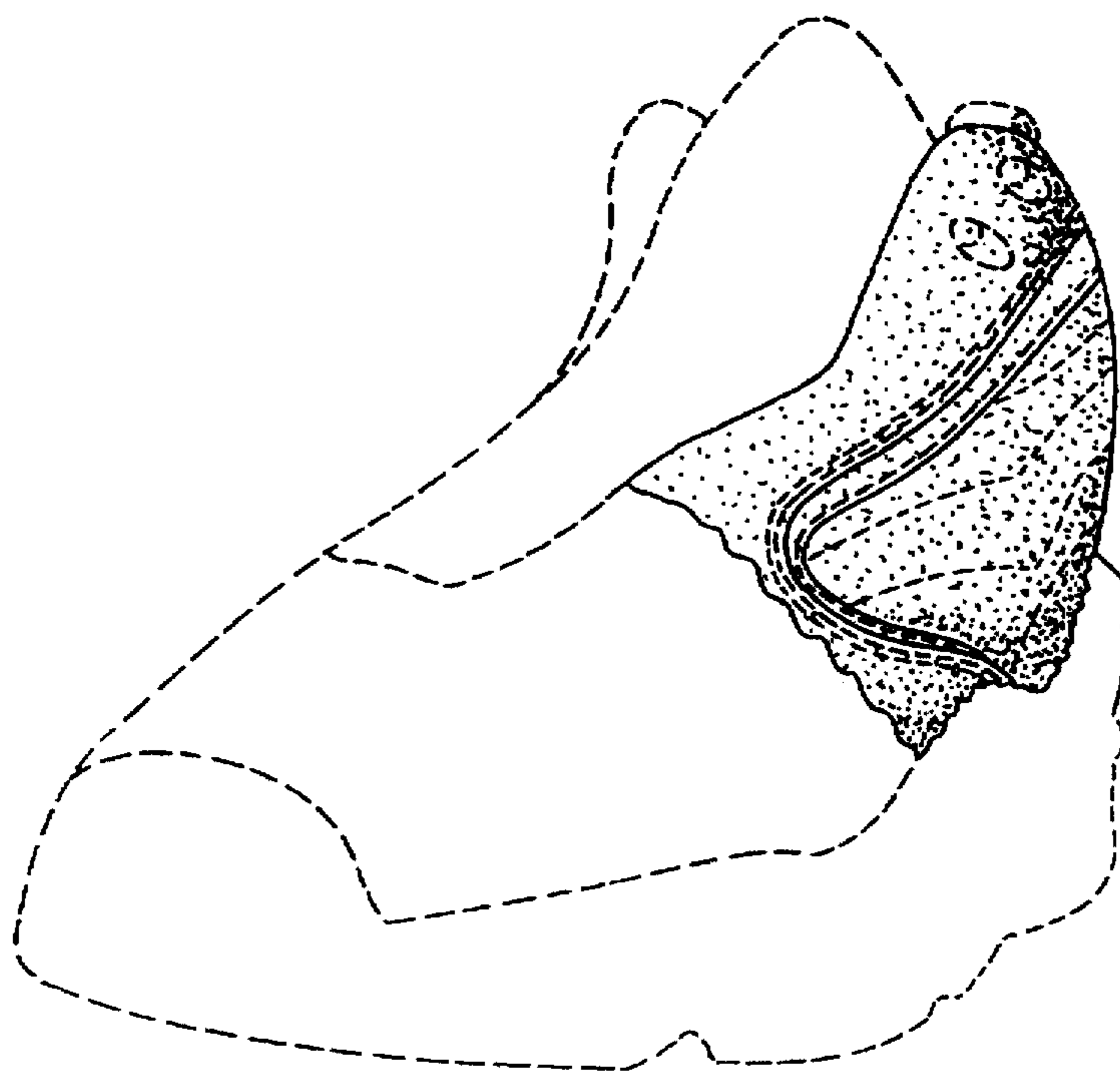


FIG. 2

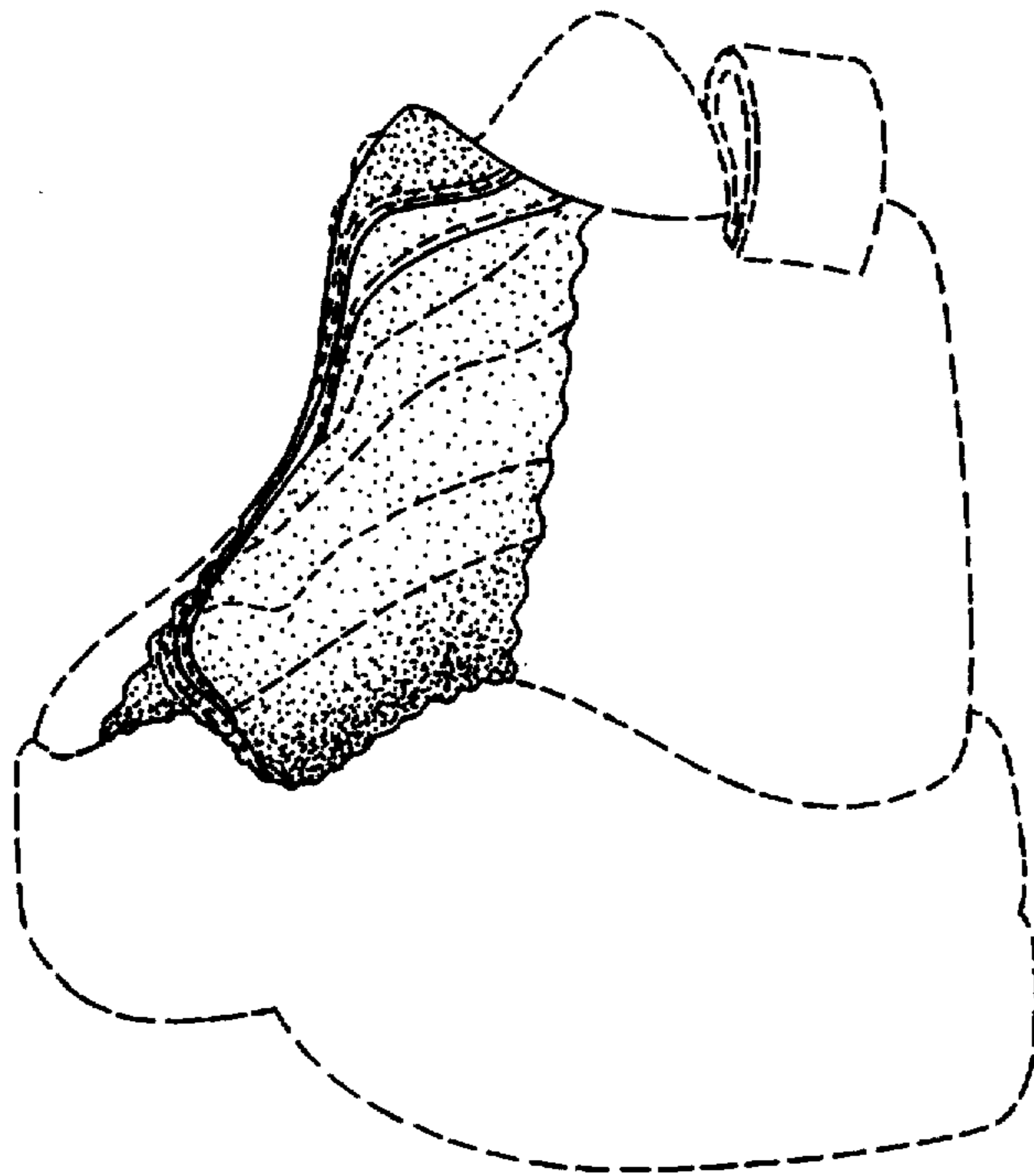


FIG. 3

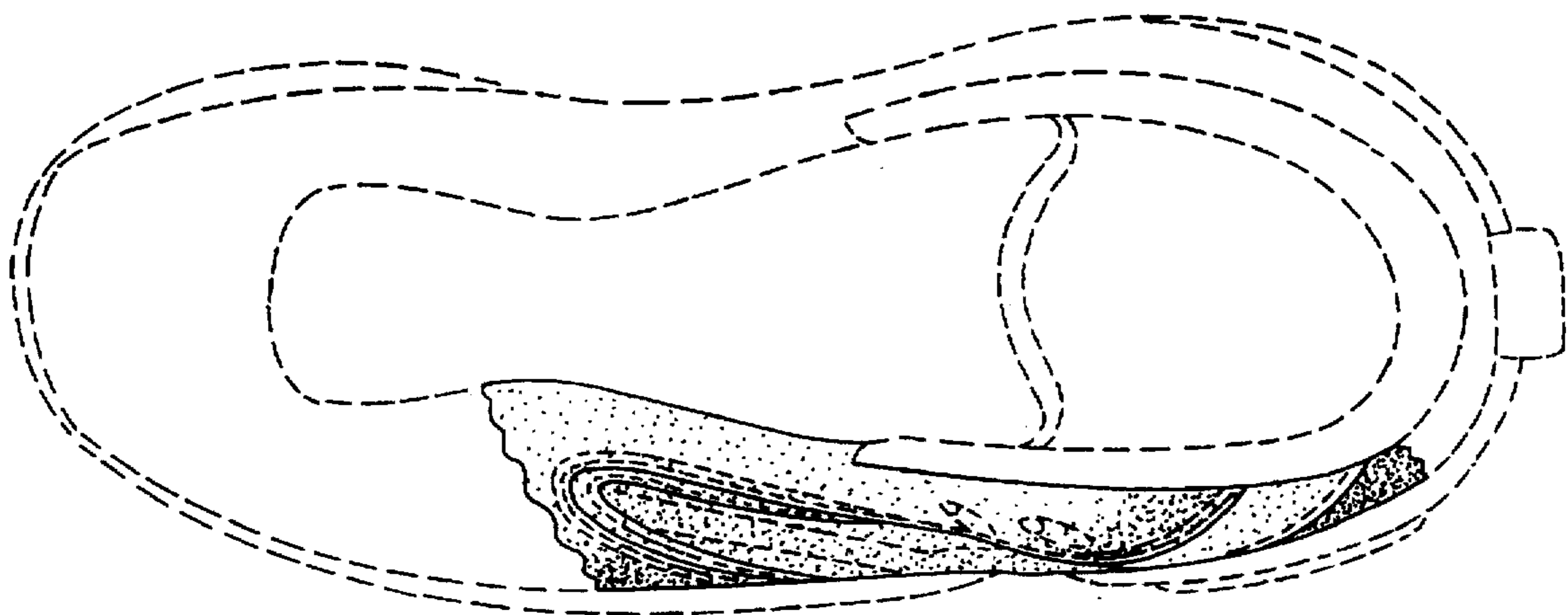


FIG. 4