

US00D385399S

United States Patent [19]
Worthington

[11] **Patent Number: Des. 385,399**
[45] **Date of Patent: **Oct. 28, 1997**

[54] **SIDE ELEMENT OF A SHOE UPPER**

[75] Inventor: **William J. Worthington**, Portland, Oreg.
[73] Assignee: **Nike, Inc.**, Beaverton, Oreg.
[**] Term: **14 Years**
[21] Appl. No.: **55,535**
[22] Filed: **Jun. 6, 1996**
[51] LOC (6) Cl. **02-99**
[52] U.S. Cl. **D2/972**
[58] Field of Search D2/896, 902, 907, D2/946, 969, 972, 976, 973; 36/114, 116, 136, 45, 47, 48, 50.1

OTHER PUBLICATIONS

NIKE Spring 1996 Footwear Catalog, published Aug. 1995, pp. 24, 37, 52, 60, 61, 62, 156 and 164.
NIKE Holiday 1995 Footwear Catalog, published Mar. 1995, pp. 6, 39 and 40.
NIKE Fall 1995 Footwear Catalog, published Nov. 1994, pp. 10, 37 and 120.
NIKE Late Spring 1995 Footwear Catalog, published Sep. 1994, pp. 9 and 71.
NIKE Spring 1995 Footwear Catalog, published Jun. 1994, p. 21.
NIKE Holiday 1994 Footwear Catalog, published Mar. 1994, pp. 14, 64 and 78.
NIKE Fall 1994 Footwear Catalog, published Nov. 1993, pp. 28, 114 and 140.

Primary Examiner—Dominic Simone
Attorney, Agent, or Firm—Banner & Witcoff, Ltd.

[56] **References Cited**

U.S. PATENT DOCUMENTS

- D. 298,982 12/1988 Lussier .
- D. 304,387 11/1989 Brown .
- D. 331,146 11/1992 Brown et al. .
- D. 345,246 3/1994 Greene .
- D. 346,272 4/1994 Cessor .
- D. 347,109 5/1994 Avar .
- D. 347,317 5/1994 Avar .
- D. 351,058 10/1994 Hatfield et al. .
- D. 355,069 2/1995 Aveni .
- D. 356,209 3/1995 Avar .
- D. 356,439 3/1995 Teague D2/970
- D. 357,794 5/1995 Avar et al. D2/969
- D. 357,796 5/1995 Crowley, II .
- D. 362,111 9/1995 Avar .
- D. 377,712 2/1997 Avar et al. D2/972
- 5,377,430 1/1995 Hatfield et al. .

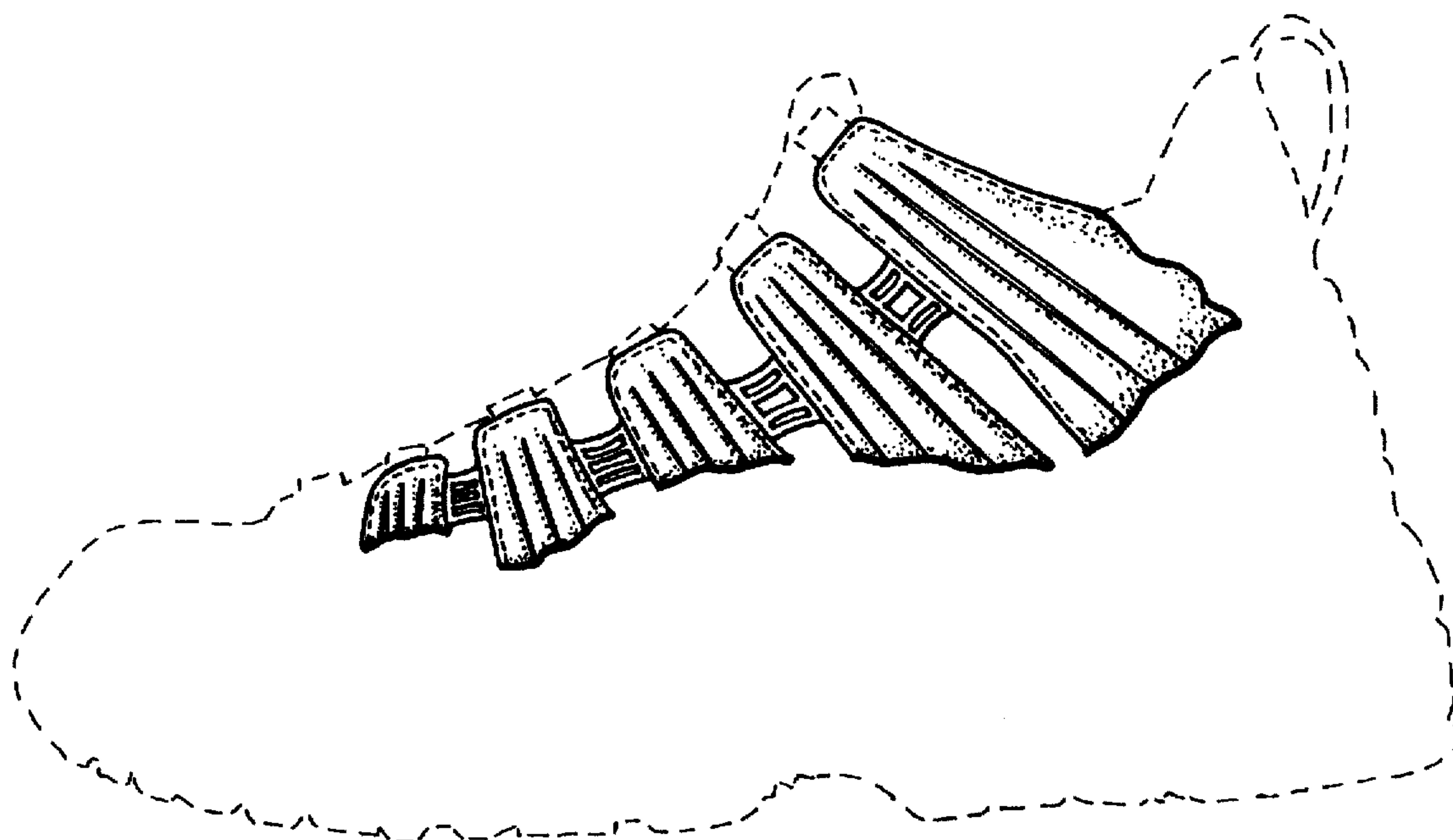
[57] **CLAIM**

The ornamental design for a side element of a shoe upper, as shown and described.

DESCRIPTION

FIG. 1 is a side elevational view of a side element of a shoe upper showing my new design;
FIG. 2 is a front elevational view thereof;
FIG. 3 is a rear elevational view thereof; and,
FIG. 4 is a top plan view thereof.
The broken line showing of a shoe and the remaining portion of the upper shown in FIGS. 1-4 is for illustrative purposes only and forms no part of the claimed design.

1 Claim, 2 Drawing Sheets



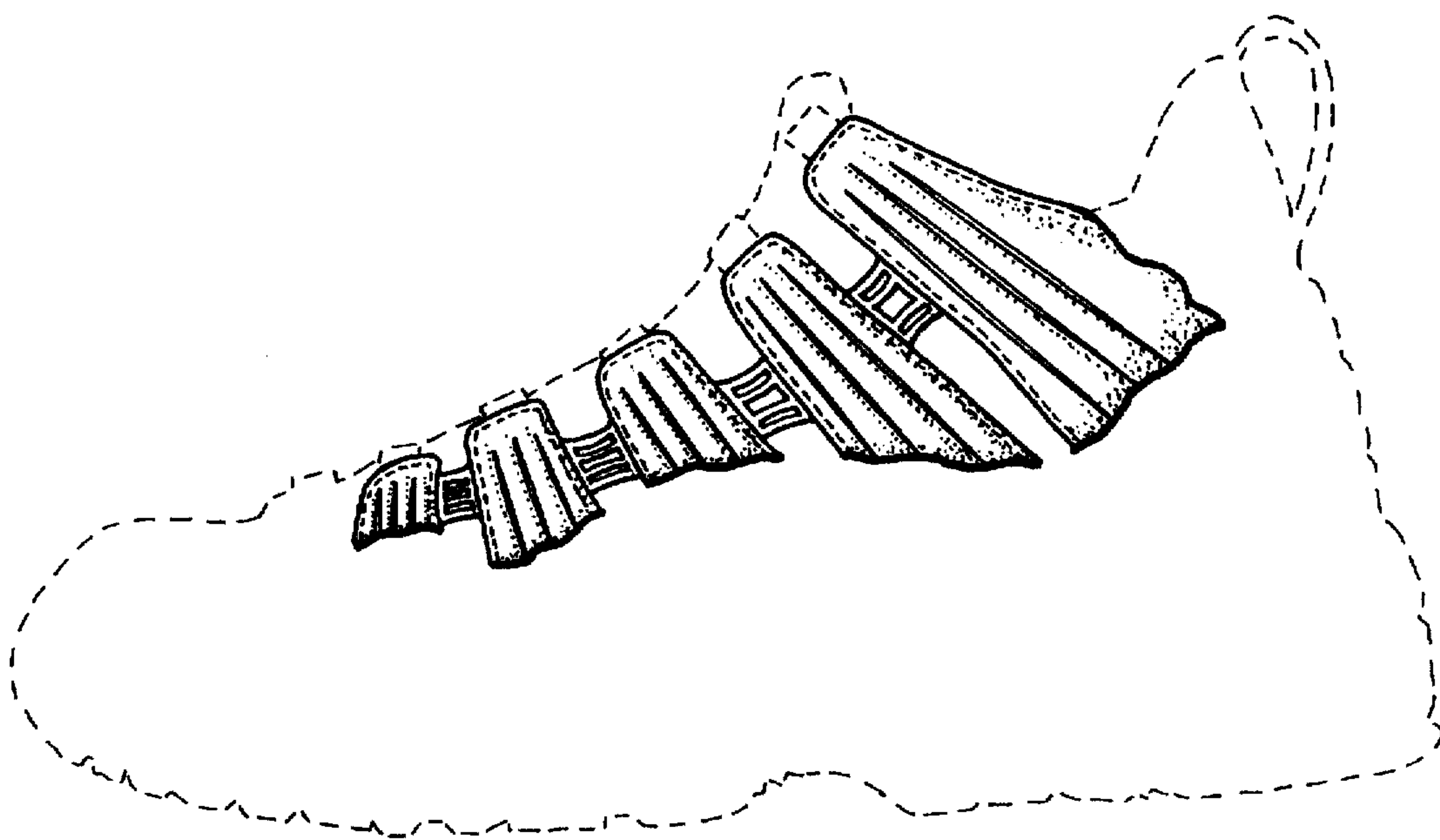


FIG. 1

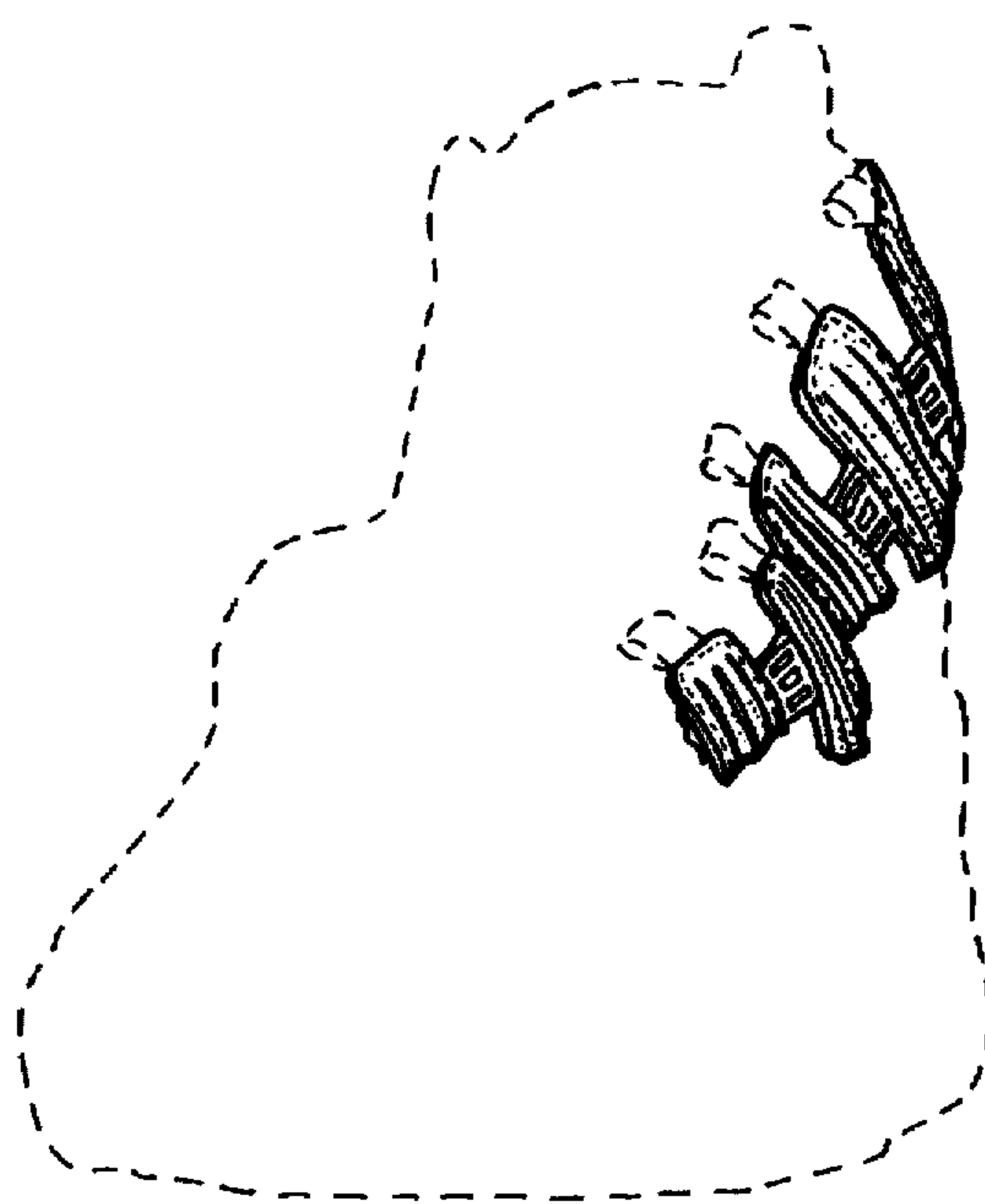


FIG. 2

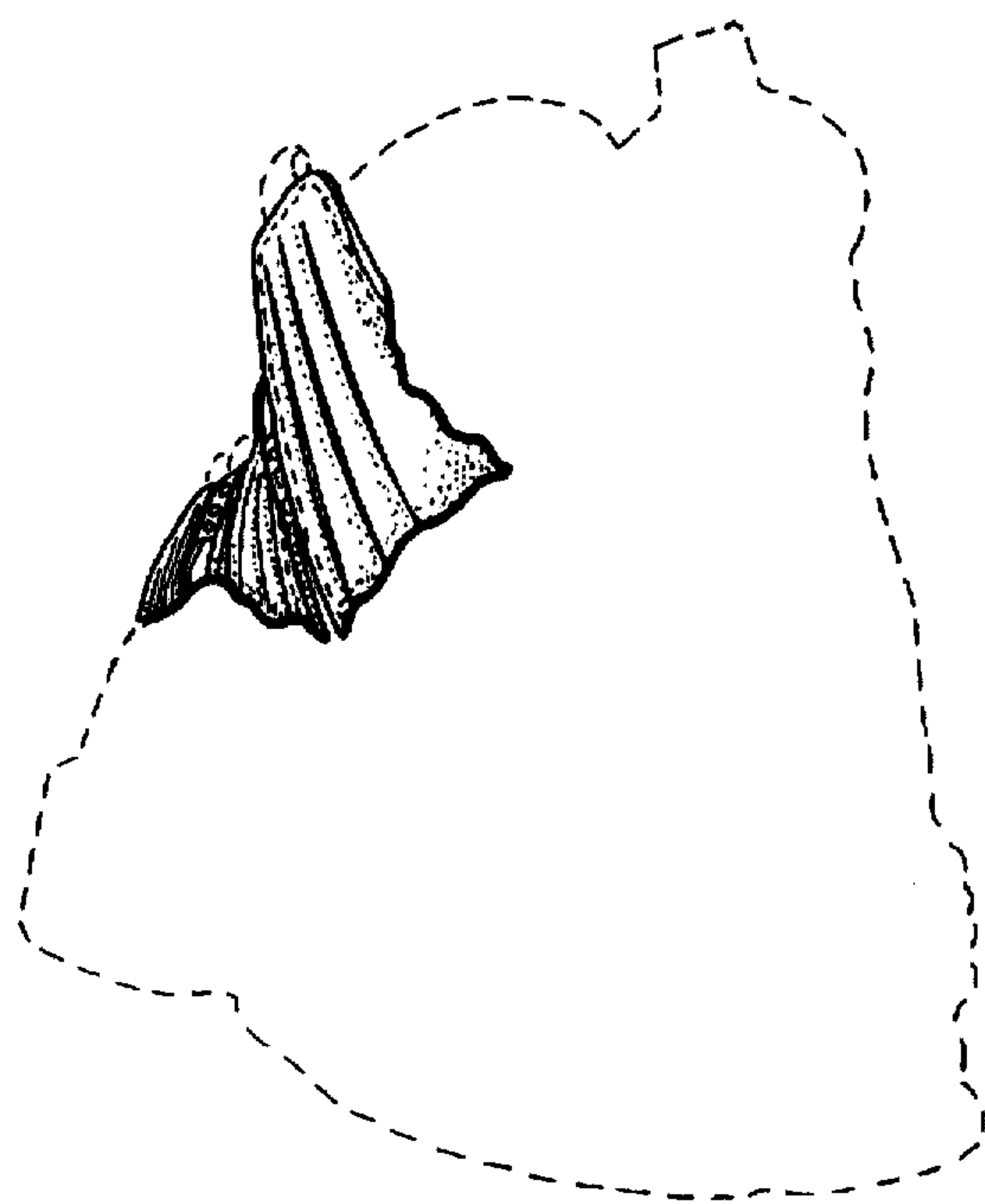


FIG. 3

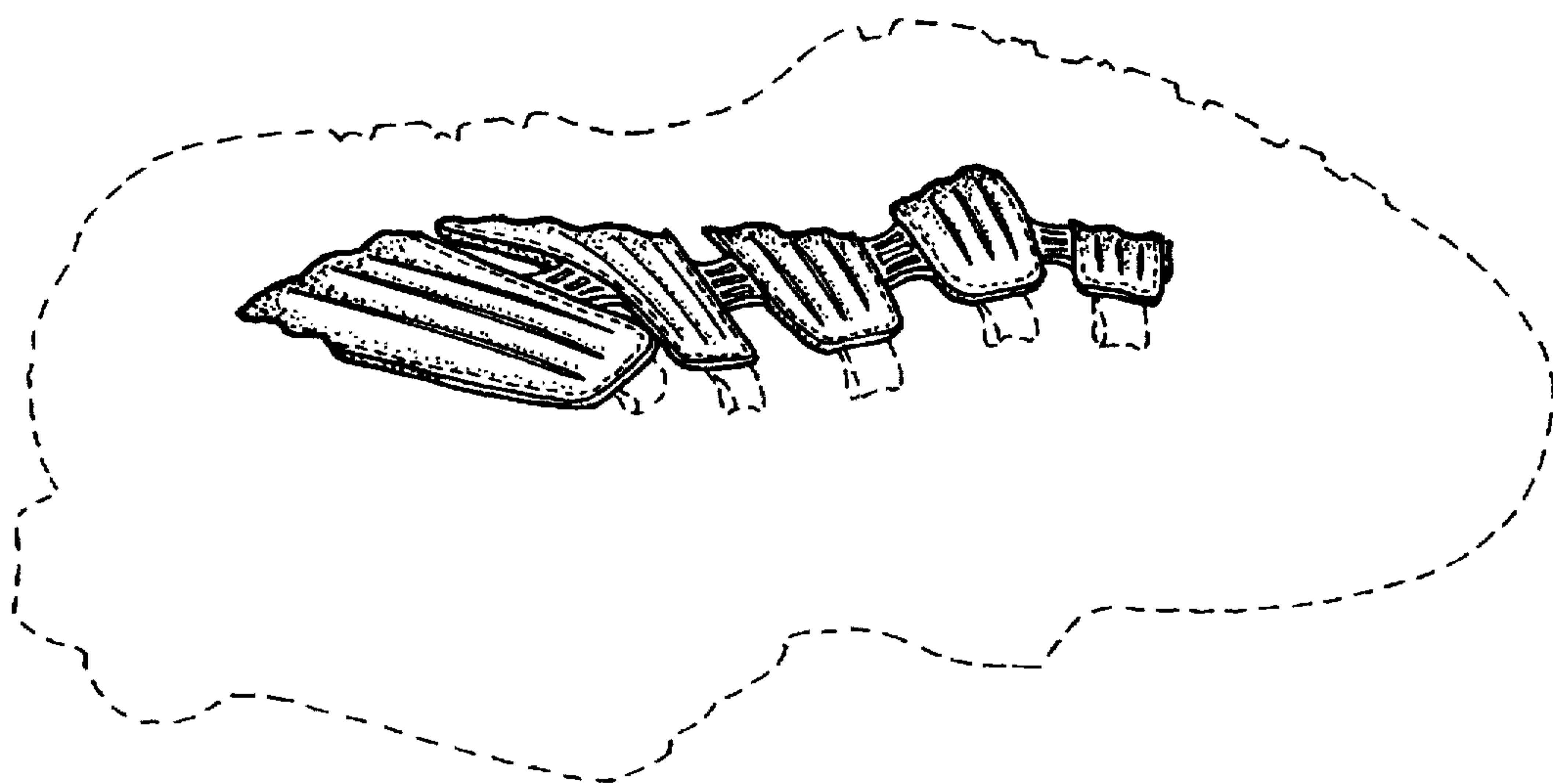


FIG. 4