

US00D385398S

United States Patent [19]

[11] Patent Number: **Des. 385,398**

Avar

[45] Date of Patent: ****Oct. 28, 1997**

[54] **ELEMENT OF A SHOE UPPER**

[75] Inventor: **Eric P. Avar**, Aloha, Oreg.

[73] Assignee: **Nike, Inc.**, Beaverton, Oreg.

[**] Term: **14 Years**

[21] Appl. No.: **55,532**

[22] Filed: **Jun. 6, 1996**

[51] LOC (6) Cl. **02-99**

[52] U.S. Cl. **D2/972**

[58] Field of Search D2/896, 902, 907,
D2/946, 947, 970, 972-974; 36/83, 84,
45, 50.114, 34 R. 53

[56] **References Cited**

U.S. PATENT DOCUMENTS

- D. 296,146 6/1988 McCrea .
- D. 299,082 12/1988 McCrea .
- D. 299,184 1/1989 McCrea .
- D. 325,811 5/1992 Backus et al. .
- D. 330,626 11/1992 McDonald et al. .
- D. 342,604 12/1993 Avar .
- D. 343,724 2/1994 Smith .
- D. 345,246 3/1994 Greene .
- D. 352,389 11/1994 Close et al. .

- D. 356,435 3/1995 Vignola et al. .
- D. 370,992 6/1996 Preskar et al. .
- D. 374,340 10/1996 Avar D2/972
- 5,628,128 5/1997 Miller et al. 36/114 X

Primary Examiner—Dominic Simone
Attorney, Agent, or Firm—Banner & Witcoff, Ltd.

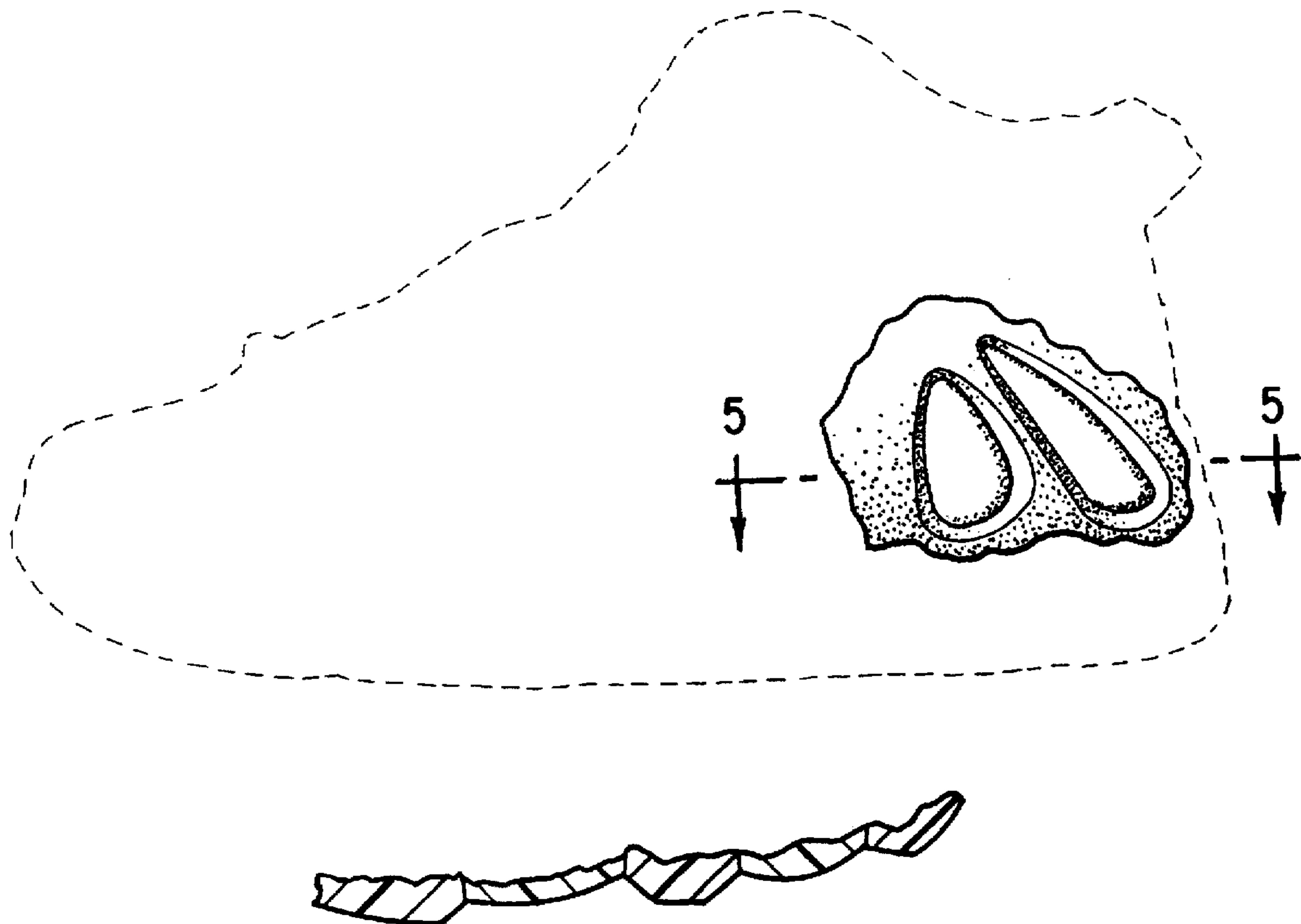
[57] **CLAIM**

The ornamental design for an element of a shoe upper, as shown and described.

DESCRIPTION

FIG. 1 is a side elevational view of an element of a shoe upper showing my new design;
 FIG. 2 is a frontal perspective view of the element of a shoe upper of FIG. 1;
 FIG. 3 is a rear perspective view of the element of a shoe upper of FIG. 1;
 FIG. 4 is a top plan view of the element of a shoe upper of FIG. 1; and,
 FIG. 5 is an enlarged cross-sectional view taken generally along the line 5—5 of FIG. 1.
 The broken line showing of the remainder of the shoe is for illustration purposes only and forms no part of the claimed design.

1 Claim, 3 Drawing Sheets



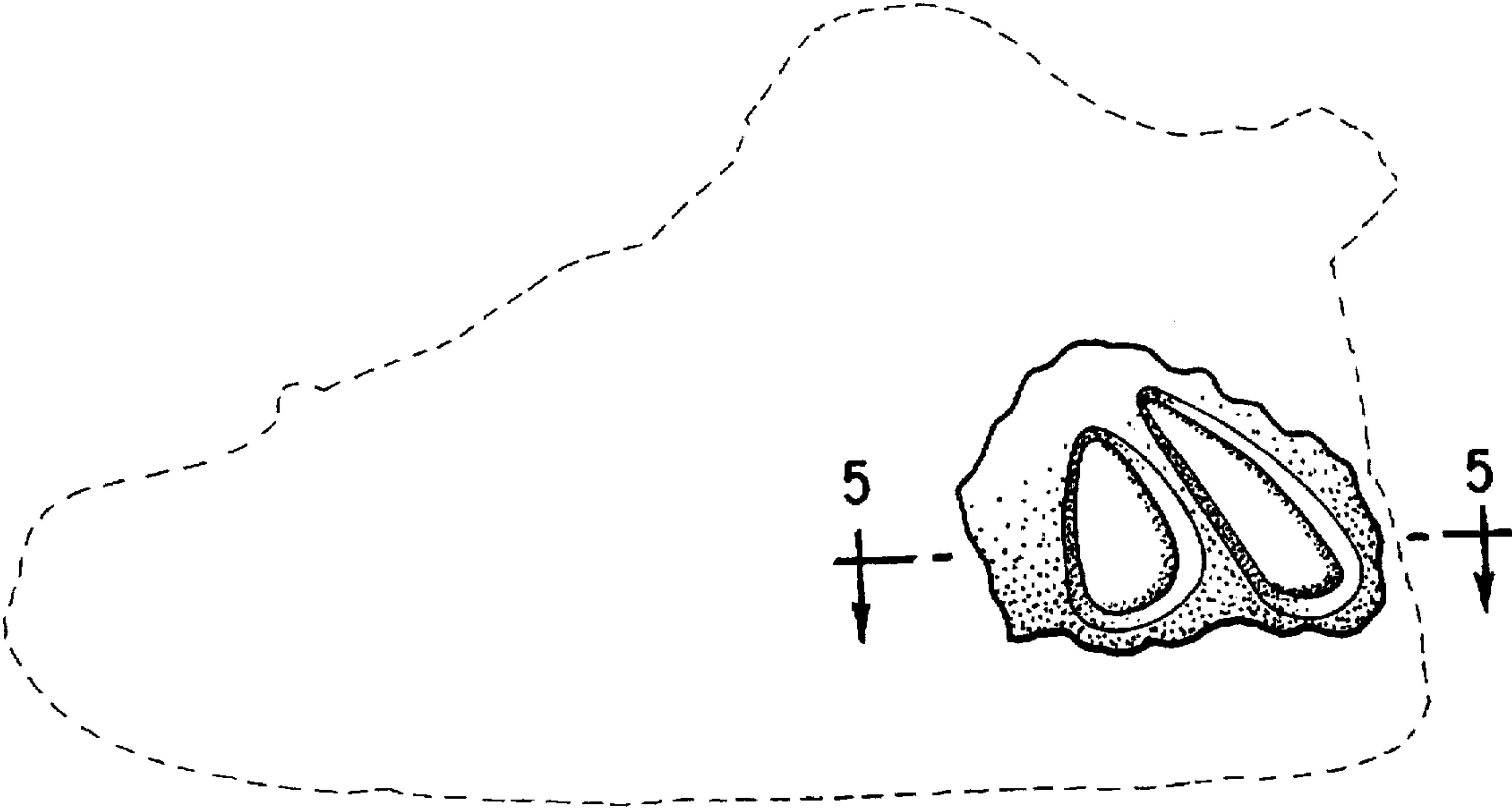


FIG. 1

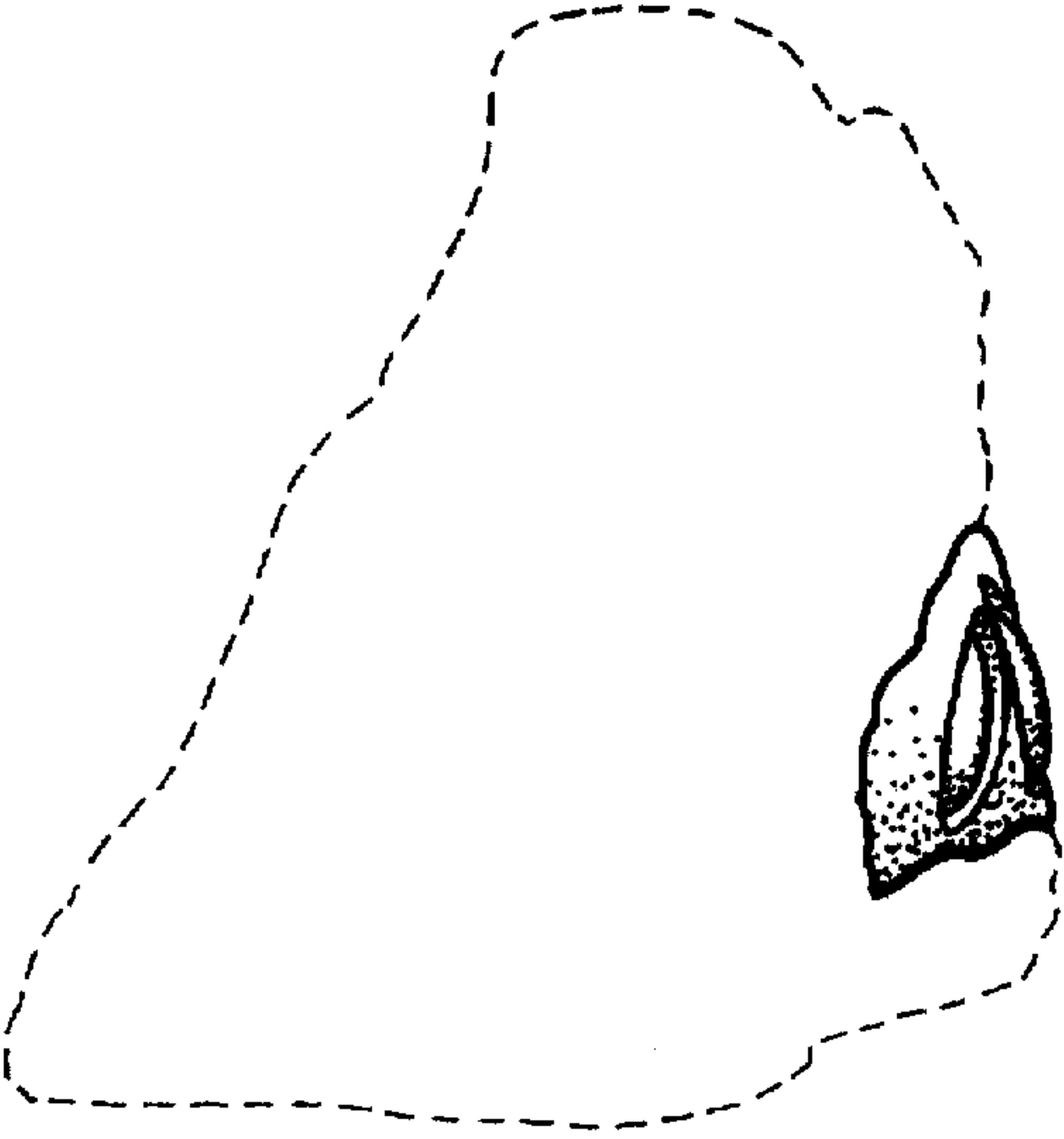


FIG. 2

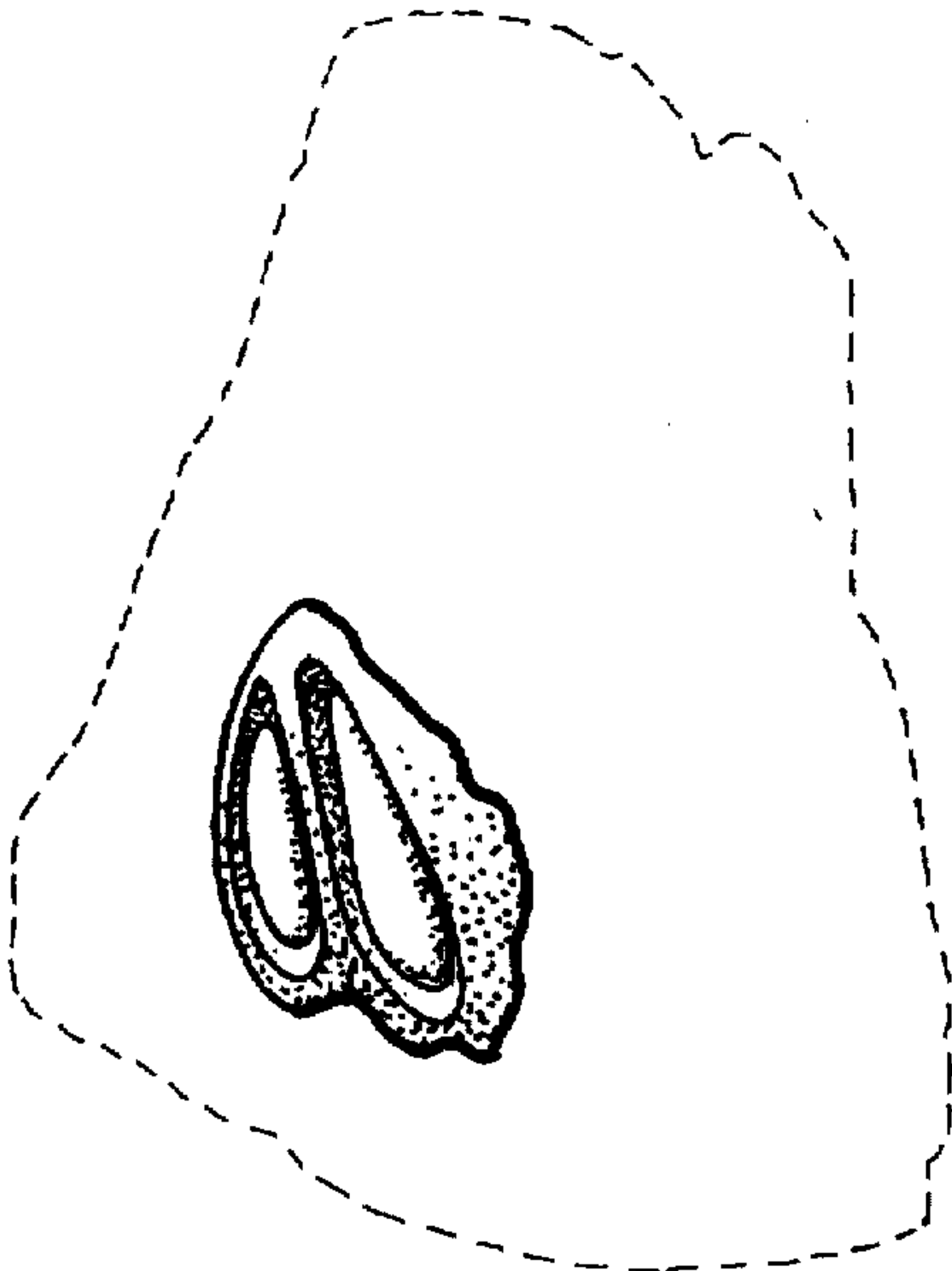


FIG. 3

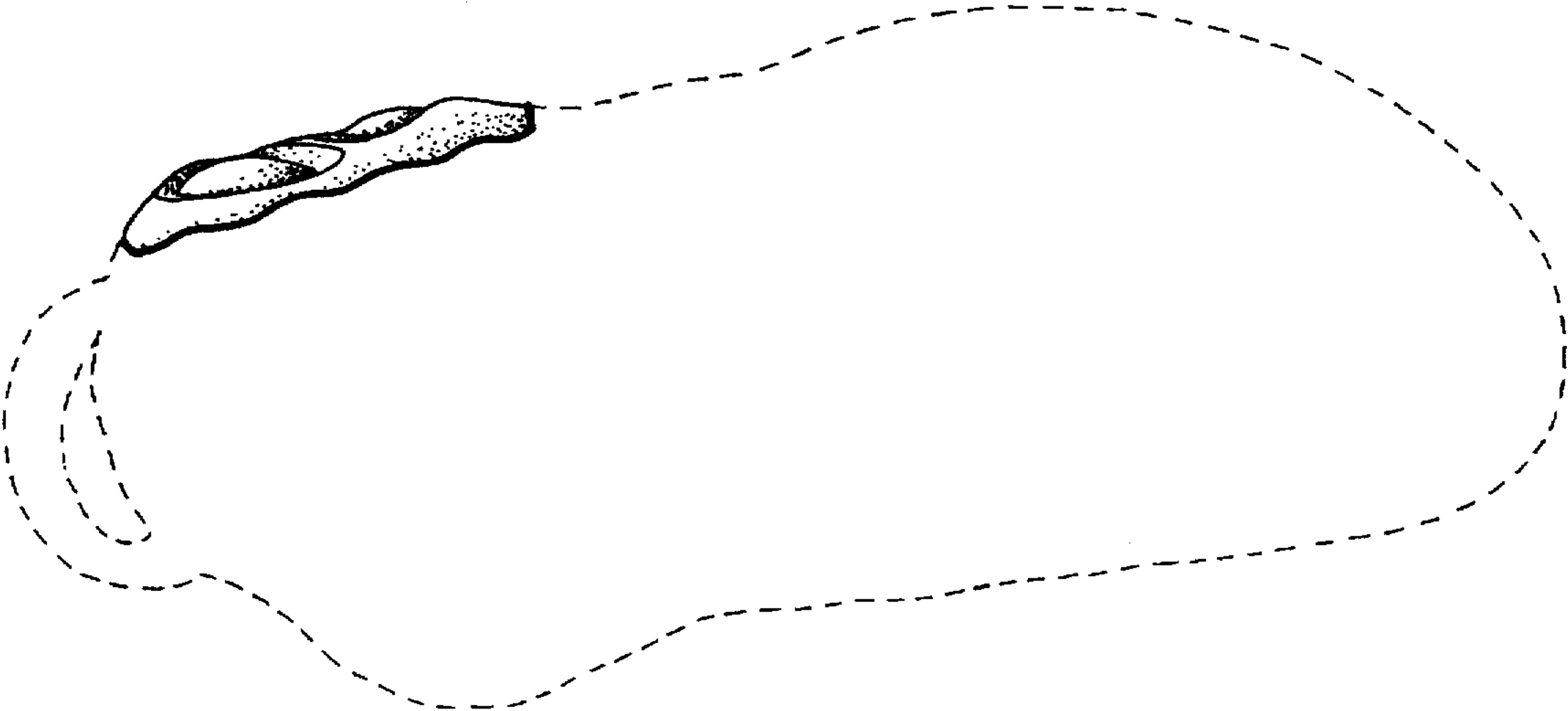


FIG. 4



FIG. 5