



US00D385397S

United States Patent [19]

[11] Patent Number: **Des. 385,397**

Duclos et al.

[45] Date of Patent: ****Oct. 28, 1997**

[54] **SHOE UPPER**

[75] Inventors: **Gary P. Duclos**, Newburyport, Mass.;
Joseph D. Boyer, Newington, N.H.

[73] Assignee: **The Timberland Company**, Stratham,
N.H.

[**] Term: **14 Years**

[21] Appl. No.: **48,272**

[22] Filed: **Dec. 22, 1995**

[51] LOC (6) Cl. **02-04**

[52] U.S. Cl. **D2/970**

[58] Field of Search D2/969, 970, 910,
D2/911, 912; 36/45, 50.1, 84, 89, 102-107,
112-114, 132, 136

[56] **References Cited**

U.S. PATENT DOCUMENTS

- D. 248,512 7/1978 Nova et al. D2/912
- D. 253,317 11/1979 Negrin D2/912
- D. 341,937 12/1993 Minkin D2/970

OTHER PUBLICATIONS

Cabela's 1993 Spring, p. 208, Borger Wading Boot.
Cabela's 1993 Spring p. 214, Dakota Boot.
Johnston & Murphy, Fall 1994, Lindsey Boot.

Primary Examiner—Doris V. Coles

[57] **CLAIM**

The ornamental design for a shoe upper, as shown and described.

DESCRIPTION

FIG. 1 is a front, top and right side perspective view of a shoe upper according to our design; FIG. 2 is a left side view thereof; FIG. 3 is a top view thereof; FIG. 4 is a front view thereof; and, FIG. 5 is a rear view thereof.

The broken line showing of a shoe sole in the drawings is for illustrative purposes and forms no part of the claimed design.

1 Claim, 4 Drawing Sheets





FIG. 1



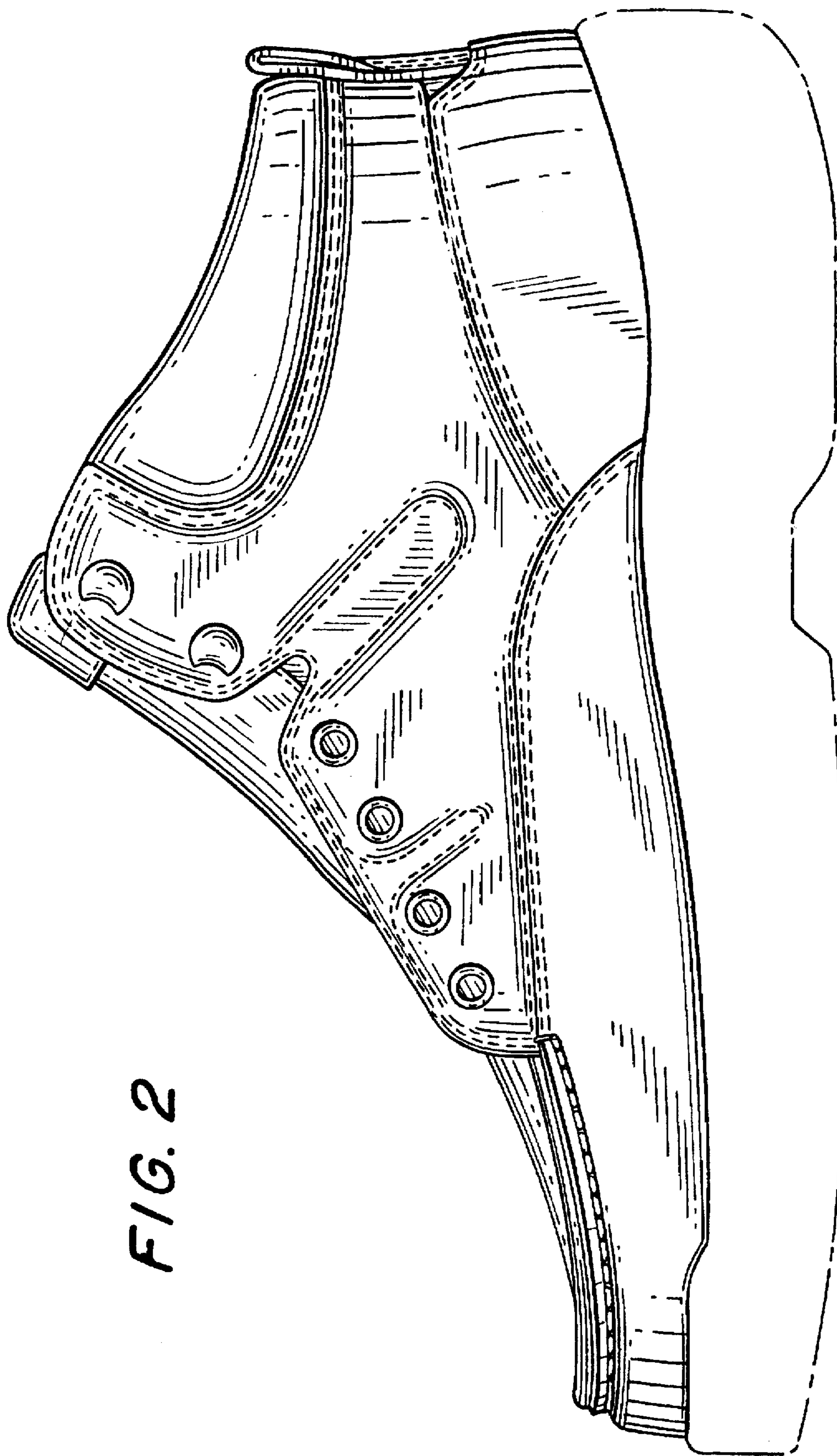


FIG. 2

FIG. 3

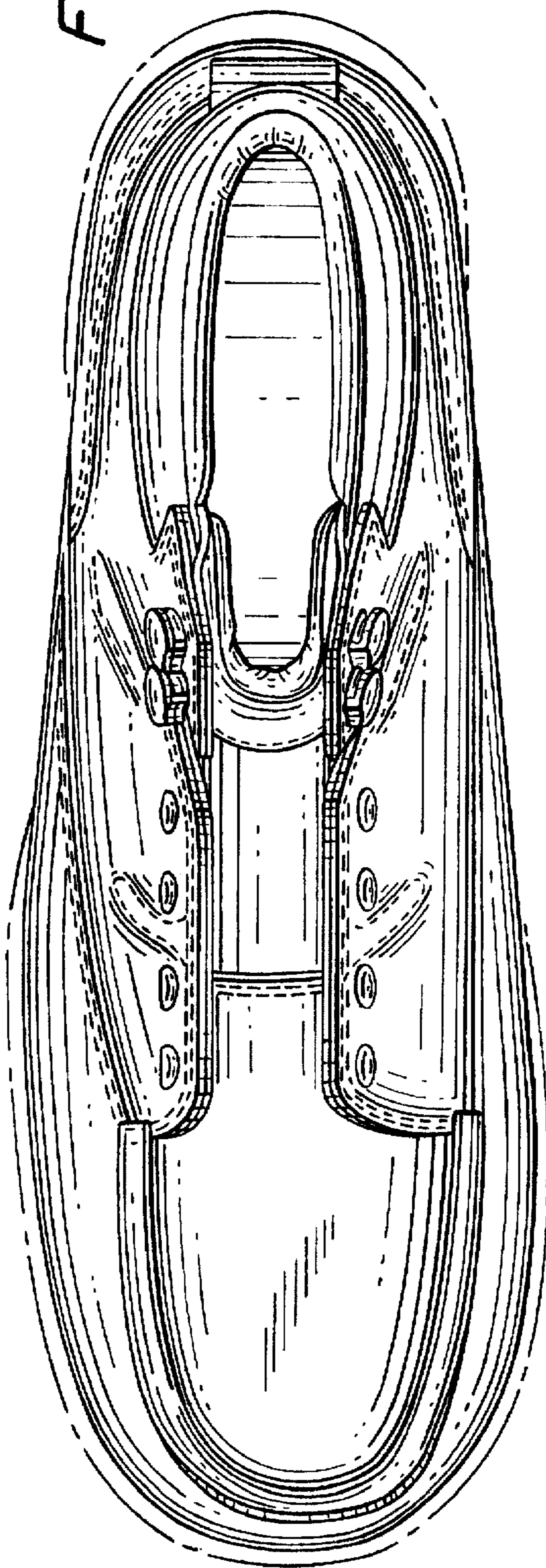


FIG. 5

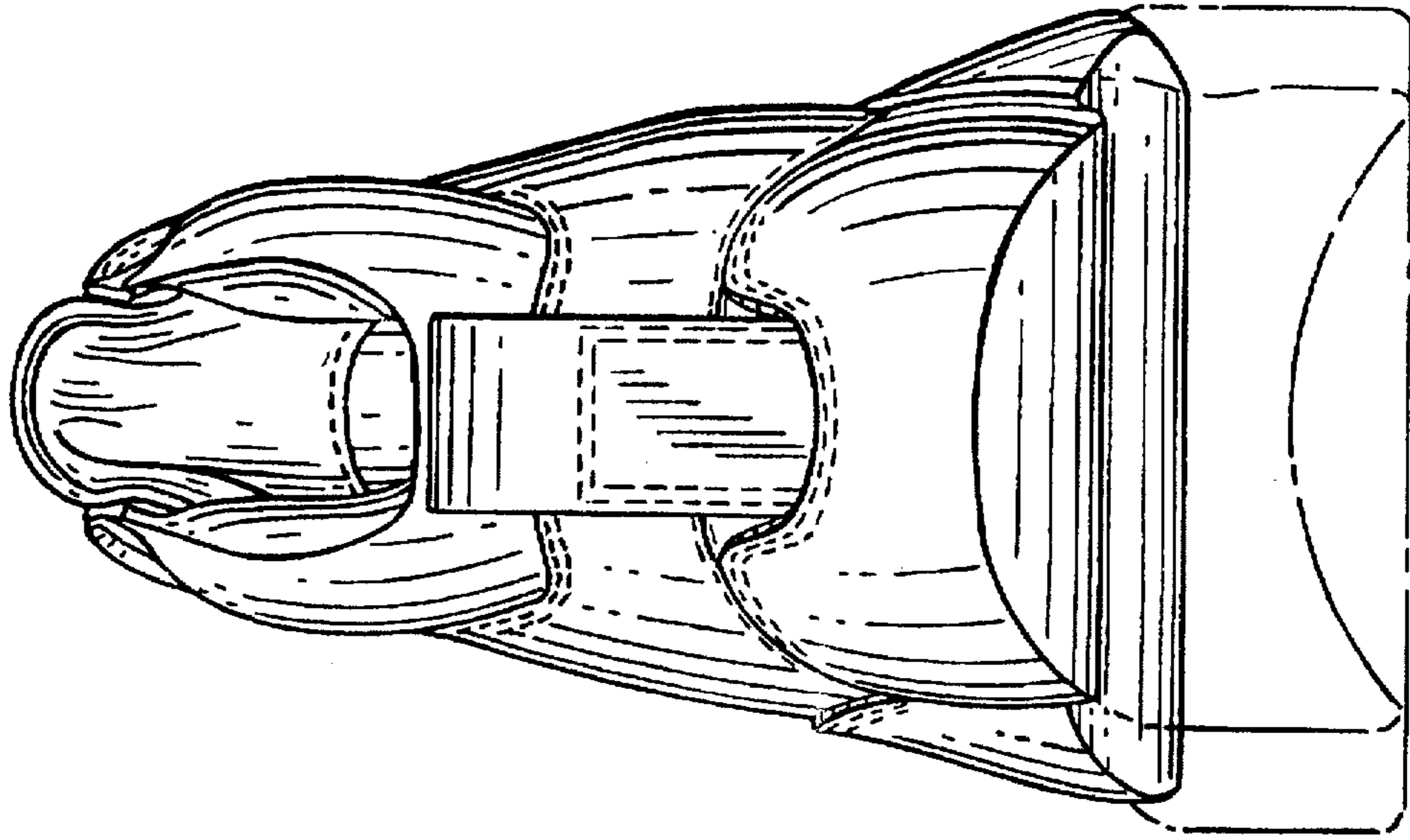


FIG. 4

