



US00D385394S

United States Patent [19]

[11] Patent Number: **Des. 385,394**

Passke et al.

[45] Date of Patent: ****Oct. 28, 1997**

[54] **BLADDER FOR SHOE SOLE**
[75] Inventors: **Joel L. Passke**, Portland; **James C. Sell, Jr.**, Beaverton, both of Oreg.

4,999,931 3/1991 Vermeulen 36/29
5,042,176 8/1991 Rudy 36/29
5,220,737 6/1993 Edington 36/28
5,224,278 7/1993 Jeon 36/29
5,335,382 8/1994 Huang .

[73] Assignee: **Nike, Inc.**, Beaverton, Oreg.

FOREIGN PATENT DOCUMENTS

[**] Term: **14 Years**

0 215 974 9/1985 European Pat. Off. .

[21] Appl. No.: **58,960**

OTHER PUBLICATIONS

[22] Filed: **Aug. 27, 1996**

Exhibits A-H, Photographs of Bladders.

[51] LOC (6) Cl. **02-04**

Primary Examiner—Doris V. Coles

[52] U.S. Cl. **D2/961**

[57] CLAIM

[58] Field of Search D2/961, 946; 36/28, 36/29, 34 R, 35 R, 89, 43, 114, 137

The ornamental design for a bladder for a shoe sole, as shown and described.

[56] References Cited

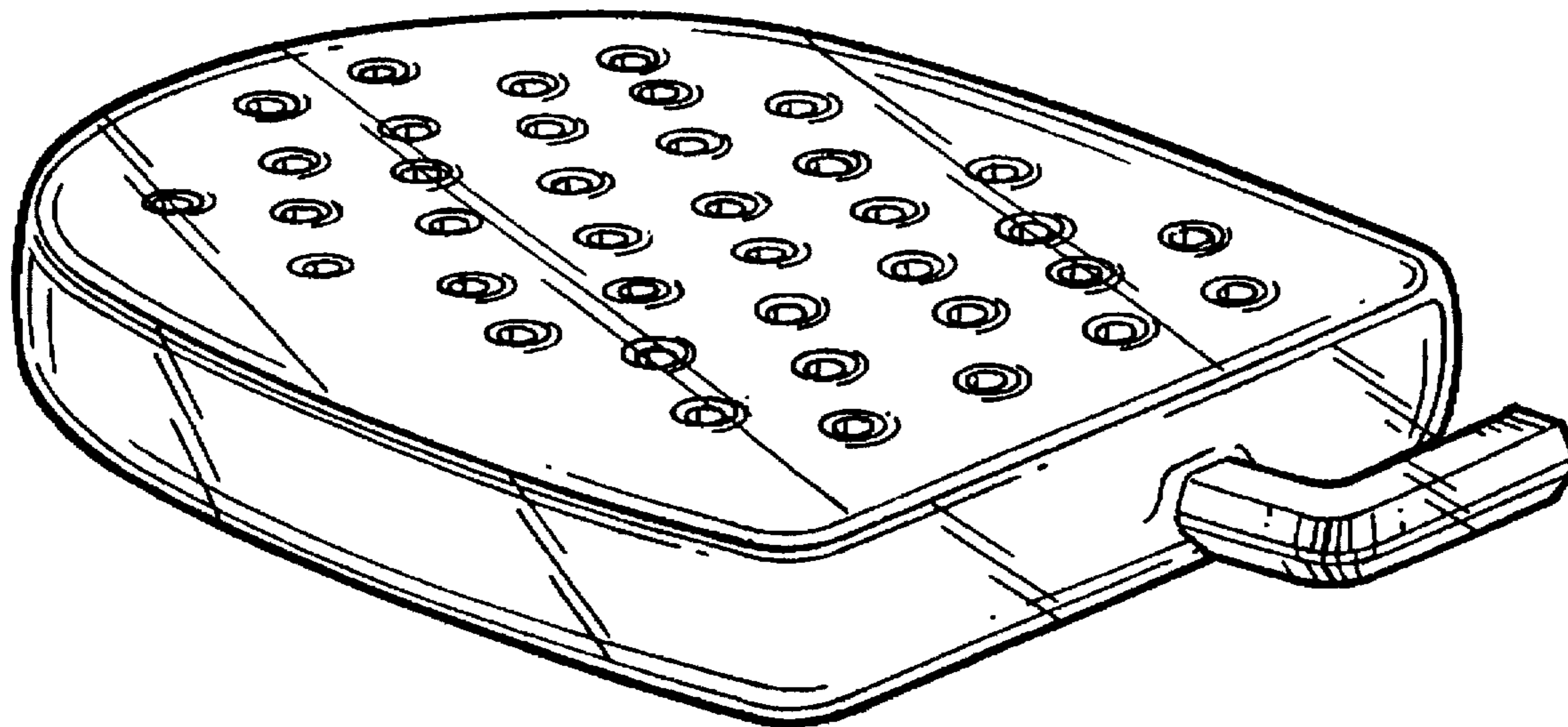
DESCRIPTION

U.S. PATENT DOCUMENTS

| | | | | |
|------------|---------|----------------|-------|--------|
| D. 127,724 | 6/1941 | Margolin | | D2/961 |
| D. 336,772 | 6/1993 | Forland et al. | . | |
| D. 339,906 | 10/1993 | Frachey et al. | | D2/946 |
| D. 343,504 | 1/1994 | Lee | | D2/961 |
| D. 345,249 | 3/1994 | Sell, Jr. | | D2/961 |
| D. 355,755 | 2/1995 | Kilgore | | D2/964 |
| D. 364,034 | 11/1995 | Lee et al. | | D2/961 |
| 2,080,469 | 5/1937 | Gilbert | . | |
| 3,044,190 | 7/1962 | Urbany | . | |
| 4,670,995 | 6/1987 | Huang | | 36/29 |
| 4,768,295 | 9/1988 | Ito | | 36/28 |
| 4,912,861 | 4/1990 | Huang | | 36/29 |
| 4,936,029 | 6/1990 | Rudy | | 36/29 |

FIG. 1 is a perspective view of a bladder for a shoe sole showing our new design;
FIG. 2 is a top plan view thereof; the bottom view being a mirror image thereof;
FIG. 3 is a right side elevational view thereof;
FIG. 4 is a left side elevational view thereof;
FIG. 5 is a rear elevational view thereof;
FIG. 6 is a front elevational view thereof; and,
FIG. 7 is a cross-sectional view taken along the line 7—7 of FIG. 2.

1 Claim, 2 Drawing Sheets



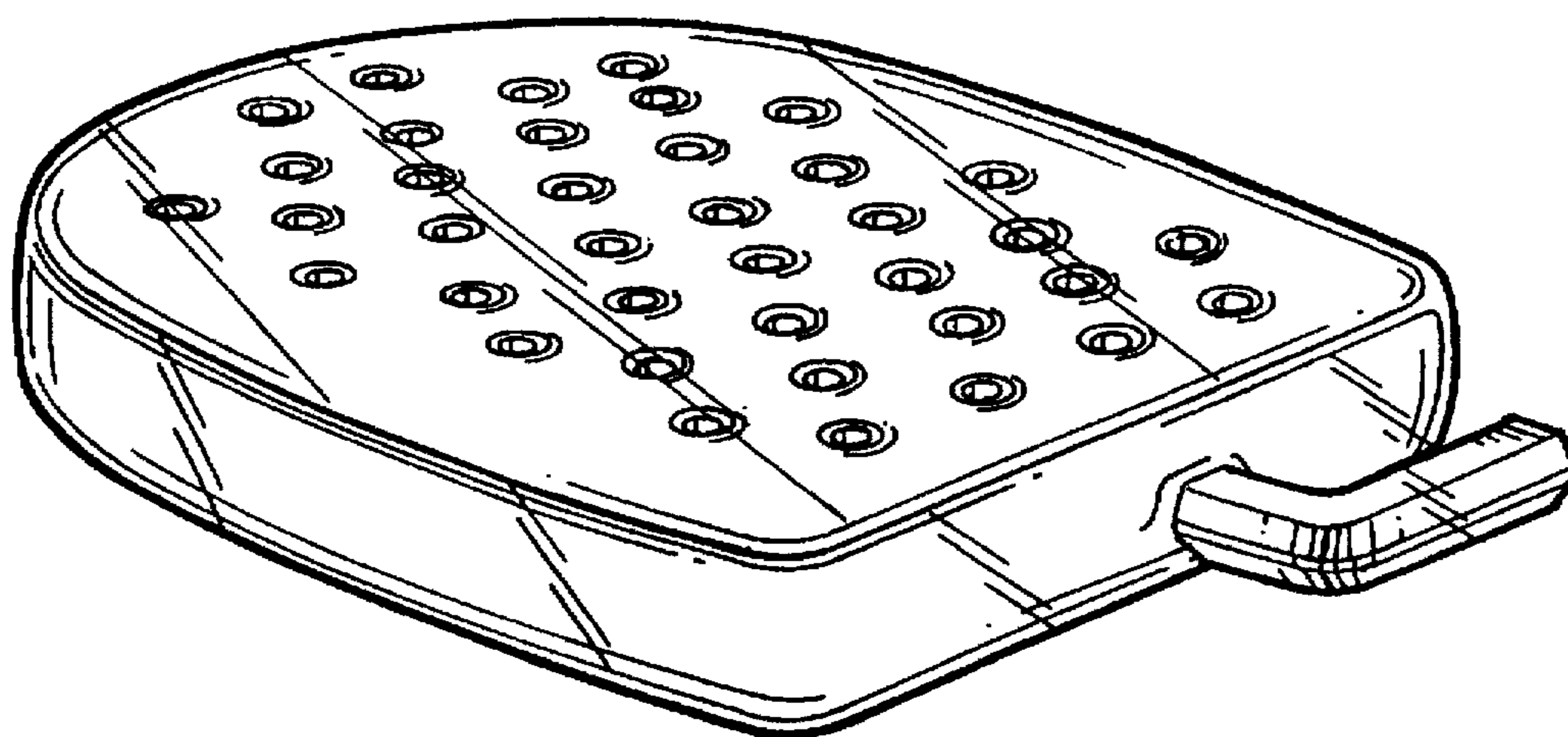


FIG. 1

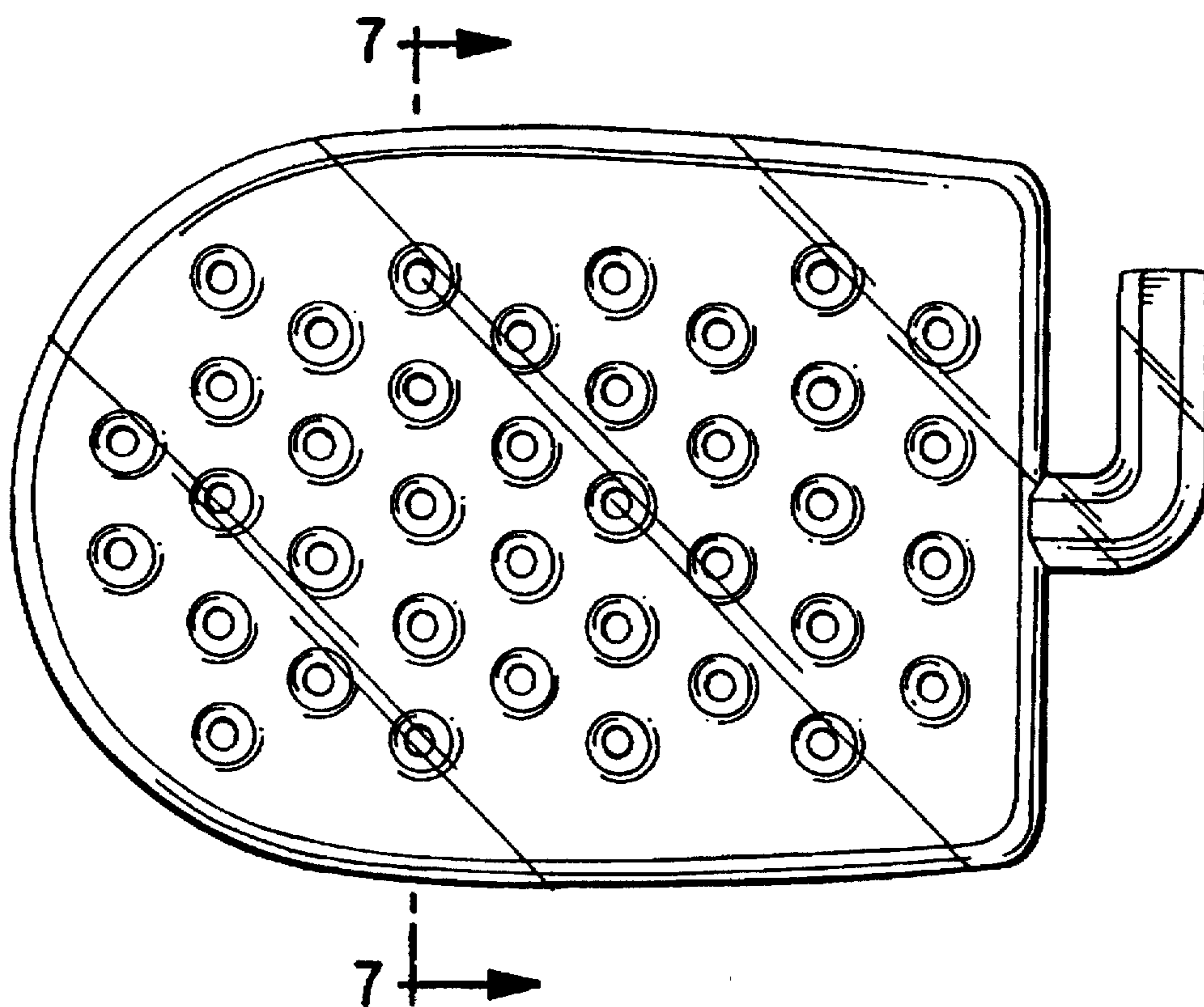


FIG. 2

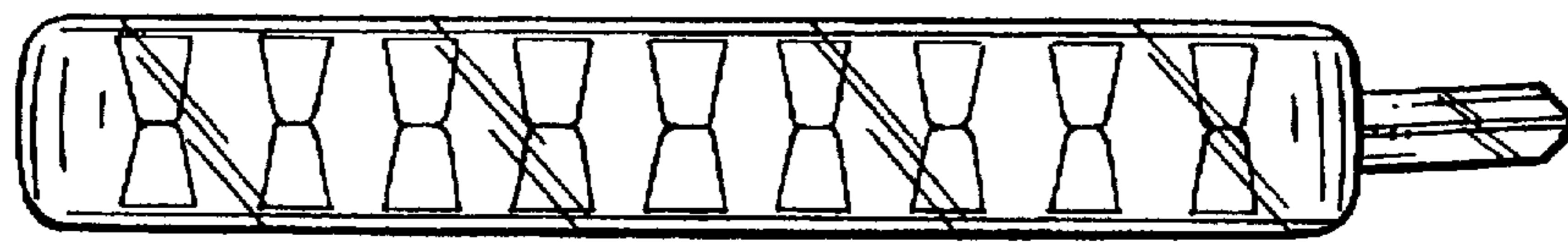


FIG. 3




FIG. 4



FIG. 5




FIG. 6



FIG. 7