



US00D385390S

United States Patent [19]

[11] Patent Number: **Des. 385,390**

Liou

[45] Date of Patent: ****Oct. 28, 1997**

[54] **SHOE SOLE**

D. 377,710	2/1997	Poust	D2/914
4,896,441	1/1990	Glasso	36/3 B
5,195,254	3/1993	Tyng	36/3 B
5,322,056	6/1994	Menghi et al.	36/11.5

[76] Inventor: **Yaw-Tyng Liou**, P. O. Box 82-144,
Taipei, Taiwan

[**] Term: **14 Years**

Primary Examiner—Celia Murphy
Attorney, Agent, or Firm—Alfred Lei

[21] Appl. No.: **57,239**

[57] **CLAIM**

[22] Filed: **Jul. 19, 1996**

The ornamental design for a shoe sole, as shown and described.

[51] LOC (6) Cl. **02-04**

[52] U.S. Cl. **D2/953**

[58] Field of Search D2/897, 902, 906,
D2/908, 914, 916, 919, 946-960, 962,
964; D12/147; 36/85, 101, 103, 104, 106,
113-115, 124, 126, 127-130, 3 B, 11.5,
12-15, 22 R, 25 R, 30 R, 32 R, 32 A, 33,
172

DESCRIPTION

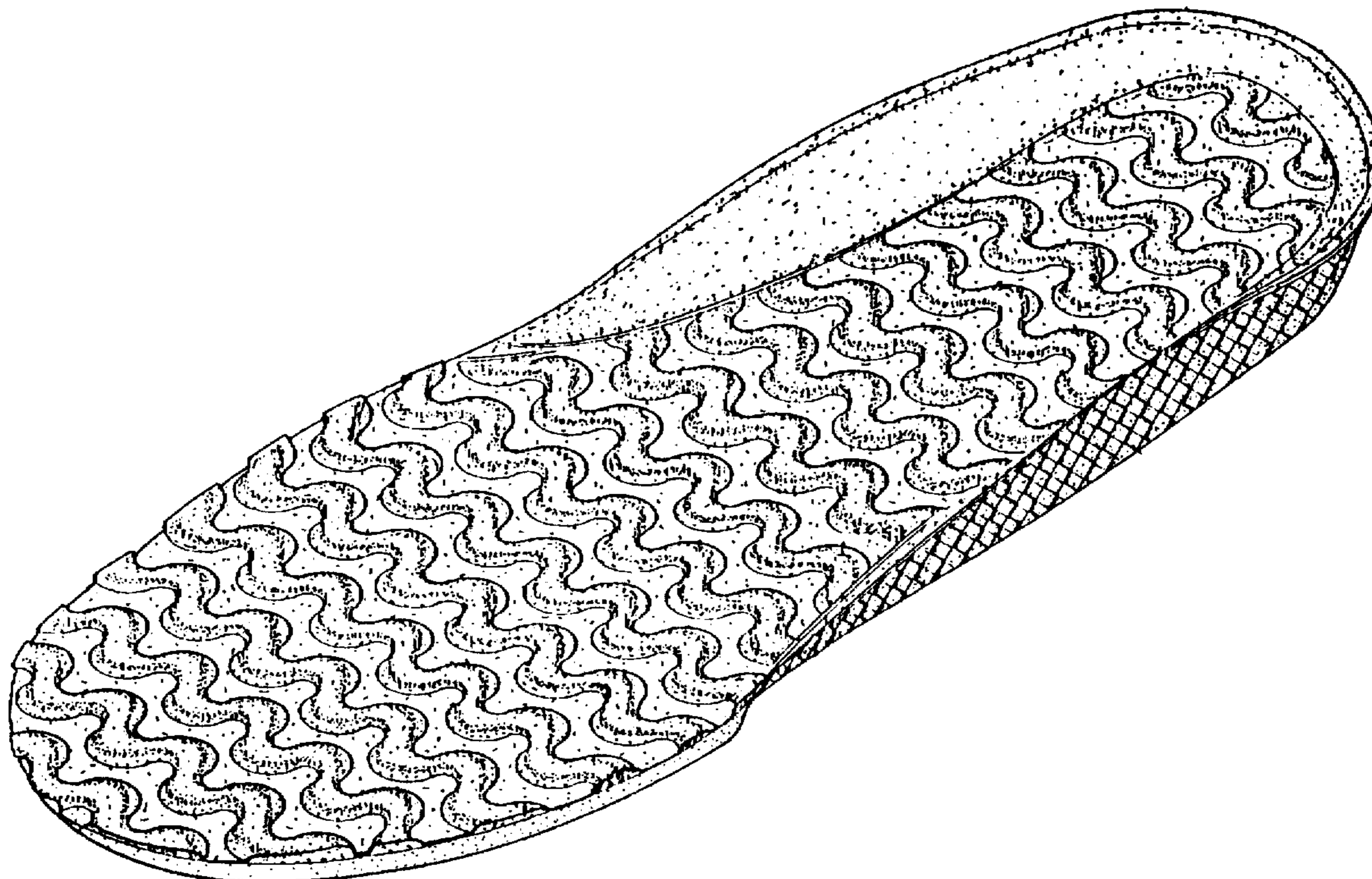
FIG. 1 is a perspective view of a shoe sole showing my new design;
FIG. 2 is a front view thereof;
FIG. 3 is a rear view thereof;
FIG. 4 is a left side elevational view thereof;
FIG. 5 is a right side elevational view thereof;
FIG. 6 is a top plan view thereof; and,
FIG. 7 is a bottom plan view thereof.

[56] **References Cited**

U.S. PATENT DOCUMENTS

D. 272,675 2/1984 Bidegain D2/953

1 Claim, 6 Drawing Sheets



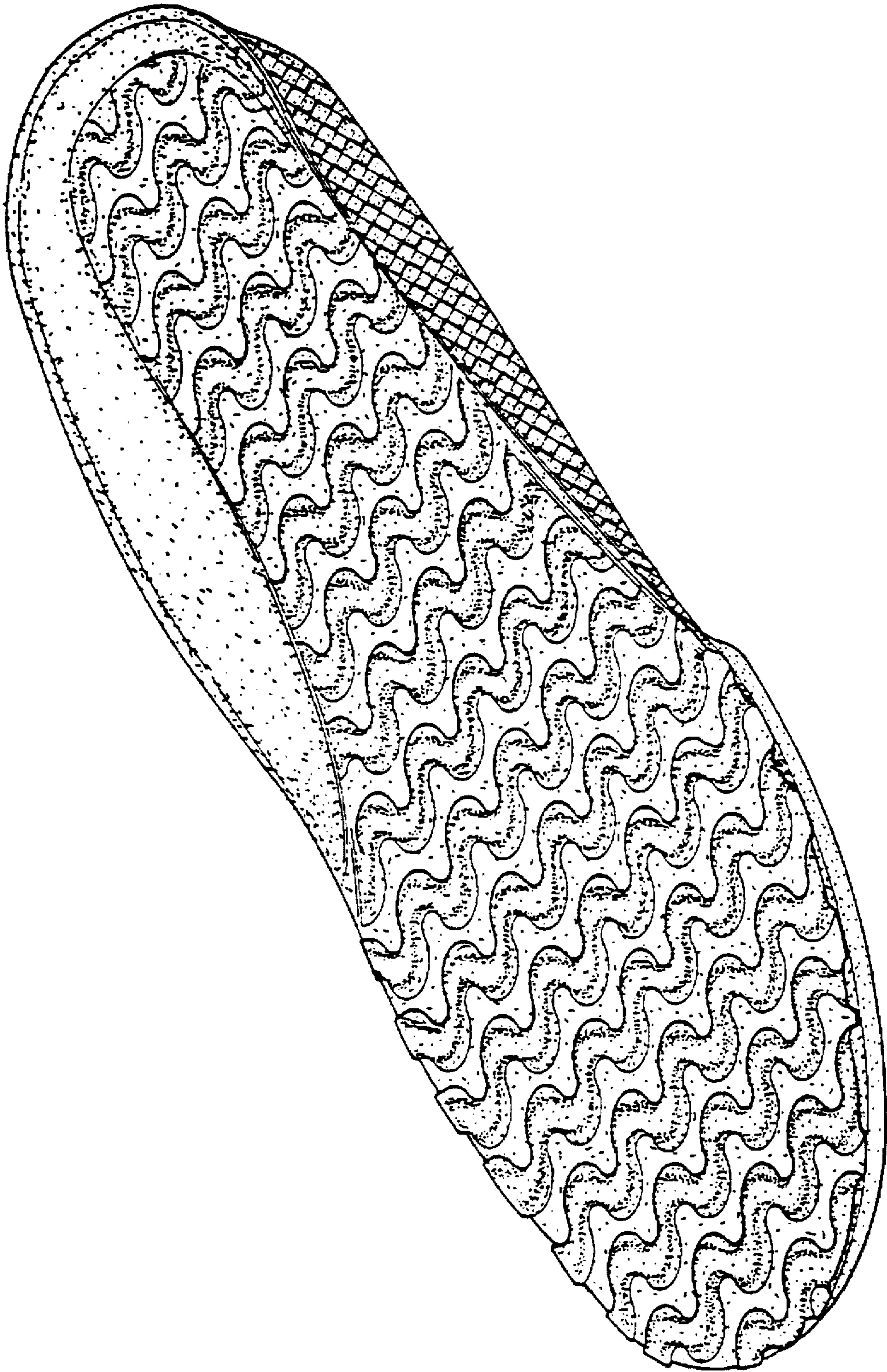


FIG. 1

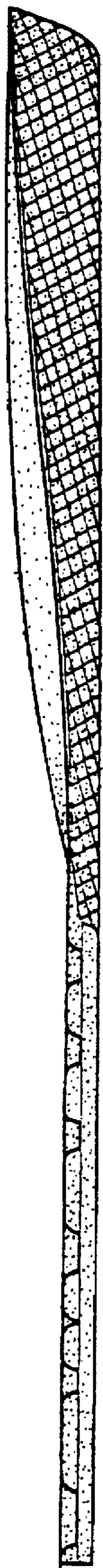


FIG. 2



FIG. 3




FIG. 5

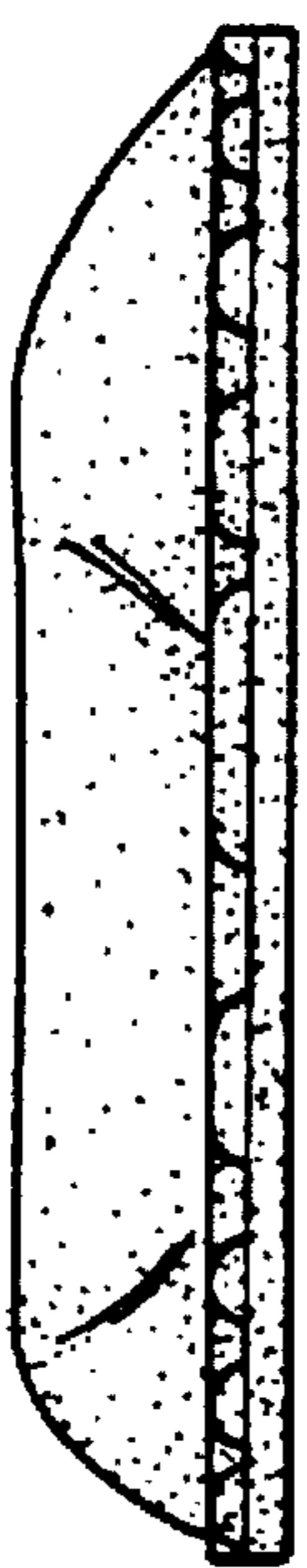


FIG. 4

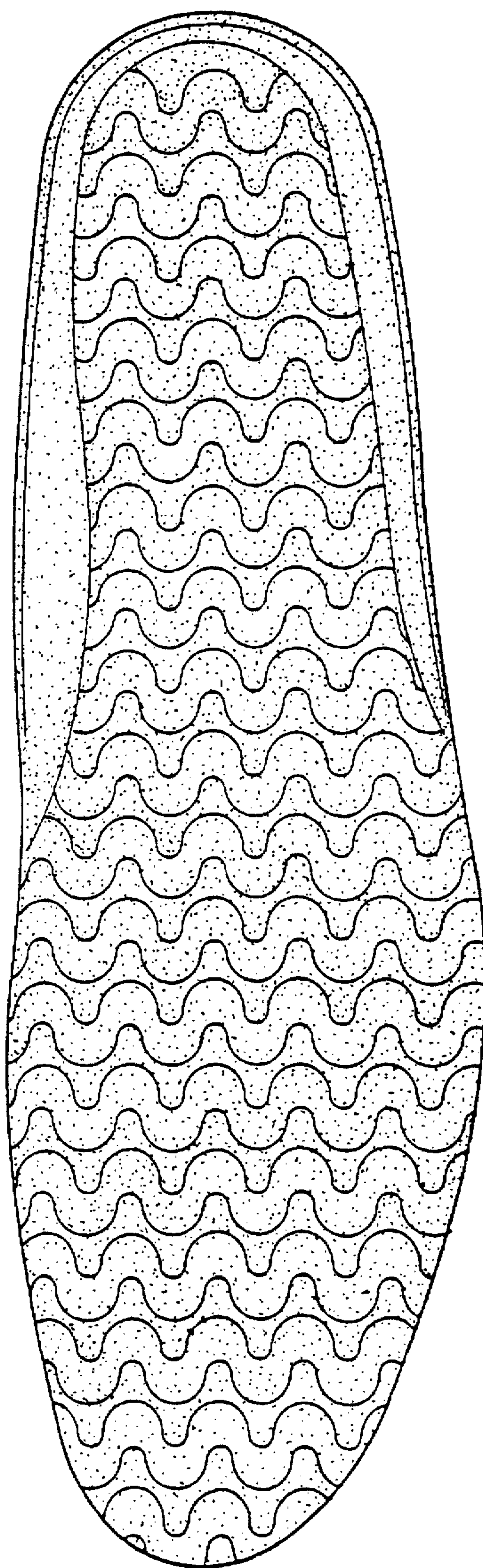


FIG. 6

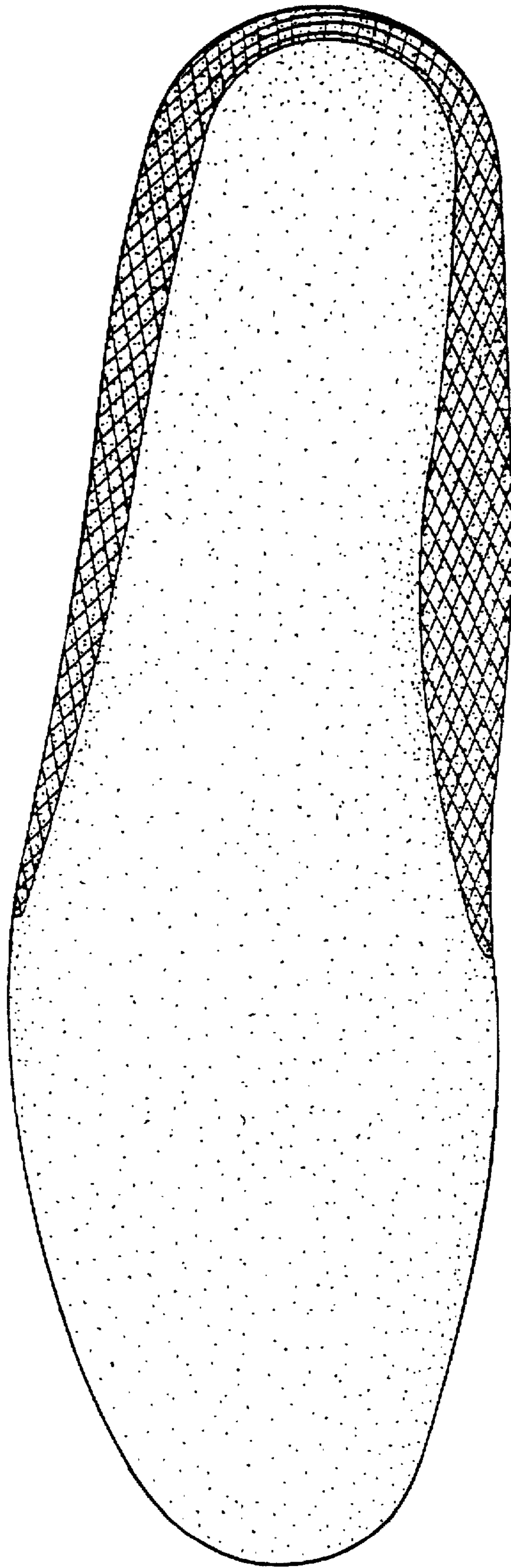


FIG. 7