



US00D385381S

# United States Patent [19]

[11] Patent Number: **Des. 385,381**

Porter et al.

[45] Date of Patent: **\*\*Oct. 21, 1997**

[54] **CHANDELIER**

[75] Inventors: **David H. Porter**, Chagrin Falls; **Libbe A. Milicia**, North Royalton, both of Ohio

[73] Assignee: **The L.D. Kichler Co.**, Cleveland, Ohio

[\*\*] Term: **14 Years**

[21] Appl. No.: **58,744**

[22] Filed: **Aug. 22, 1996**

[51] LOC (6) Cl. .... **26-05**

[52] U.S. Cl. .... **D26/81**

[58] Field of Search ..... **D26/72, 80-92, D26/142-145, 155; 362/147, 404-405**

[56] **References Cited**

**U.S. PATENT DOCUMENTS**

D. 63,587	12/1923	Poritz	.....	D26/81
D. 354,368	1/1995	Porter	.....	D26/81
D. 366,714	1/1996	Porter	.....	D26/81
3,831,022	8/1974	Porter et al.	.....	362/406

**OTHER PUBLICATIONS**

Kichler Lighting catalog dated Jan. 1996, p. 17, printed U.S.A.

Home Lighting and Accessories, p. 62, Academy Lamps Iron, chandelier, left Mar. 1994.

*Primary Examiner*—Susan J. Lucas

*Attorney, Agent, or Firm*—Watts, Hoffmann, Fisher & Heinke, Co., L.P.A.

[57] **CLAIM**

The ornamental design for a chandelier, as shown and described.

**DESCRIPTION**

FIG. 1 is a perspective view of a chandelier showing our new design;

FIG. 2 is a front side elevational view of the chandelier, the rear side elevational view being a mirror image;

FIG. 2 is a front side elevational view of the chandelier, the rear side elevational view being a mirror image;

FIG. 3 is a right elevational view of the chandelier;


FIG. 4 is a left side elevational view of the chandelier;

FIG. 5 is a top plan view of the chandelier; and,

FIG. 6 is a bottom plan view of the chandelier.

The broken lines shown are for illustrative purposes only and forms no part of the claimed design.

**1 Claim, 6 Drawing Sheets**






Fig.1




Fig.2




Fig.3






Fig.4

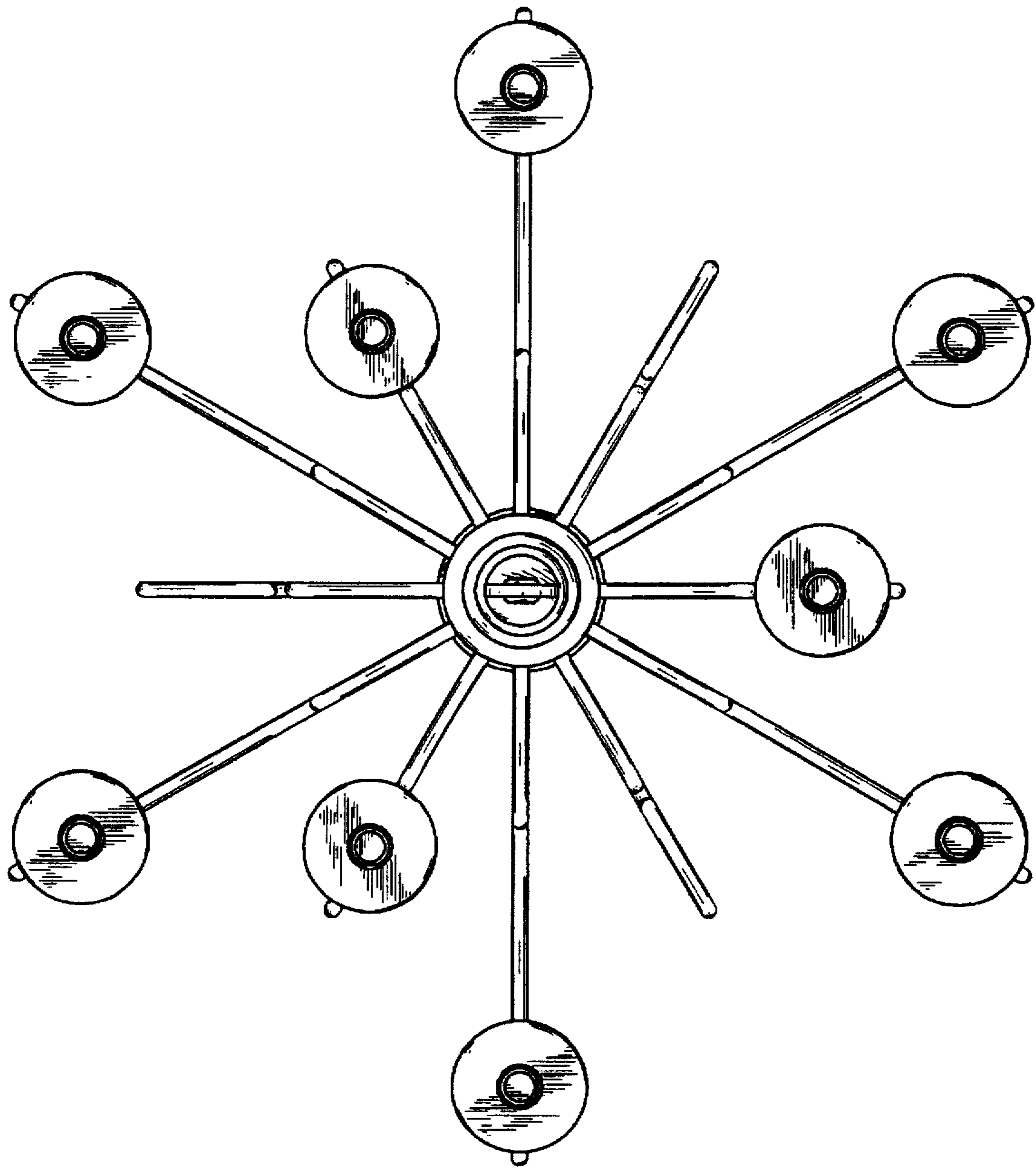


Fig.5

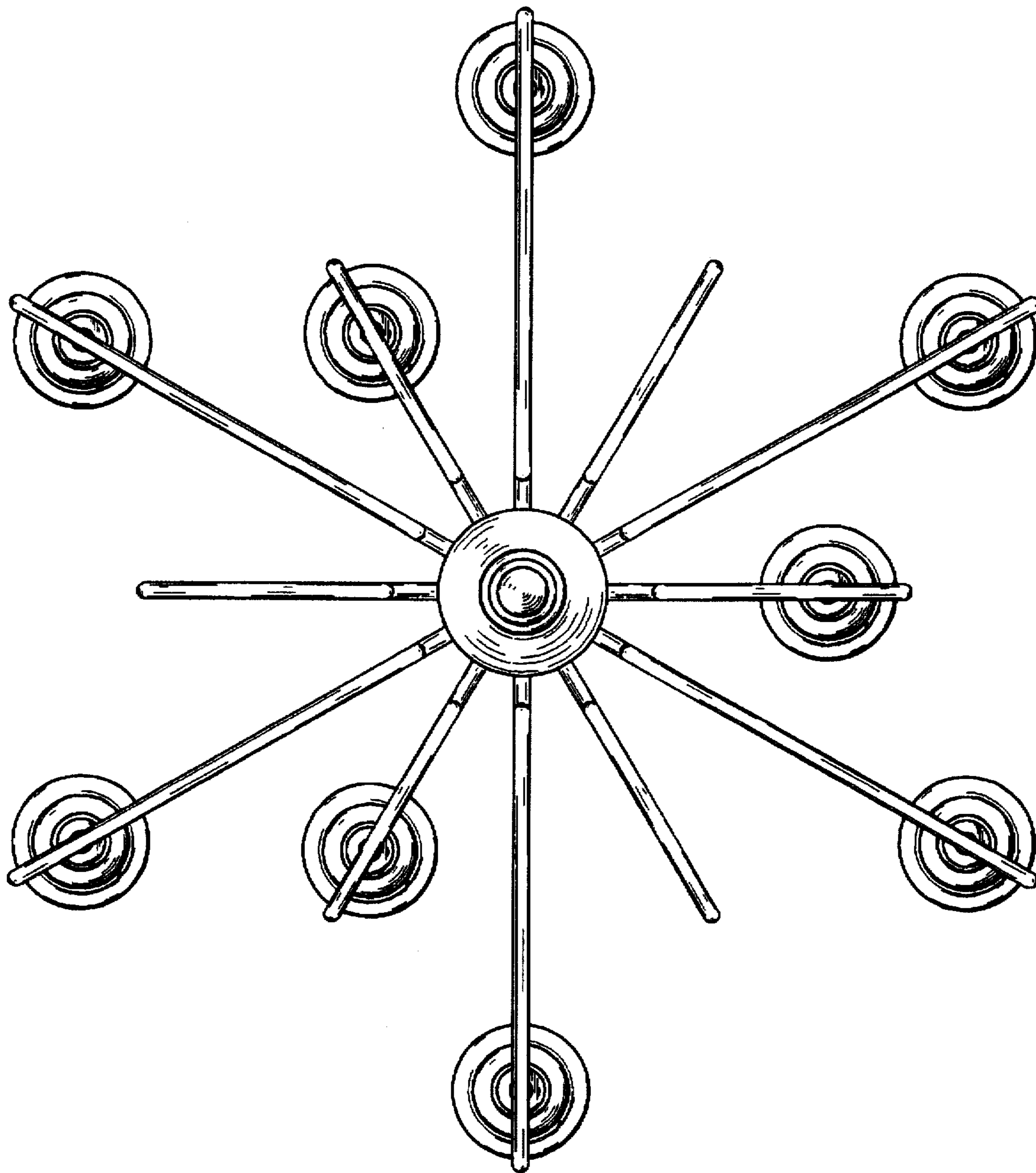


Fig.6