



US00D385378S

United States Patent [19] Kay

[11] Patent Number: **Des. 385,378**

[45] Date of Patent: ****Oct. 21, 1997**

[54] **LIGHTING FIXTURE**

[75] Inventor: **Melissa S. Kay**, Norfolk, Va.

[73] Assignee: **The L. D. Kichler Co.**, Cleveland, Ohio

[**] Term: **14 Years**

[21] Appl. No.: **59,960**

[22] Filed: **Sep. 18, 1996**

[51] LOC (6) Cl. **26-05**

[52] U.S. Cl. **D26/73; D26/91**

[58] Field of Search **D26/72, 80-92, D26/73; 362/147, 404-408, 432, 806**

[56] **References Cited**

U.S. PATENT DOCUMENTS

- D. 67,336 5/1925 Chappell D26/91
- D. 68,777 11/1925 Frerichs D26/91
- D. 357,332 4/1995 Kay D26/68

OTHER PUBLICATIONS

Home Lighting & Accessories, Mar. 1995, p. 77, Fredrick Ramond™ Chandelier, top, right.
"Fine Art Lamps Catalog", p. I-49, 1992.

Design Lighting Catalog, p. 12, dated 1993, printed U.S.A. Home Lighting & Accessories, Nov. 1991, p. 48, Table Lamp.

Primary Examiner—Susan J. Lucas
Attorney, Agent, or Firm—Watts, Hoffmann, Fisher & Heinke, Co., L.P.A.

[57] **CLAIM**

The ornamental design for a lighting fixture, as shown and described.

DESCRIPTION

FIG. 1 is a perspective view of a lighting fixture showing my new design;

FIG. 2 is a front side elevational view of the lighting fixture, the rear side elevational view being identical;

FIG. 3 is a right side elevational view of the lighting fixture;

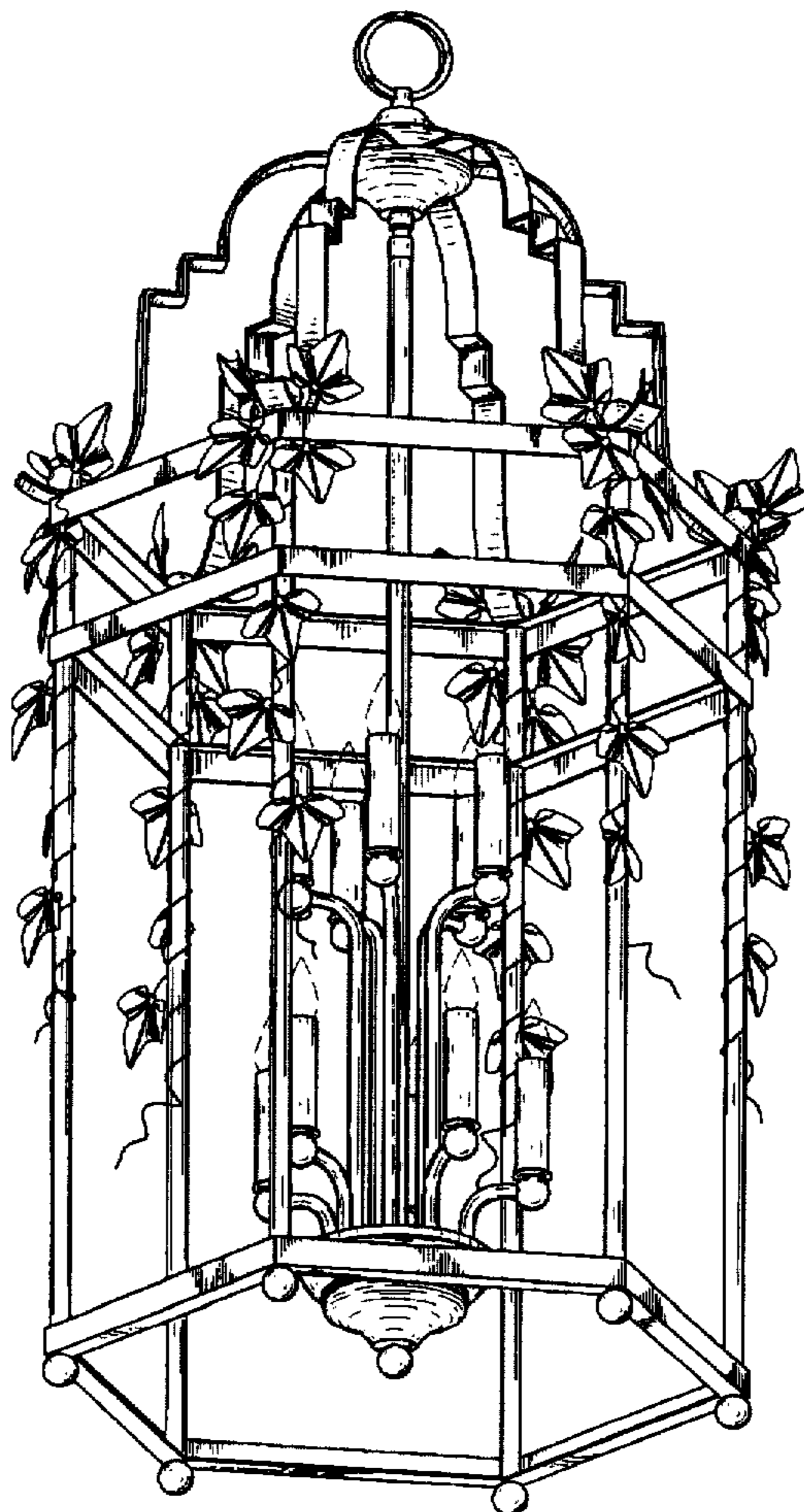
FIG. 4 is a left side elevational view of the lighting fixture;

FIG. 5 is top plan view of the lighting fixture; and,

FIG. 6 is a bottom plan view of the lighting fixture.

The broken lines are for illustrative purposes only and forms no part of the claimed design.

1 Claim, 5 Drawing Sheets






Fig.1




Fig.2




Fig.3

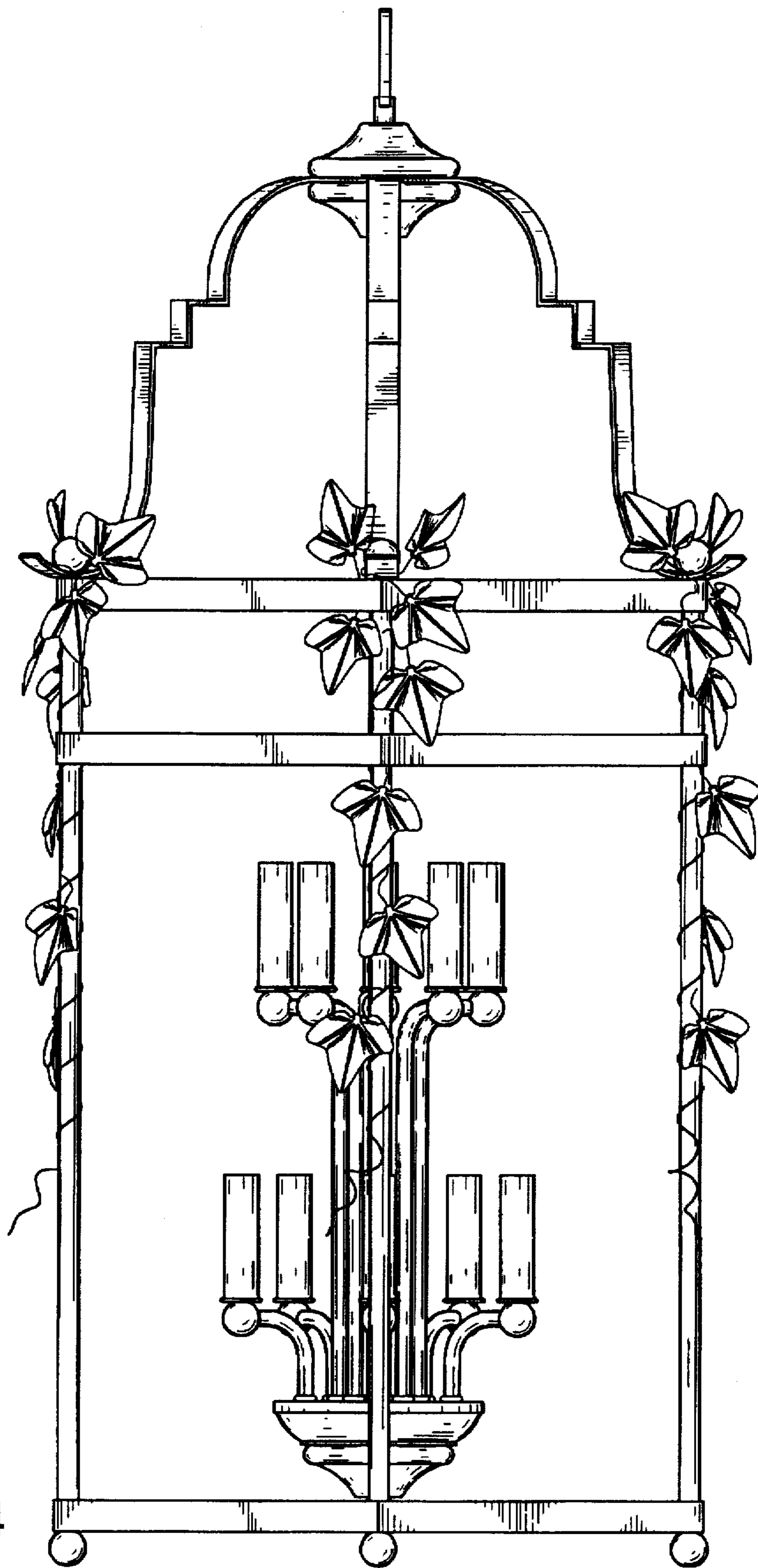


Fig.4

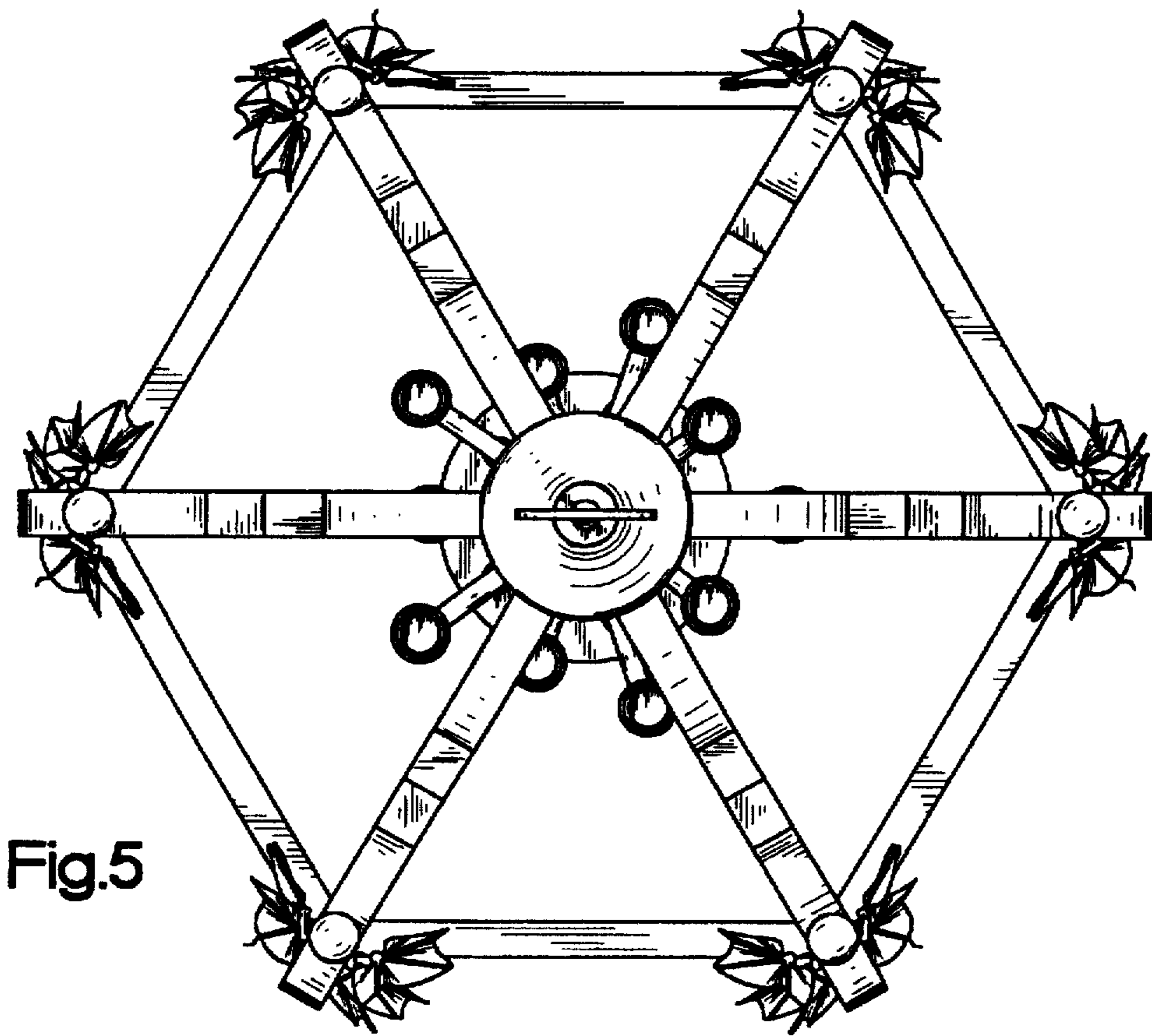


Fig.5




Fig.6