



US00D385377S

# United States Patent [19] Kay

[11] Patent Number: **Des. 385,377**

[45] Date of Patent: **\*\*Oct. 21, 1997**

[54] **CHANDELIER**

[75] Inventor: **Melissa S. Kay**, Norfolk, Va.

[73] Assignee: **The L. D. Kichler Co.**, Cleveland, Ohio

[\*\*] Term: **14 Years**

[21] Appl. No.: **59,959**

[22] Filed: **Sep. 18, 1996**

[51] LOC (6) CL ..... **26-05**

[52] U.S. Cl. .... **D26/73; D26/81**

[58] Field of Search ..... **D26/72, 73, 80-92; 362/147, 404-408, 432, 806**

[56] **References Cited**

**U.S. PATENT DOCUMENTS**

D. 357,332 4/1995 Kay ..... D26/68  
1,741,408 12/1929 Doane et al. .... 362/405

**OTHER PUBLICATIONS**

Home Lighting & Accessories, Mar. 1995, p. 77, Fredrick Ramond™ Chandelier, bottom, left.

"Fine Art Lamps Catalog", p. I-49, 1992.

"Design Lighting Catalog" #4, pp. 26 and 44, 1990. Design Lighting Catalog, pp. 6, 12, dated 1993, printed U.S.A.

Home Lighting & Accessories, Nov. 1991, p. 48, Table Lamp.

Primary Examiner—Susan J. Lucas

Attorney, Agent, or Firm—Watts, Hoffmann, Fisher & Heinke, Co., L.P.A.

[57] **CLAIM**

The ornamental design for a chandelier, as shown and described.

**DESCRIPTION**

FIG. 1 is a perspective view of a chandelier showing my new design;

FIG. 2 is a right side elevational view of the chandelier;

FIG. 3 is a left side elevational view of the chandelier;

FIG. 4 is a rear side elevational view of the chandelier;


FIG. 5 is a front side elevational view of the chandelier;

FIG. 6 is a top plan view of the chandelier; and,

FIG. 7 is a bottom plan view of the chandelier.

The broken lines shown are for illustrative purposes only and forms no part of the claimed design.

**1 Claim, 7 Drawing Sheets**



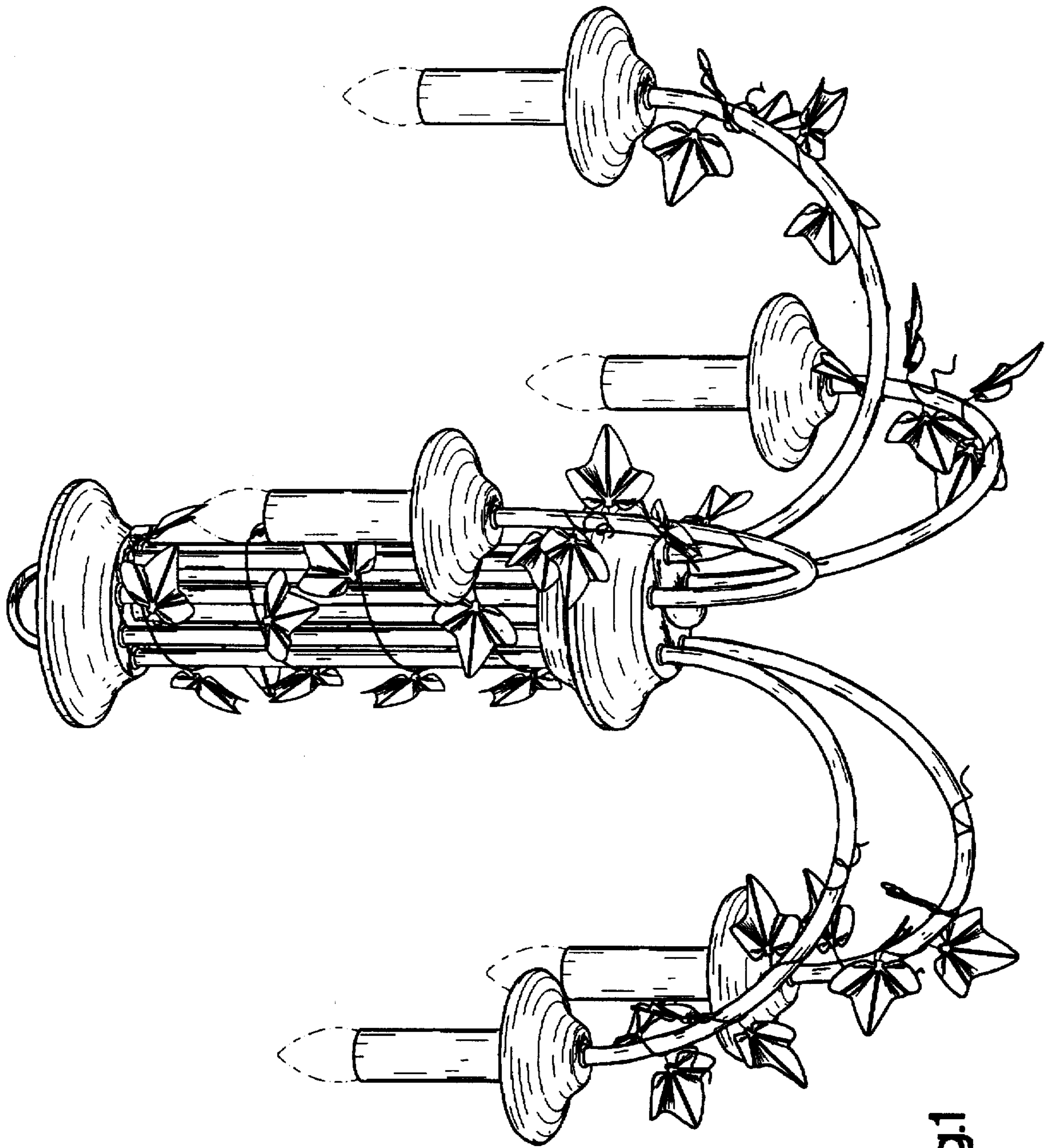


Fig.1




Fig.2






Fig.3




Fig.4

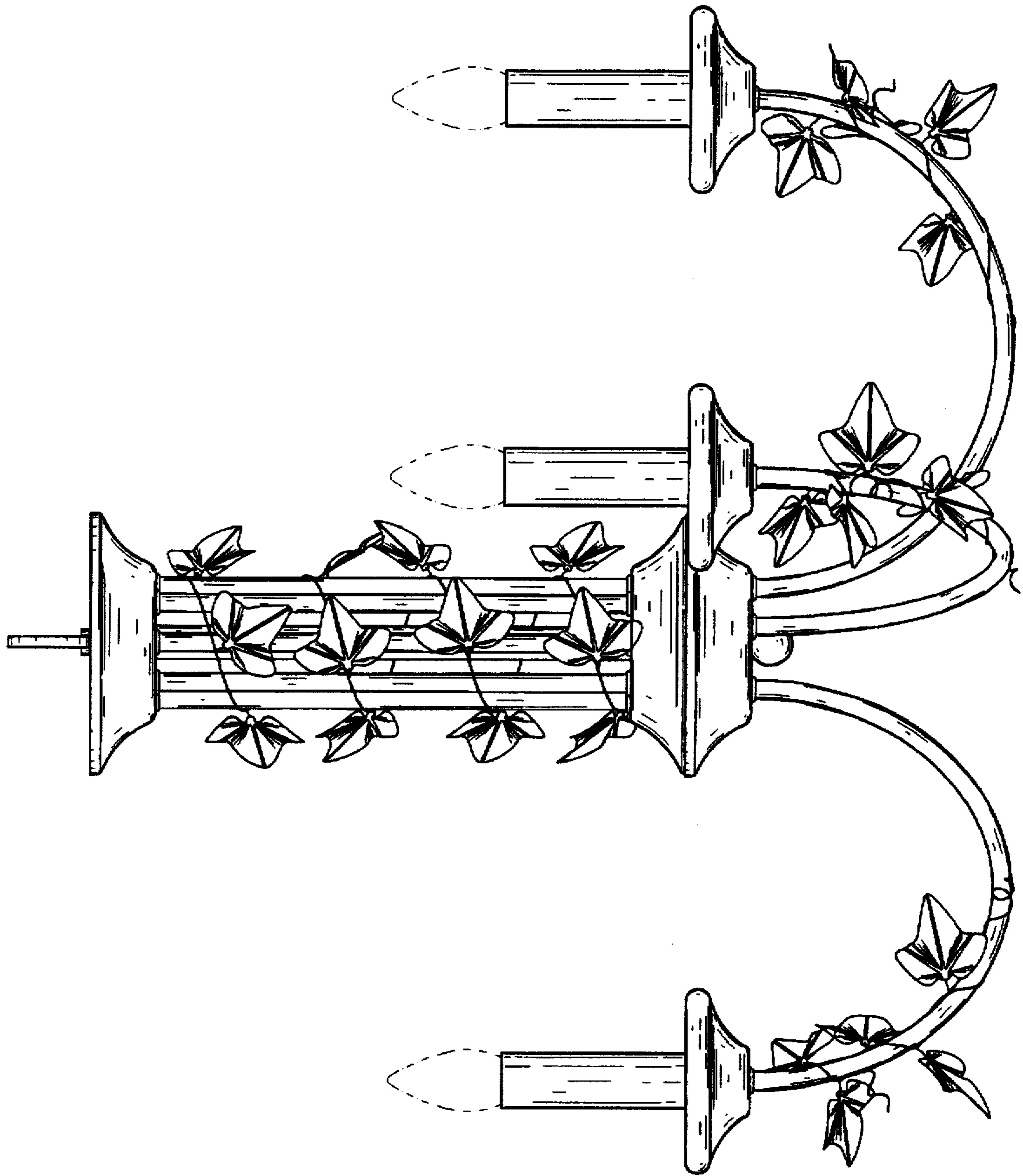


Fig.5

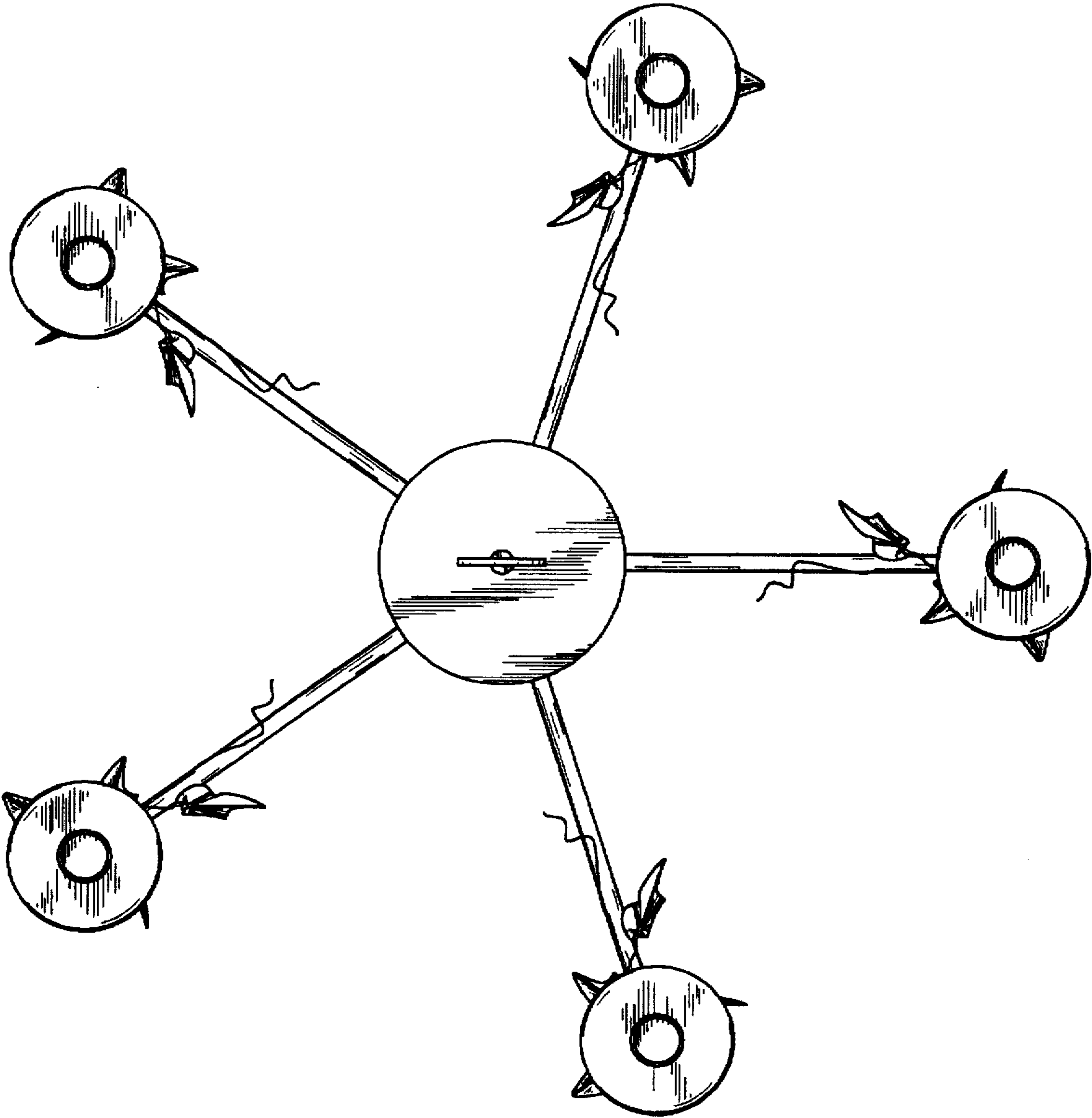


Fig.6

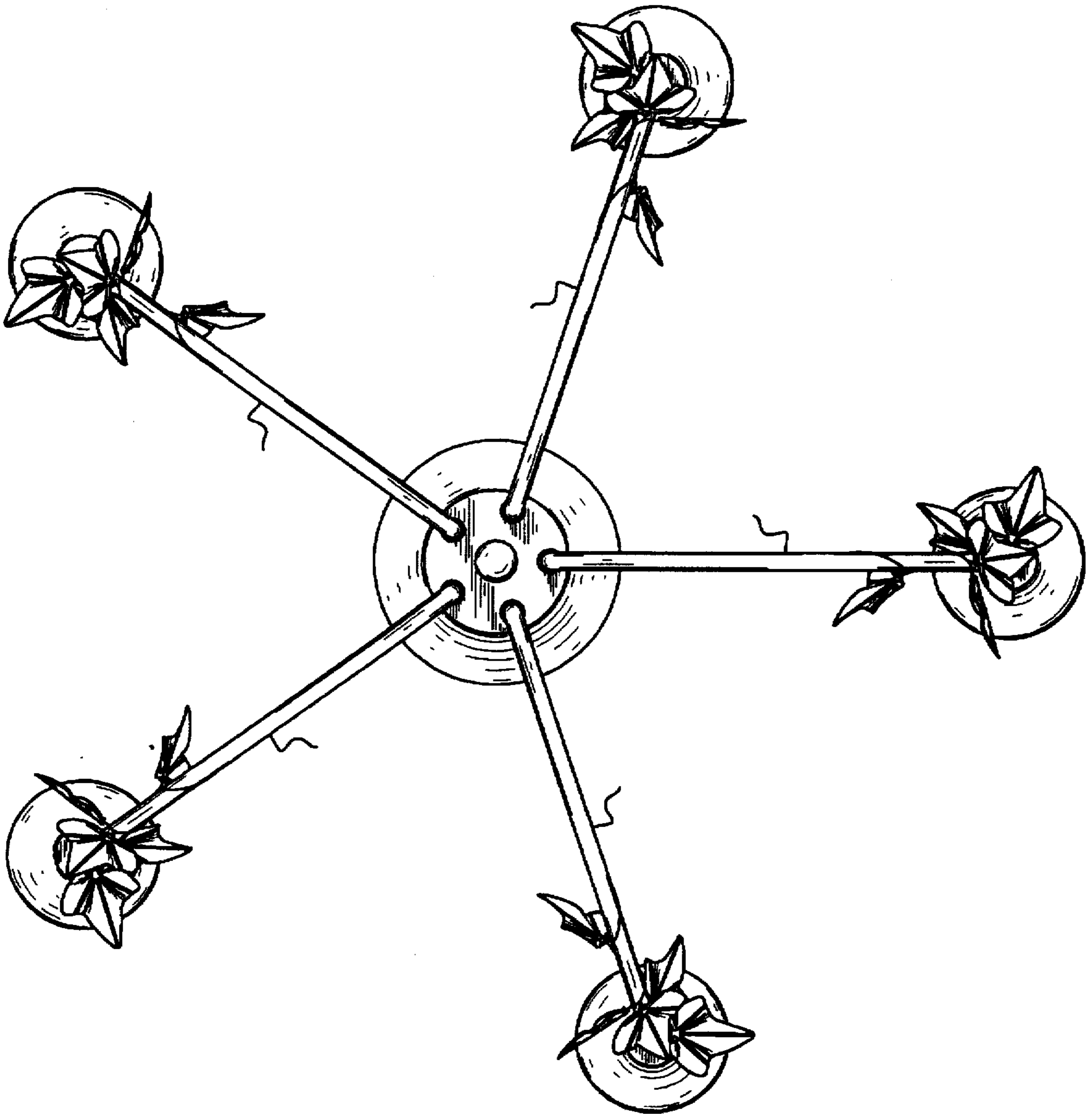


Fig.7