



US00D385369S

**United States Patent** [19]  
**Killström**

[11] **Patent Number:** **Des. 385,369**  
[45] **Date of Patent:** **\*\*Oct. 21, 1997**

[54] **REAR LIGHT OF A BICYCLE**  
[75] **Inventor:** **Mika Killström, Tampere, Finland**  
[73] **Assignee:** **Oy Talmu AB, Salo, Finland**  
[\*\*] **Term:** **14 Years**  
[21] **Appl. No.:** **58,409**  
[22] **Filed:** **Aug. 14, 1996**  
[30] **Foreign Application Priority Data**  
Feb. 23, 1996 [FI] Finland ..... 130/96  
[51] **LOC (6) Cl.** ..... **26-08**  
[52] **U.S. Cl.** ..... **D26/28**  
[58] **Field of Search** ..... D26/28-35; 362/61,  
362/72, 80, 80.1, 82, 83, 83.3

D. 367,331 2/1996 Reniger et al. .... D26/28

*Primary Examiner*—Marcus A. Jackson  
*Attorney, Agent, or Firm*—Ladas & Parry

[57] **CLAIM**

The ornamental design for a rear light of a bicycle, as shown and described.

**DESCRIPTION**

FIG. 1 is a perspective top and right side view showing my new design;  
FIG. 2 is a perspective bottom left side view thereof;  
FIG. 3 is a front view thereof;  
FIG. 4 is a back view thereof;  
FIG. 5 is a bottom view thereof;  
FIG. 6 is a top view thereof; and,  
FIG. 7 is a right side view thereof.

[56] **References Cited**  
**U.S. PATENT DOCUMENTS**  
D. 353,682 12/1994 Ueda ..... D26/28

**1 Claim, 4 Drawing Sheets**







FIG. 1



FIG. 2






FIG. 3




FIG. 4

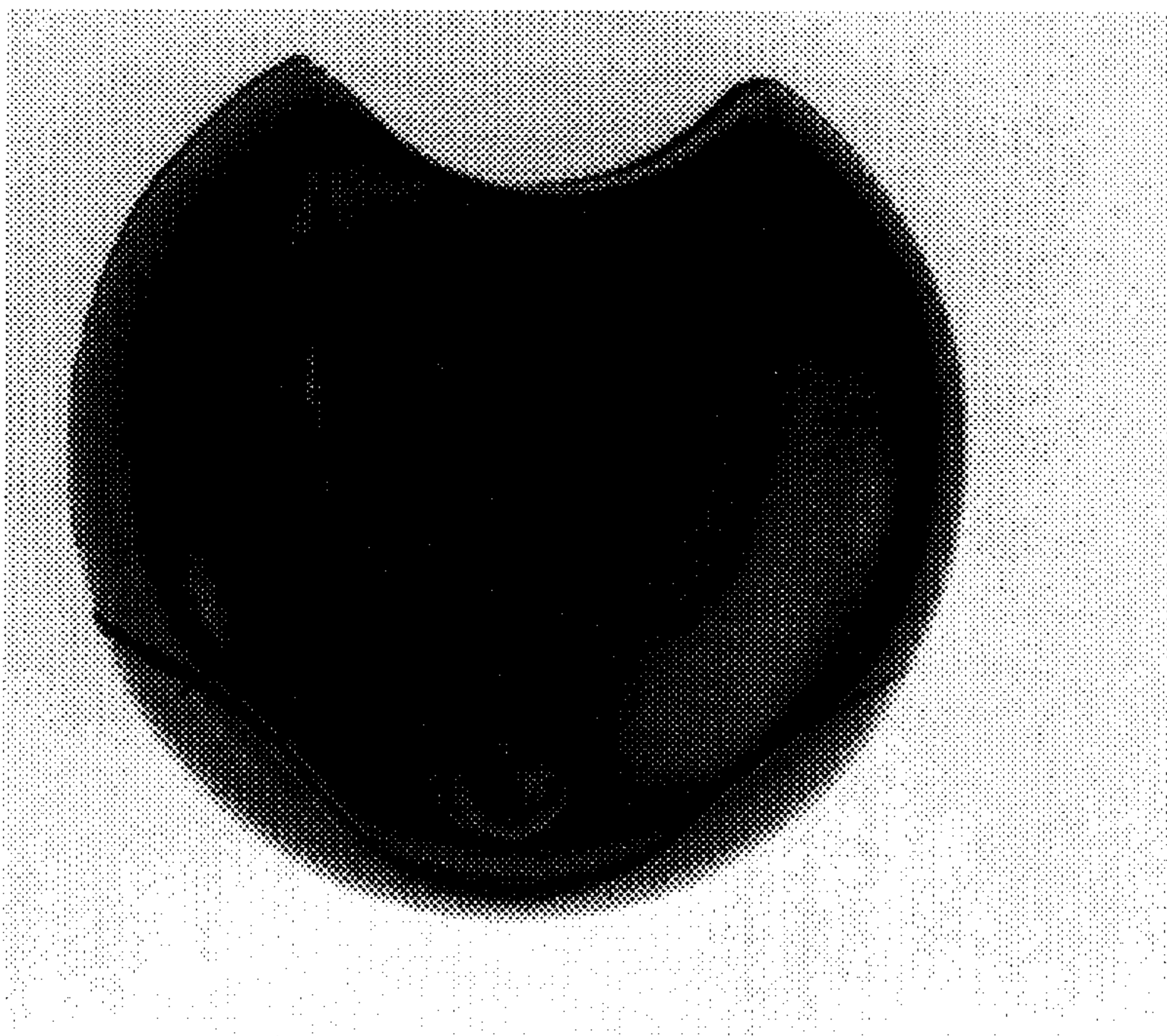


FIG. 5





FIG. 6



**FIG. 7**