



US00D385360S

United States Patent [19]

[11] Patent Number: **Des. 385,360**

Benaron

[45] Date of Patent: ****Oct. 21, 1997**

[54] **BODY MASSAGER**

3,671,785 6/1972 Fuchs et al. D24/215 X
4,785,798 11/1988 Yamasaki 601/87

[75] Inventor: **Teri Benaron**, Los Angeles, Calif.

Primary Examiner—Stella Reid
Attorney, Agent, or Firm—Sheldon & Mak

[73] Assignee: **JB Research, Inc.**, Bellflower, Calif.

[**] Term: **14 Years**

[57] **CLAIM**

[21] Appl. No.: **53,654**

The ornamental design for a body massager, as shown and described.

[22] Filed: **Apr. 29, 1996**

DESCRIPTION

[51] LOC (6) Cl. **24-04**

FIG. 1 is a perspective view of a body massager, showing my new design;

[52] U.S. Cl. **D24/215; D24/183**

FIG. 2 is a front elevational view thereof;

[58] Field of Search **D24/215, 200;**

FIG. 3 is a back elevational view thereof;

601/18, 78, 79, 84, 85, 46, 87, 74

FIG. 4 is a top plan view thereof;

FIG. 5 is a bottom plan view thereof;

[56] **References Cited**

FIG. 6 is a side elevational view thereof; and,

U.S. PATENT DOCUMENTS

FIG. 7 is a side elevational view thereof, opposite that shown in FIG. 6.

D. 186,751 11/1959 Kalish D24/215

D. 344,344 2/1994 Nish et al. D24/215

D. 369,669 5/1996 Hinoki D24/215

1 Claim, 2 Drawing Sheets

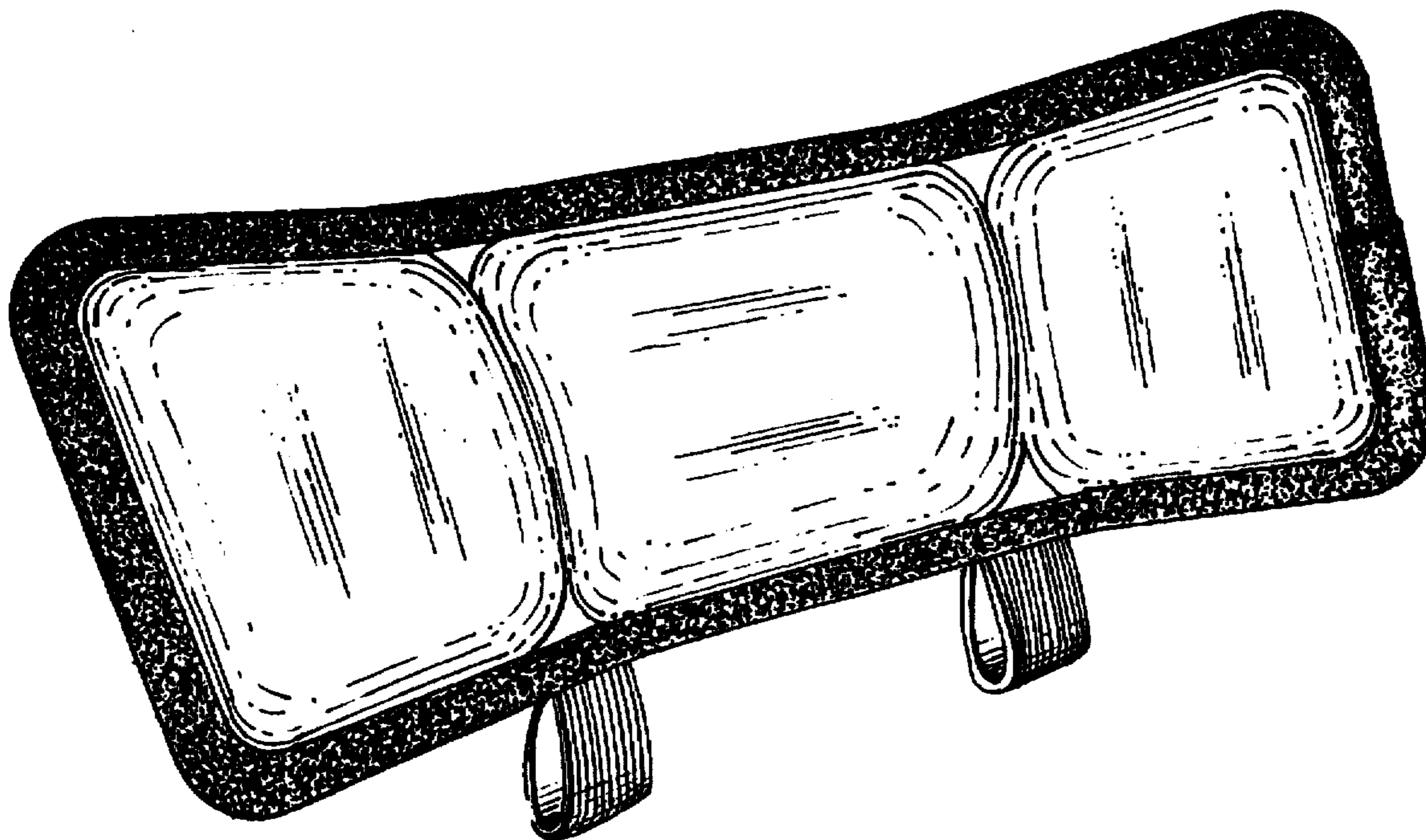


Fig. 1.

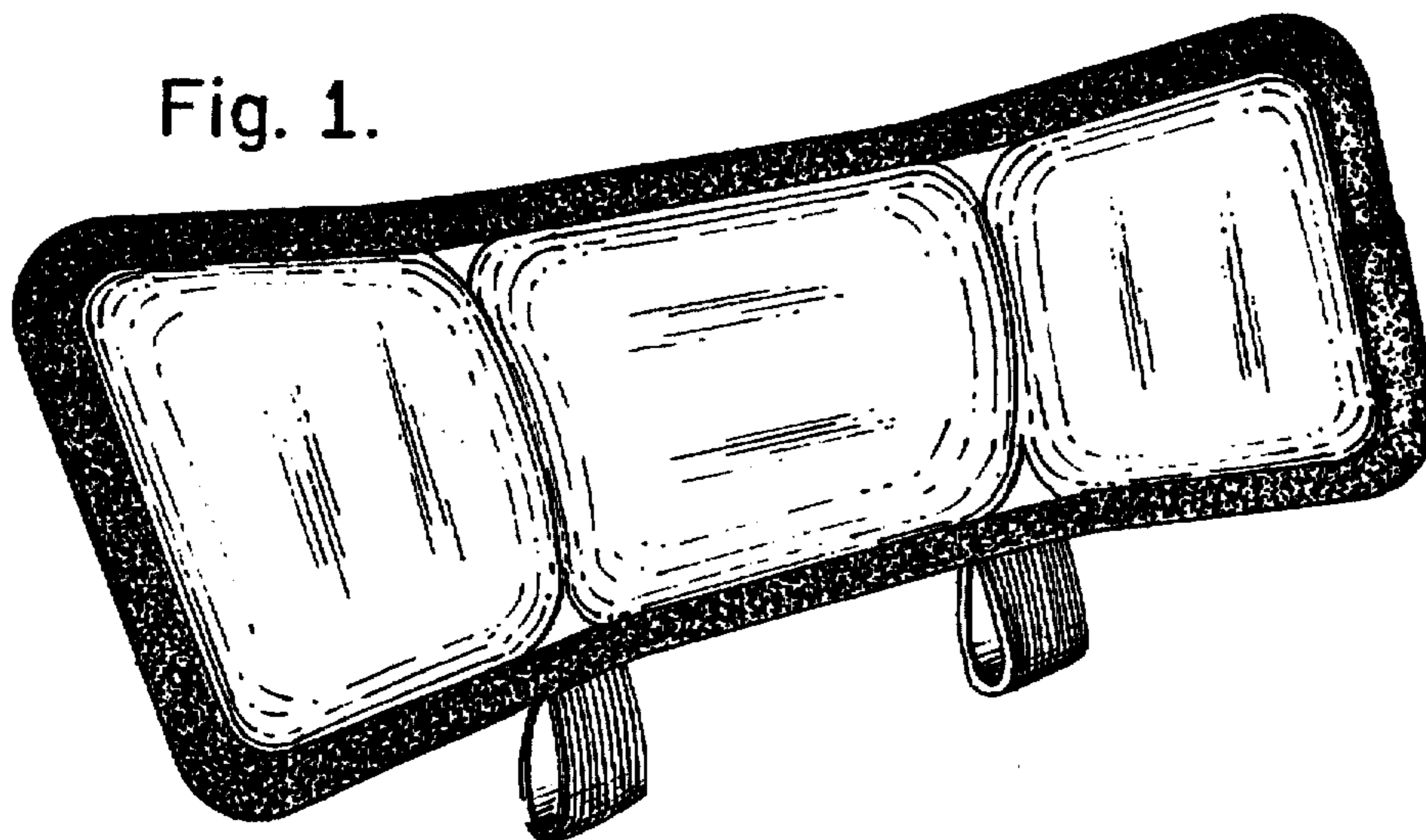


Fig. 2.




Fig. 3.




Fig. 4.

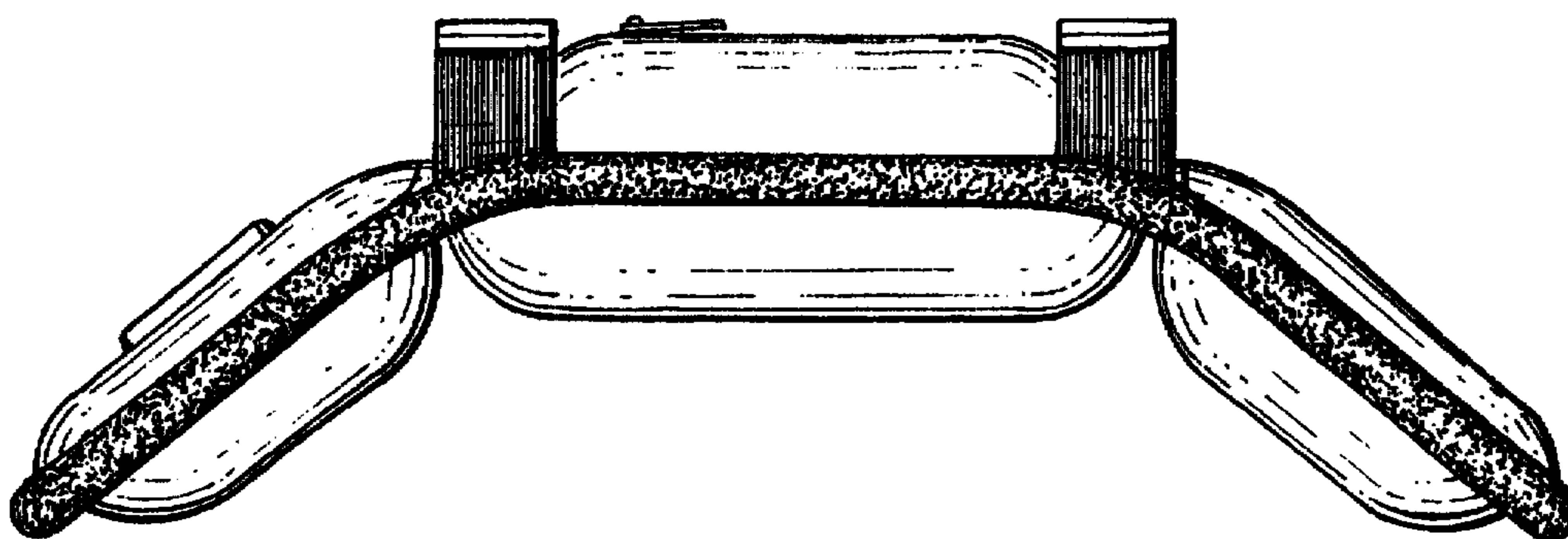


Fig. 5.




Fig. 6.

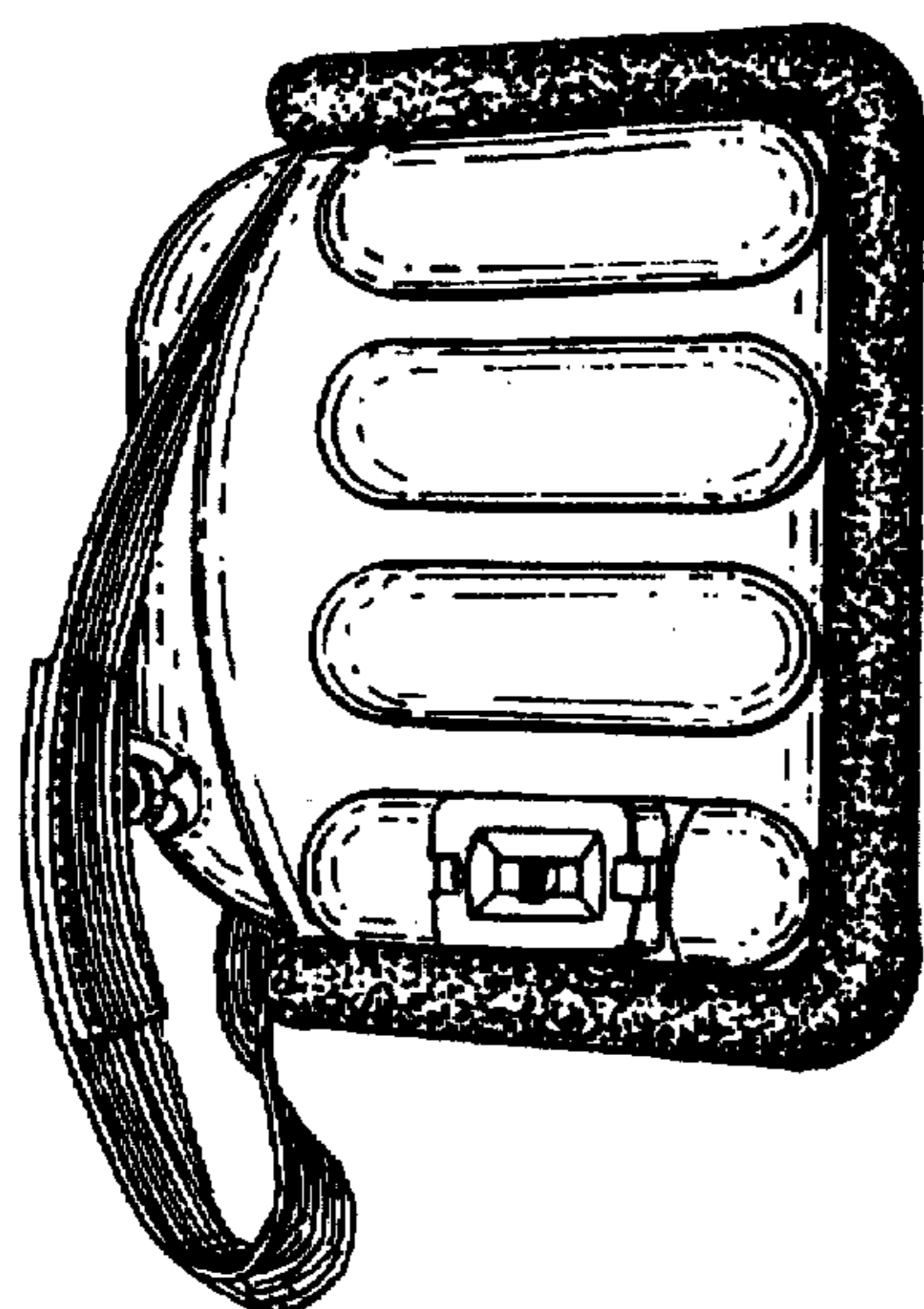


Fig. 7.

