



US00D385349S

# United States Patent [19]

Mosior et al.

[11] Patent Number: **Des. 385,349**

[45] Date of Patent: **\*\*Oct. 21, 1997**

[54] **ENCLOSURE FOR A NEEDLE DISPOSAL CONTAINER**

[75] Inventors: **Donald J. Mosior, Lake Geneva, Wis.; Lawrence G. Ponsi, Wheeling; John O'Daniel, Lake Barrington, both of Ill.**

[73] Assignee: **Sage Products, Inc., Crystal Lake, Ill.**

[\*\*] Term: **14 Years**

[21] Appl. No.: **46,570**

[22] Filed: **Oct. 5, 1995**

[51] LOC (6) CL ..... **09-09**

[52] U.S. Cl. .... **D24/131**

[58] Field of Search ..... **D24/131; 206/366, 206/363, 364, 365**

[56] **References Cited**

**U.S. PATENT DOCUMENTS**

D. 306,509	3/1990	Hanif et al. ....	D24/131 X
D. 335,372	5/1993	Mosior .....	D24/131 X
D. 335,373	5/1993	Mosior .....	D24/131 X
4,715,498	12/1987	Hanif .....	206/366
4,779,728	10/1988	Hanif et al. ....	206/366
4,809,850	3/1989	Laible et al. ....	206/366

4,903,832	2/1990	Stewart .....	D24/131
4,911,294	3/1990	Russo et al. ....	206/366
5,080,251	1/1992	Noack .....	206/366
5,240,108	8/1993	Tonna .....	206/366
5,387,735	2/1995	Ponsi et al. ....	206/366 X

*Primary Examiner*—Louis S. Zarfaz  
*Assistant Examiner*—Frank Martinez  
*Attorney, Agent, or Firm*—Lee, Mann, Smith, McWilliams, Sweeney & Ohlson


[57] **CLAIM**

The ornamental design for an enclosure for a needle disposal container, as shown and described.

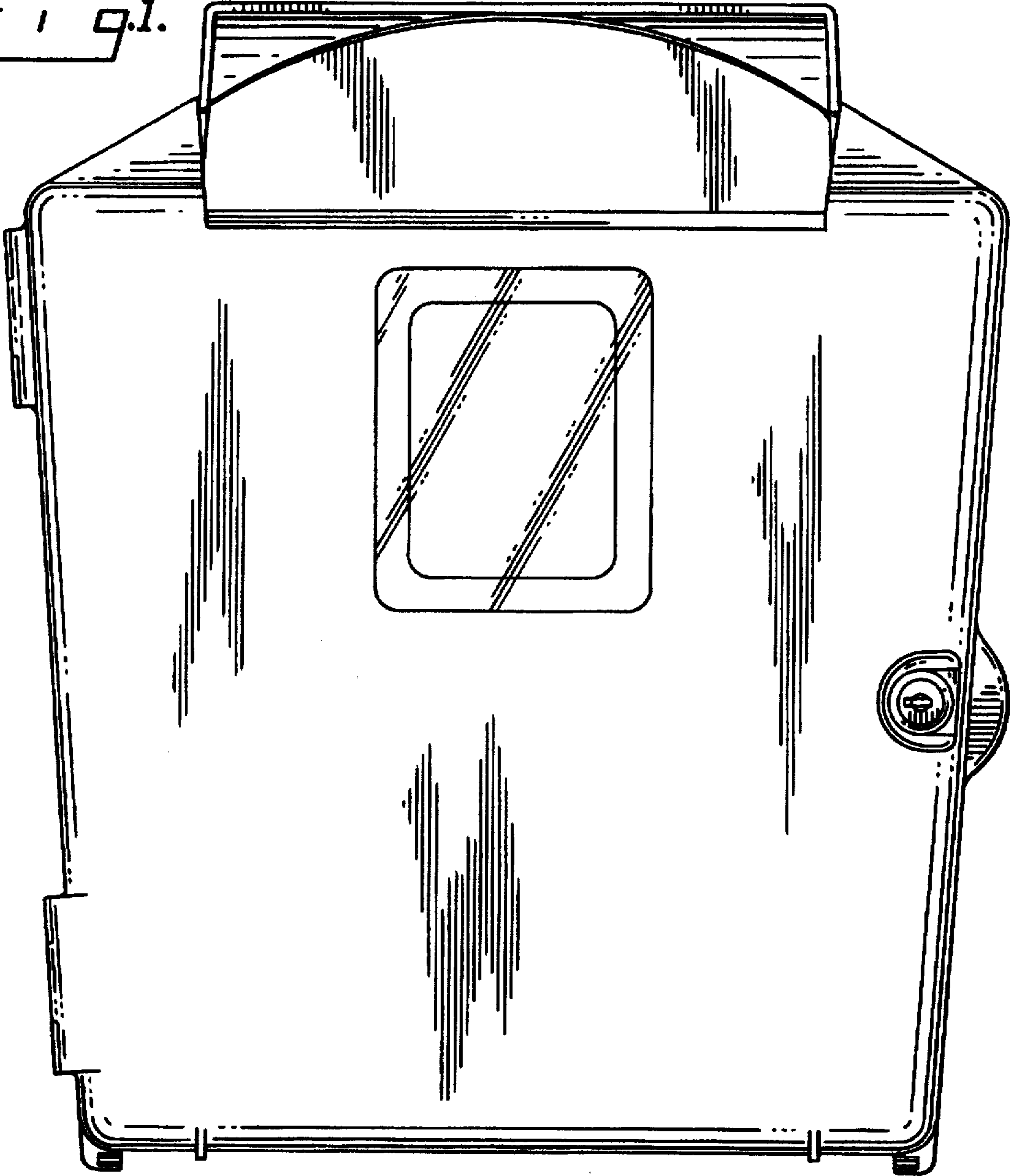
**DESCRIPTION**

FIG. 1 is a front elevational view of an enclosure for a needle disposal container according to our invention; FIG. 2 is a side elevational view thereof, taken from the left of FIG. 1; FIG. 3 is a side elevational view of the opposite side thereof; FIG. 4 is a top plan view thereof; FIG. 5 is a rear elevational view thereof; FIG. 6 is a bottom plan view thereof; and, FIG. 7 is a front perspective view of our enclosure for a needle disposal container, as taken from the top right.

**1 Claim, 4 Drawing Sheets**



*Fig. 1.*



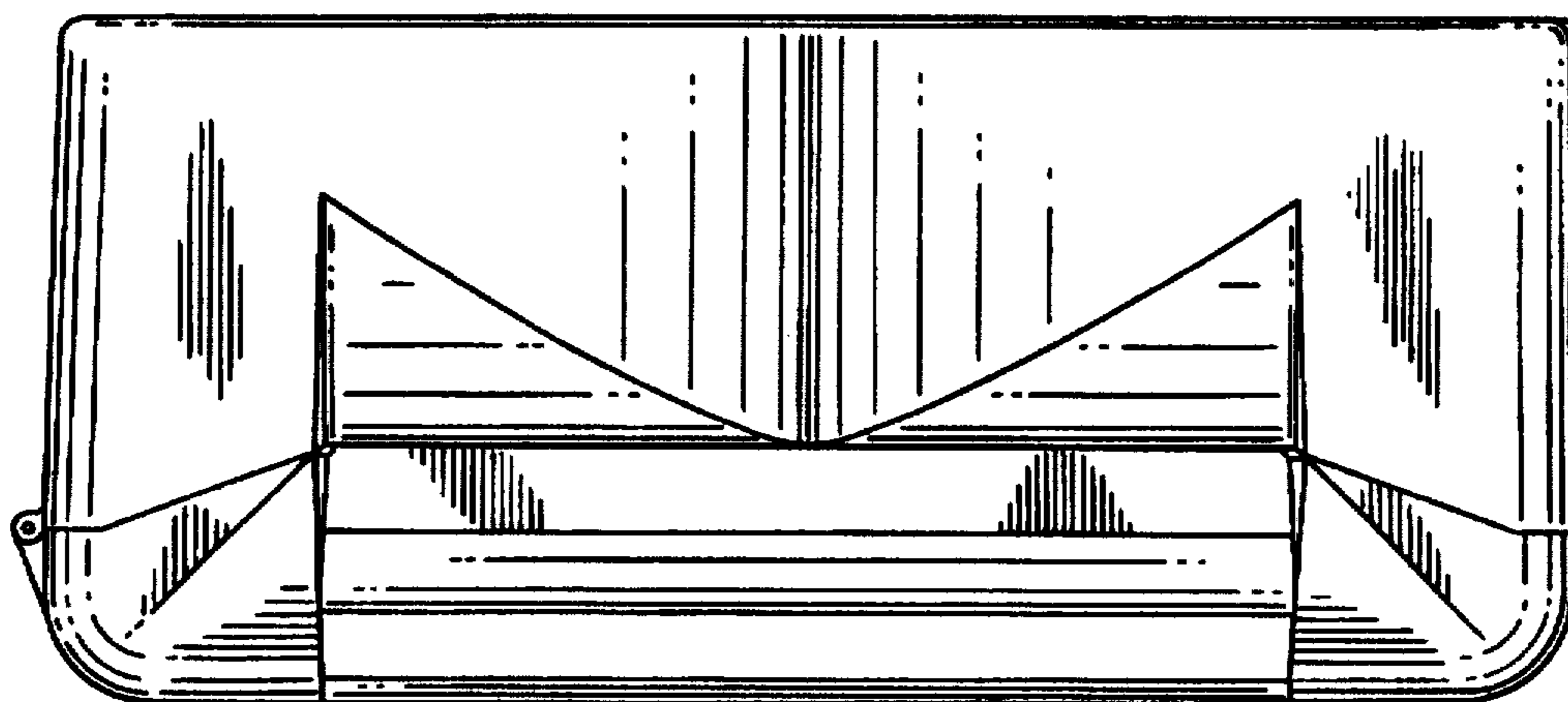
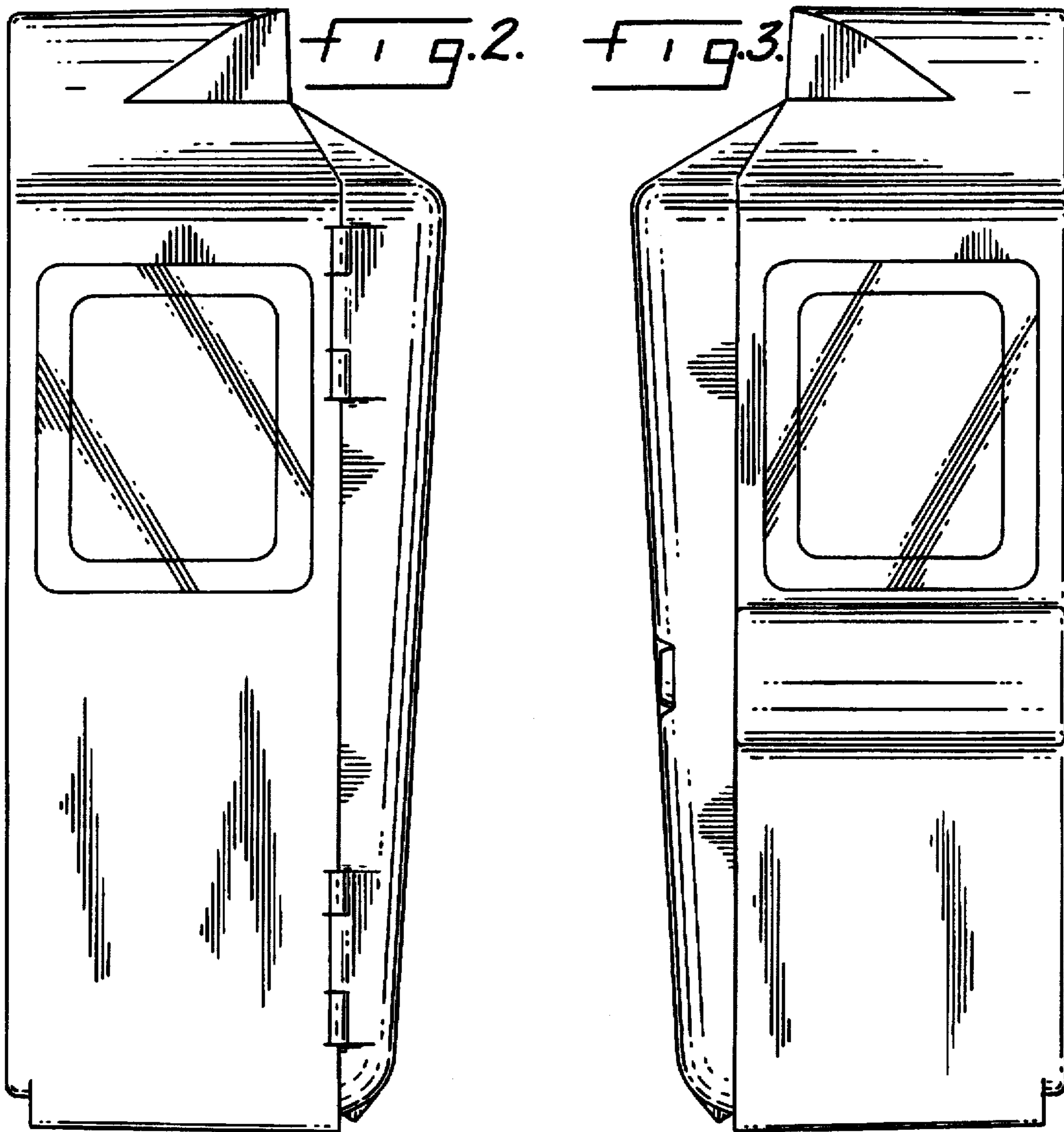


fig. 4.


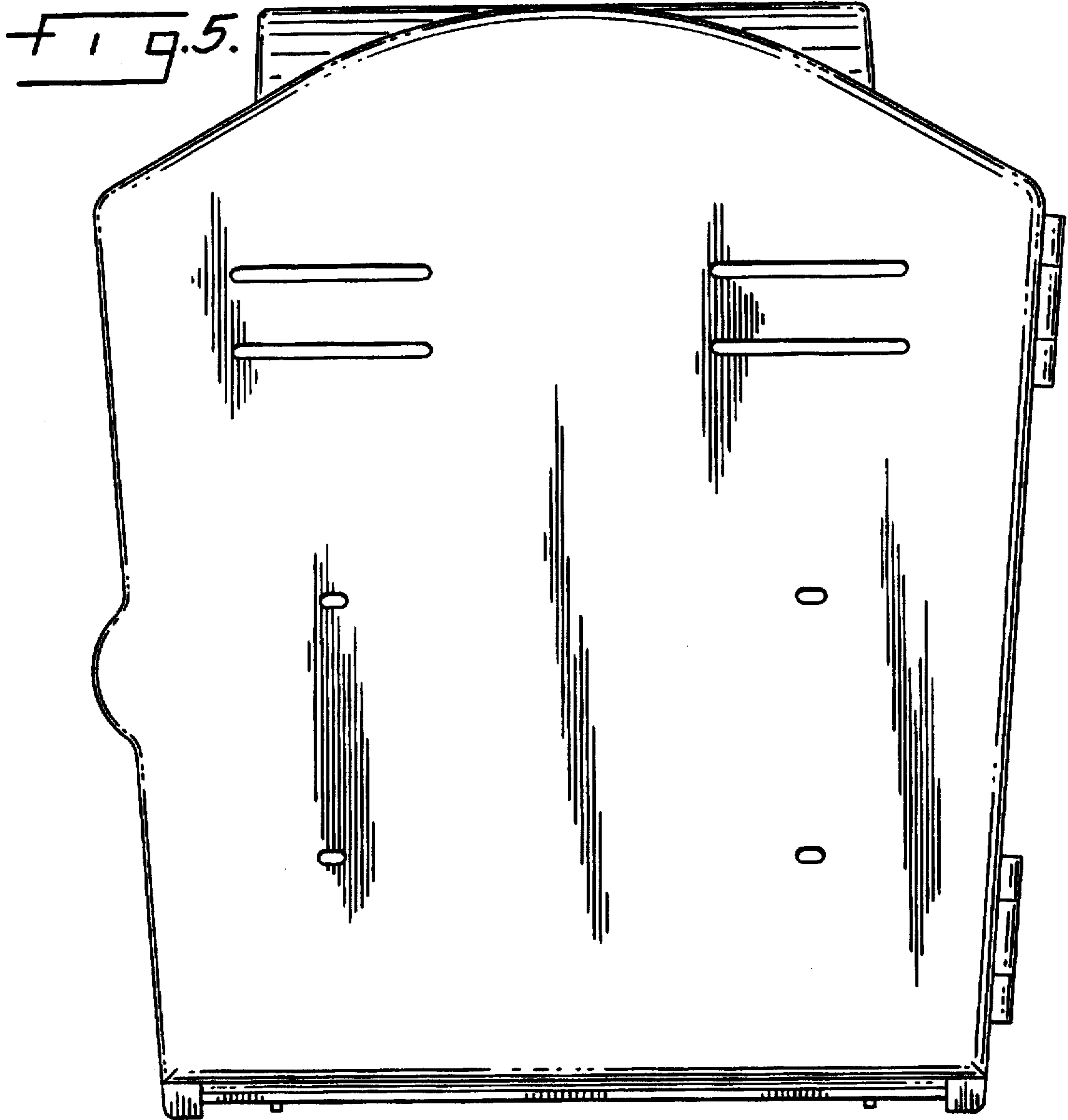


FIG. 6.




FIG. 7