



US00D385340S

# United States Patent [19]

Giese et al.

[11] Patent Number: Des. 385,340

[45] Date of Patent: \*\*Oct. 21, 1997

## [54] WALL MOUNTABLE BATHING PILLOW

[75] Inventors: Robert C. Giese, Sheboygan; Carter J. Thomas, Port Washington, both of Wis.

[73] Assignee: Kohler Co., Kohler, Wis.

[\*\*] Term: 14 Years

[21] Appl. No.: 49,420

[22] Filed: Jan. 24, 1996

### Related U.S. Application Data

[63] Continuation-in-part of Ser. No. 33,993, Jan. 25, 1995.

[51] LOC (6) Cl. .... 23-02

[52] U.S. Cl. .... D23/304

[58] Field of Search ..... D23/304; D24/183, D24/184; D6/596, 601, 604; 5/630, 631, 636, 652

### [56] References Cited

#### U.S. PATENT DOCUMENTS

D. 168,139	11/1952	Brady	.....	D6/604
D. 268,803	5/1983	Roberts	.....	D6/601
D. 279,344	6/1985	Kohler, Jr.	.....	D6/596
D. 292,767	11/1987	Chollen	.....	D6/601
1,806,103	5/1931	Tyler	.	
1,953,798	4/1934	De Grandcourt	.....	4/185
2,161,590	6/1939	Rickard	.....	4/139

## OTHER PUBLICATIONS

Three pages from an Aquatic Industries, Inc. ad, undated, admitted prior art, entitled "Luxury Series Whirlpool Baths" and Luxury Series Whirlpools showing the Carmel AI 6042-D, Pompano AI 7242-0, Newport AI 6042-S and Key West AI 6060-C bathing fixtures.

Primary Examiner—Louis S. Zarfes  
Assistant Examiner—Eric Watterson  
Attorney, Agent, or Firm—Quarles & Brady

## [57] CLAIM

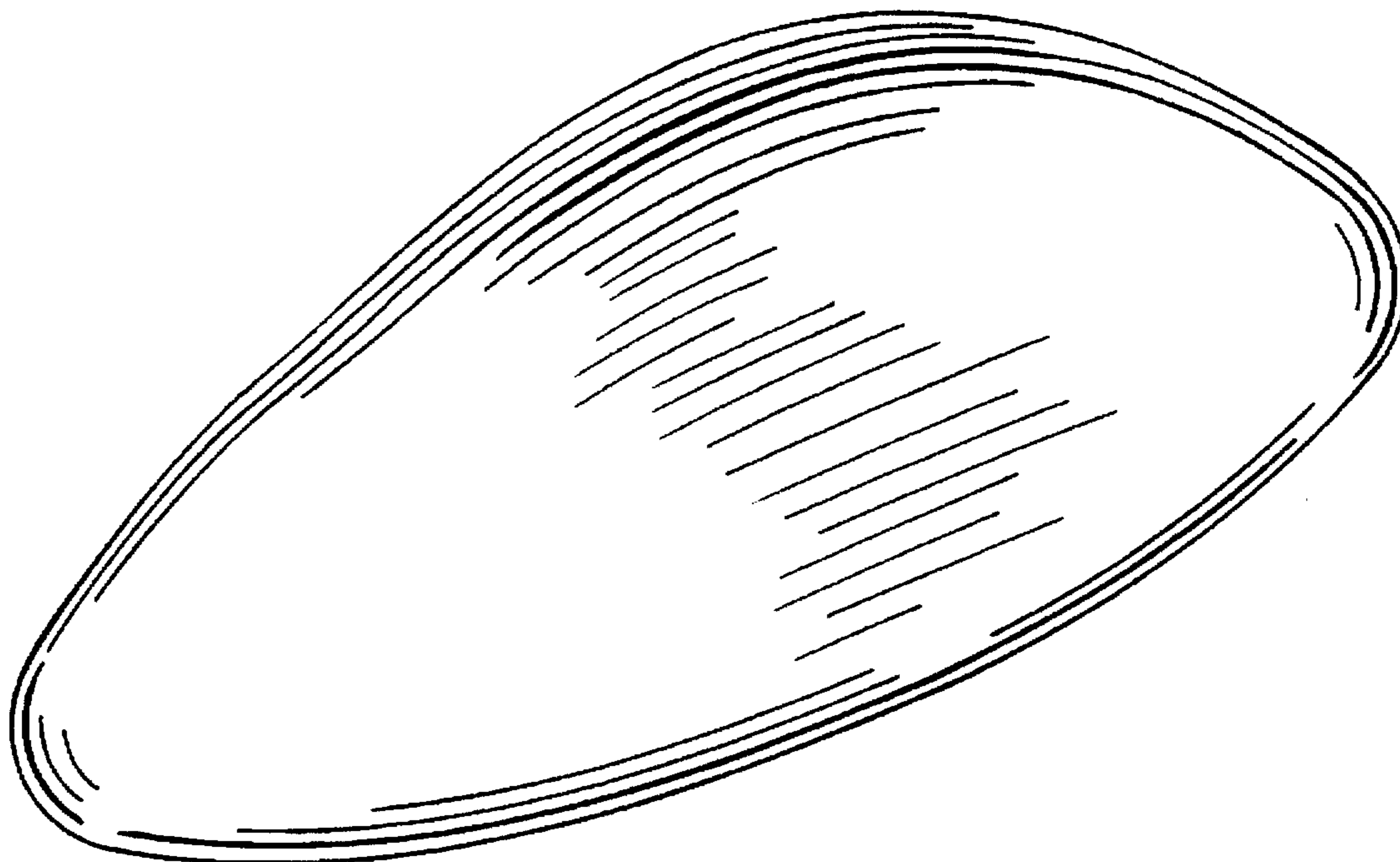
The ornamental design for a wall mountable bathing pillow, as shown and described.

## DESCRIPTION

FIG. 1 is a left, top, front perspective view of a wall mountable bathing pillow embodying our new design; FIG. 2 is a front elevational view thereof; FIG. 3 is a top plan view thereof; FIG. 4 is a left side elevational view, the right side elevational view being a mirror image of the left side shown; FIG. 5 is a bottom view thereof; and, FIG. 6 is a rear view thereof.

The broken line showing of suction cups in FIGS. 4 and 6 are for purposes of illustration only and forms no part of the claimed design.

1 Claim, 2 Drawing Sheets



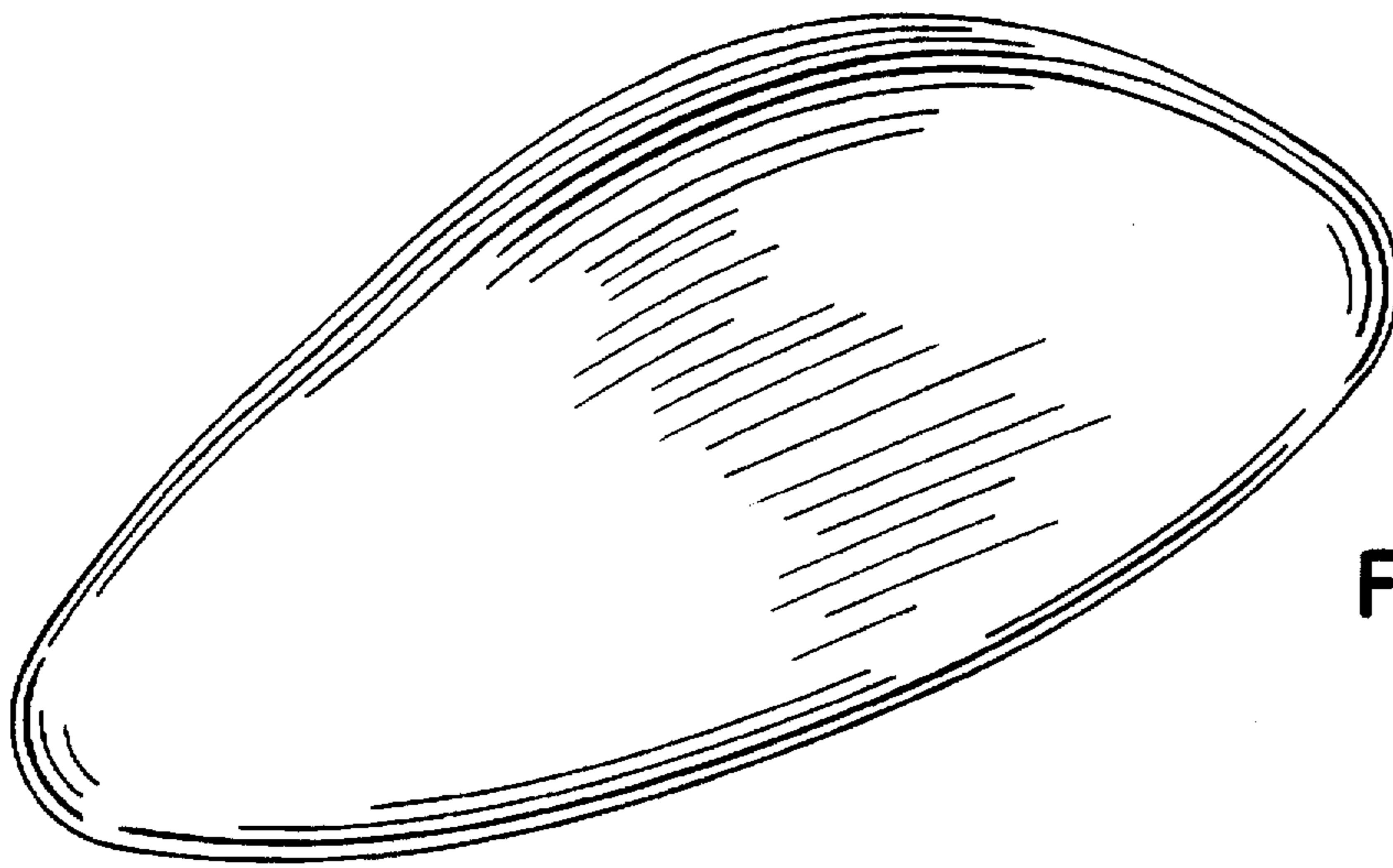


FIG. 1

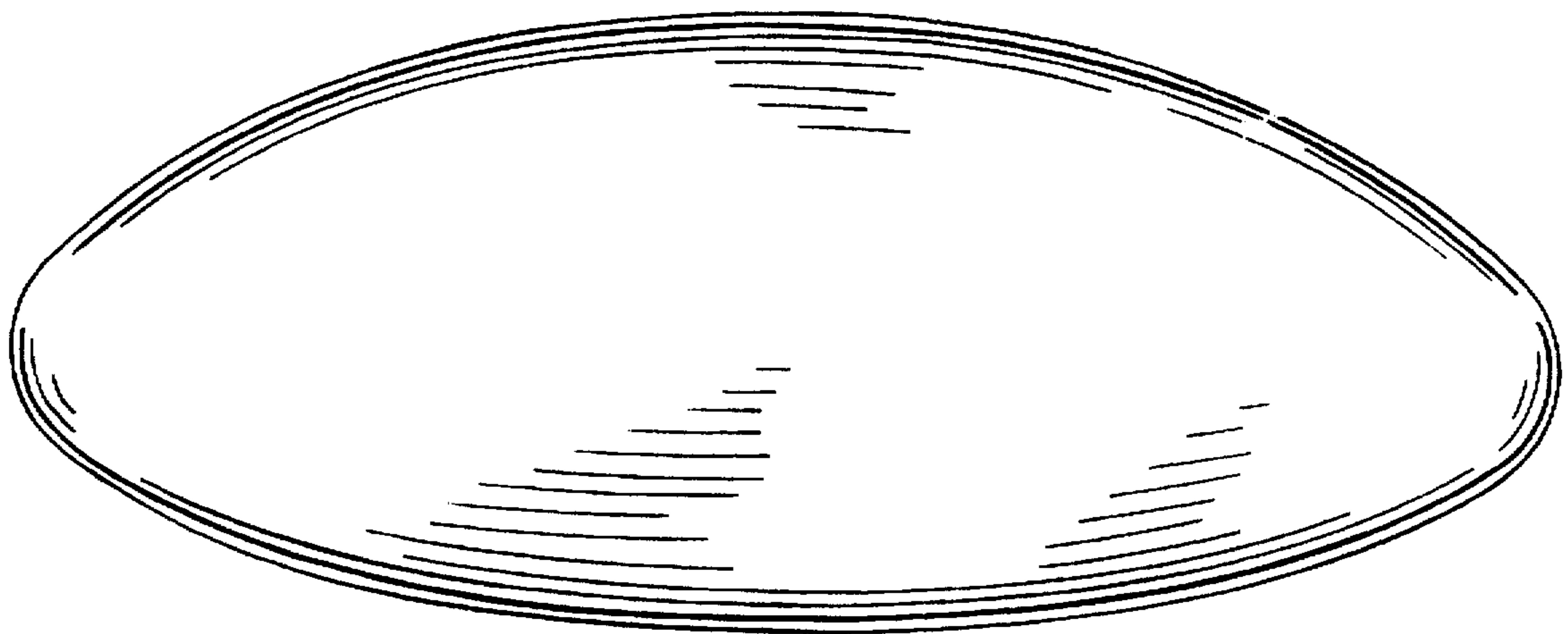


FIG. 2



FIG. 3




FIG. 4




FIG. 5

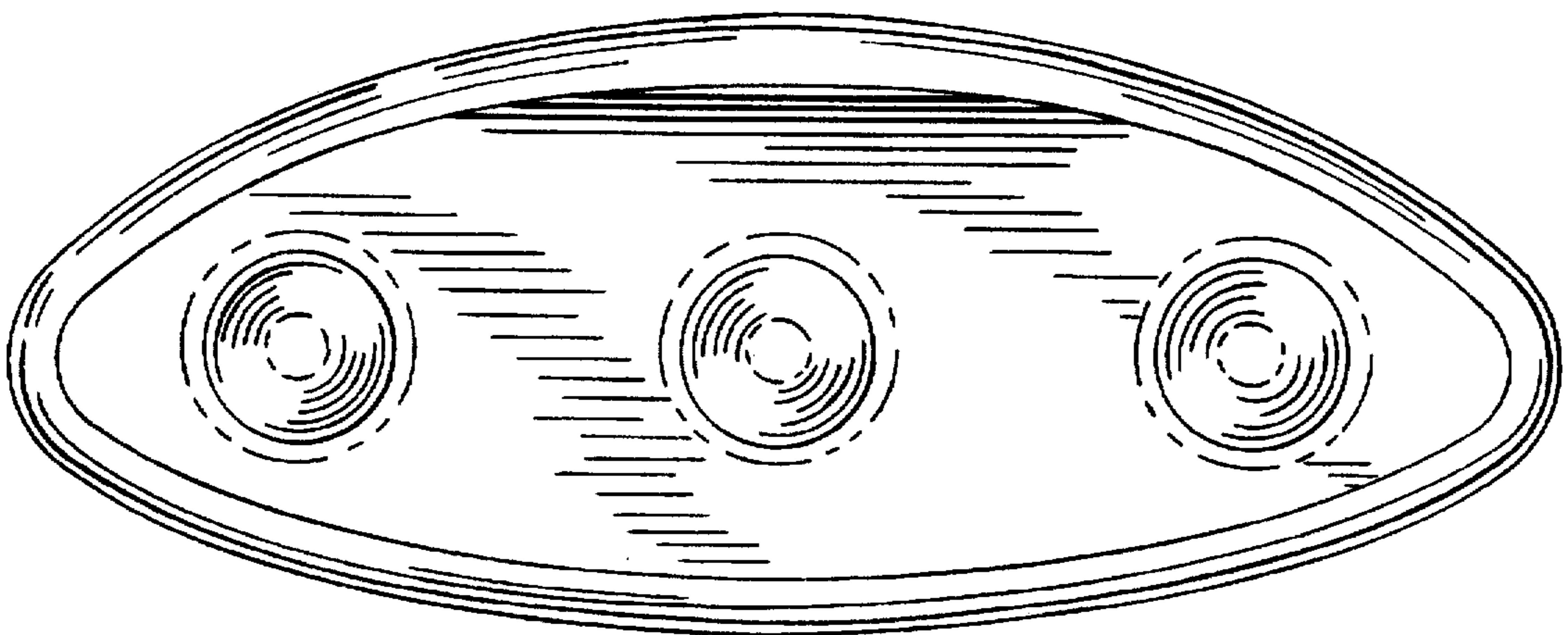


FIG. 6