



US00D385301S

United States Patent [19]

Wang

[11] Patent Number: **Des. 385,301**

[45] Date of Patent: ****Oct. 21, 1997**

[54] **WRITING INSTRUMENT HEAD**

[76] Inventor: **Wen Chung Wang**, 1234 N. Alta Ave., Upland, Calif. 91786

[**] Term: **14 Years**

[21] Appl. No.: **55,654**

[22] Filed: **Jun. 10, 1996**

[51] LOC (6) Cl. **19-06**

[52] U.S. Cl. **D19/54; D19/51; D19/56; D19/47**

[58] Field of Search **D19/35, 36, 41-51, D19/53-58, 81-85; 401/6, 7, 88, 202, 243, 244, 245, 246, 247**

[56] **References Cited**

U.S. PATENT DOCUMENTS

D. 240,525	7/1976	De Fores	D19/47
D. 279,115	6/1985	Nishida	D19/51
D. 324,067	2/1992	Katami	D19/51
D. 329,461	9/1992	Katami	D19/51
D. 335,140	4/1993	Walker	D19/46
D. 355,441	2/1995	Rosenbaum	D19/51

Primary Examiner—Martie Thompson
Attorney, Agent, or Firm—David & Raymond; Raymond Y.C. Chan

[57] **CLAIM**


The ornamental design for a writing instrument head, as shown and described.

DESCRIPTION

FIG. 1 is a perspective view showing my new design; FIG. 2 is a front view thereof; FIG. 3 is a left end view thereof; FIG. 4 is a right end view thereof; FIG. 5 is a top view thereof; FIG. 6 is a bottom view thereof; FIG. 7 is a rear view thereof; and, FIG. 8 is a perspective view of a second embodiment of my new design.

The structure depicted by means of broken lines in FIGS. 1 through 8 has been provided for illustrative purposes only and forms no part of the claimed design.

1 Claim, 7 Drawing Sheets



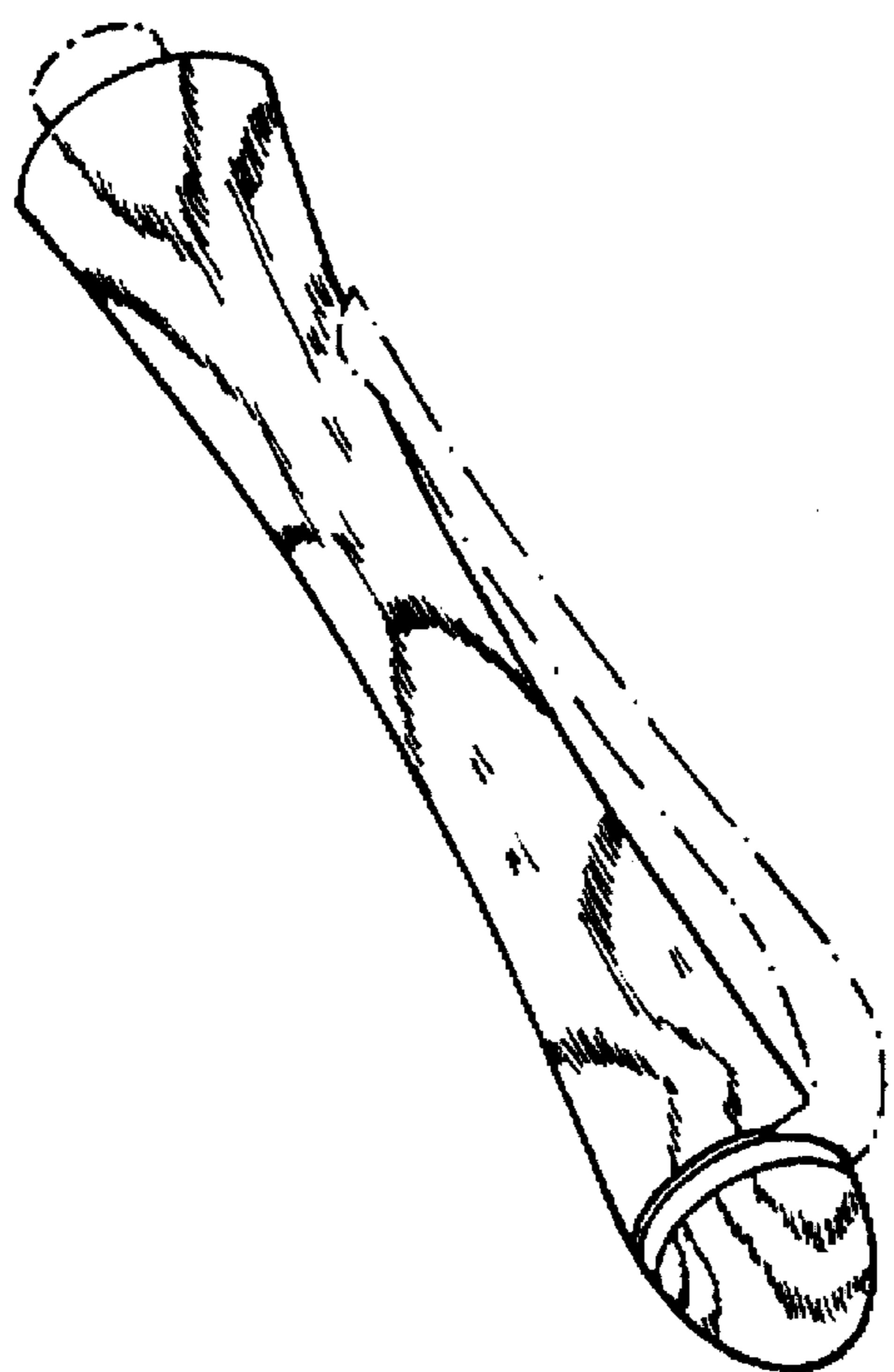


FIG. 1



FIG.2

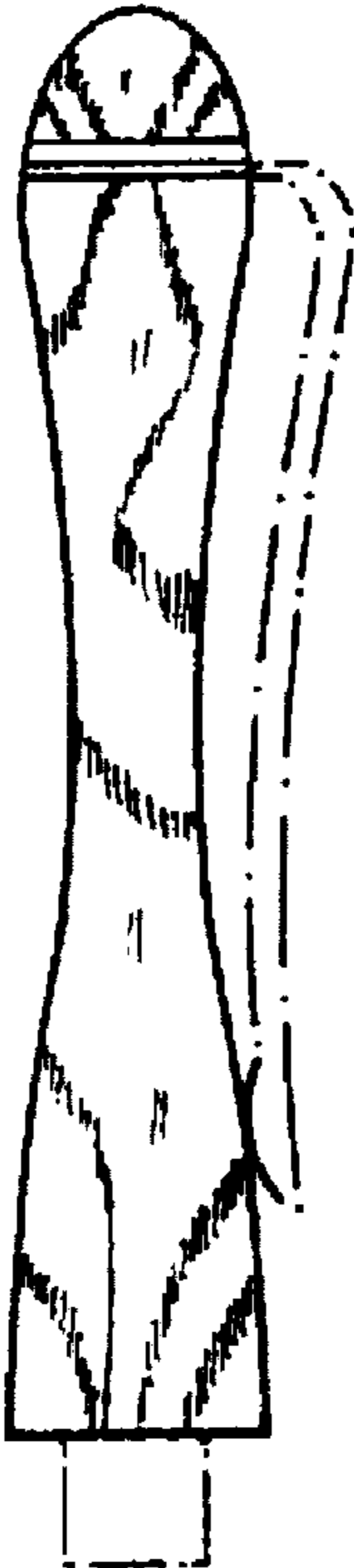


FIG.3



FIG.4



FIG. 5

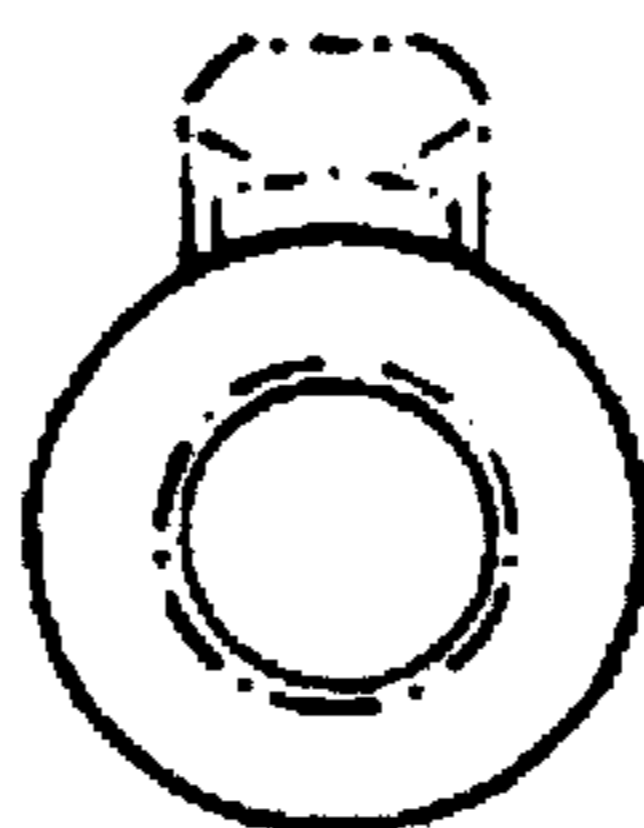


FIG. 6




FIG.7

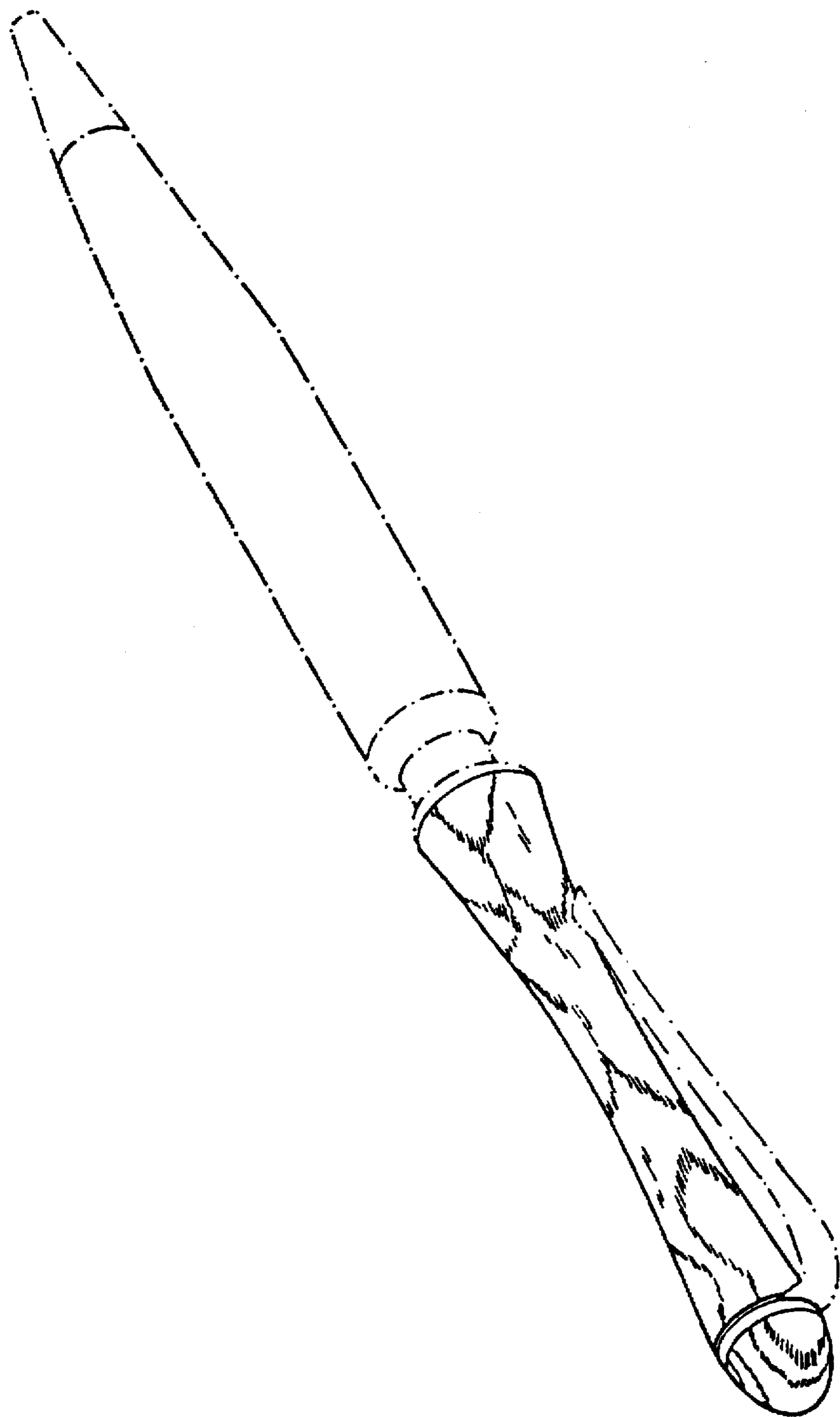


FIG.8