



US00D385284S

United States Patent [19] Brenner

[11] Patent Number: **Des. 385,284**
[45] Date of Patent: ****Oct. 21, 1997**

[54] **VEHICLE RADIO CAMOUFLAGE COVER**

[76] Inventor: **Ariel Brenner, 410 - 10th St., Apt. 7A,
Lakewood, N.J. 08701**

[**] Term: **14 Years**

[21] Appl. No.: **52,767**

[22] Filed: **Apr. 5, 1996**

[51] LOC (6) Cl. **14-03**

[52] U.S. Cl. **D14/258**

[58] Field of Search D14/124, 154-159,
D14/188, 257, 258; 455/89-90, 346-349

[56] **References Cited**

U.S. PATENT DOCUMENTS

D. 279,000	5/1985	Sarges	D14/157
D. 279,470	7/1985	Dickie et al.	D14/258
4,365,280	12/1982	Crosetti et al.	455/347 X
5,004,634	4/1991	Anthony	D14/258 X
5,341,434	8/1994	Kawamoto	455/347 X

Primary Examiner—James Gandy
Assistant Examiner—Cathron B. Matta

[57] **CLAIM**

The ornamental design for a vehicle radio camouflage cover, as shown and described.

DESCRIPTION

FIG. 1 is a front elevational view of the vehicle radio camouflage cover showing my new design; FIG. 2 is a rear elevational view thereof; FIG. 3 is a right view thereof; FIG. 4 is a left view thereof; FIG. 5 is a top plan view thereof; FIG. 6 is a bottom plan view thereof; and, FIG. 7 is an isometric view thereof.

The broken line showing of numbers and letters is for illustrative purposes only and forms no part of the claimed design.

1 Claim, 3 Drawing Sheets

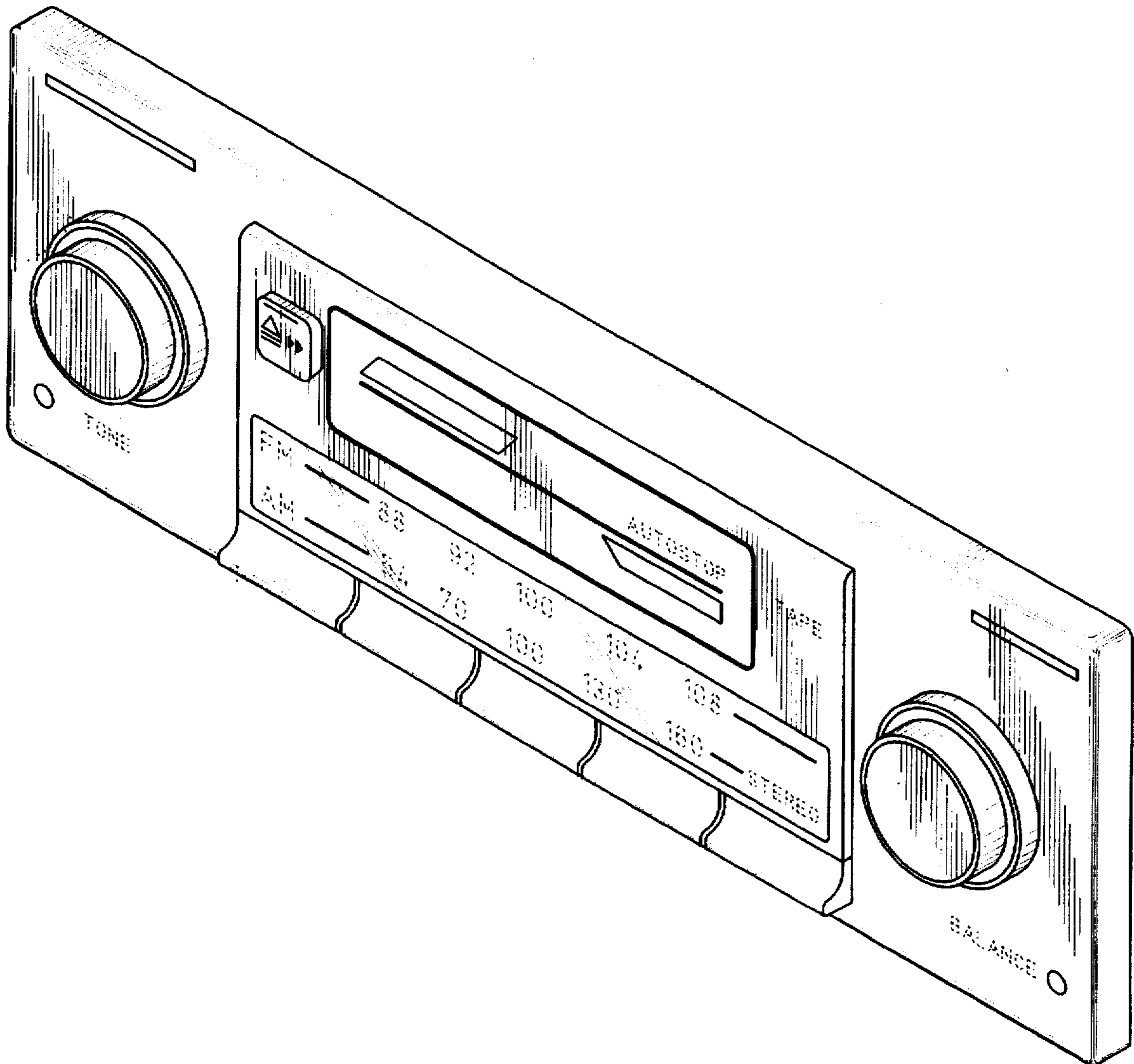


FIG. 1

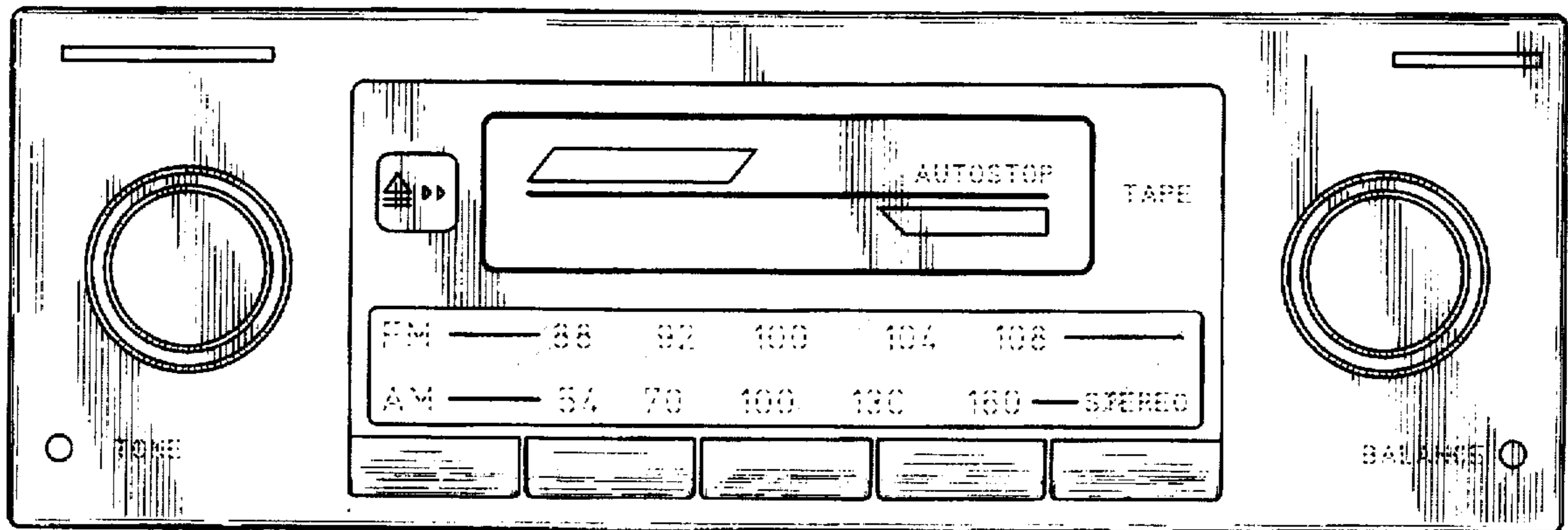


FIG. 2




FIG. 3

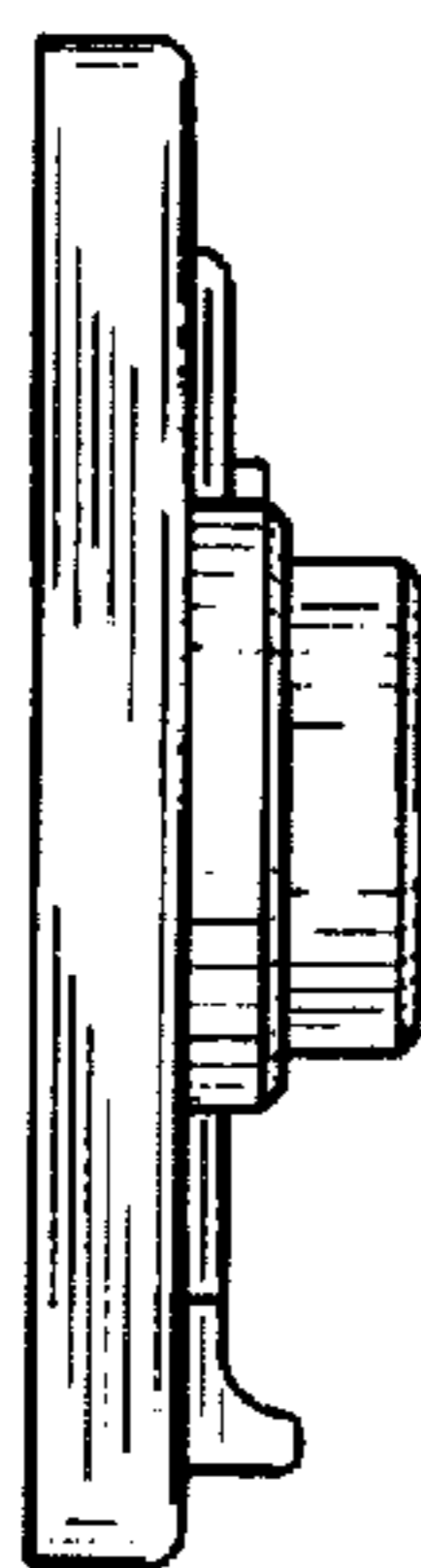


FIG. 4

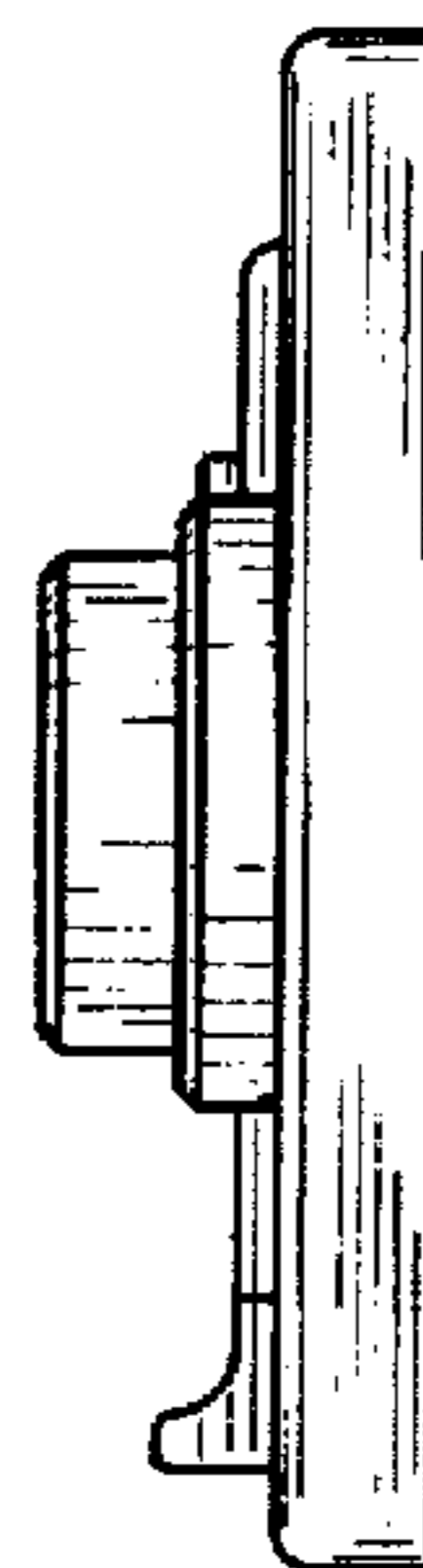


FIG. 5

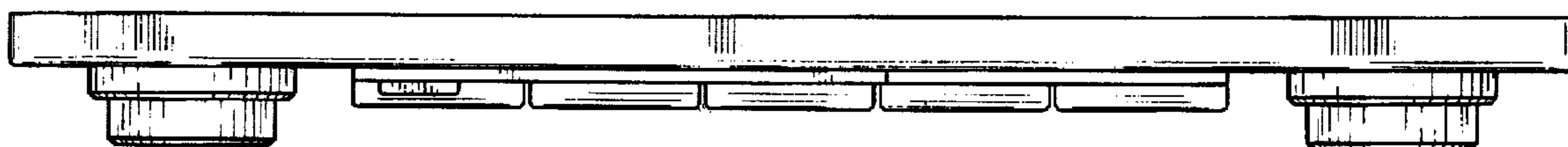


FIG. 6




FIG. 7

