

US00D385283S

United States Patent [19]

Snyder et al.

[11] Patent Number: **Des. 385,283**

[45] Date of Patent: ****Oct. 21, 1997**

[54] **HOLDER FOR A COMMUNICATION DEVICE**

[75] Inventors: **Michael Thomas Snyder, Chicago; John Francis Hannon, Gurnee; Albert Leo Nagele, Wilmette; Bradford Franklin Butts, Oak Park, all of Ill.**

[73] Assignee: **Motorola, Inc., Schaumburg, Ill.**

[**] Term: **14 Years**

[21] Appl. No.: **60,207**

[22] Filed: **Sep. 24, 1996**

[51] LOC (6) Cl. **14-99**

[52] U.S. Cl. **D14/253; D13/108**

[58] Field of Search **D14/137, 138, D14/140, 142, 147-151, 240, 251, 252, 253, 107, 114; D3/218; 379/58-61, 419, 420, 428, 440, 433-436, 454, 455; 455/89, 90; D13/107, 108; 320/2, 5**

[56] **References Cited**

U.S. PATENT DOCUMENTS

- D. 215,303 9/1969 Carpenter D13/108
- D. 292,912 11/1987 Muller et al. D13/108

- D. 319,061 8/1991 Powell et al. D13/107 X
- D. 339,809 9/1993 Ron D14/240
- D. 343,841 2/1994 Hon et al. D13/108 X
- D. 352,711 11/1994 Solomita et al. D14/149
- D. 362,004 9/1995 Nakano et al. D14/253
- D. 365,927 1/1996 Cho D3/218
- D. 370,658 6/1996 Siddoway et al. D13/108
- D. 374,014 9/1996 Nagele et al. D14/253
- D. 377,798 2/1997 Heine D14/253
- 4,903,325 2/1990 Yoshitake et al. 455/90
- 5,189,358 2/1993 Tomura et al. 455/89 X

Primary Examiner—Jeffrey Asch

Attorney, Agent, or Firm—John G. Rauch; John J. Oskorep

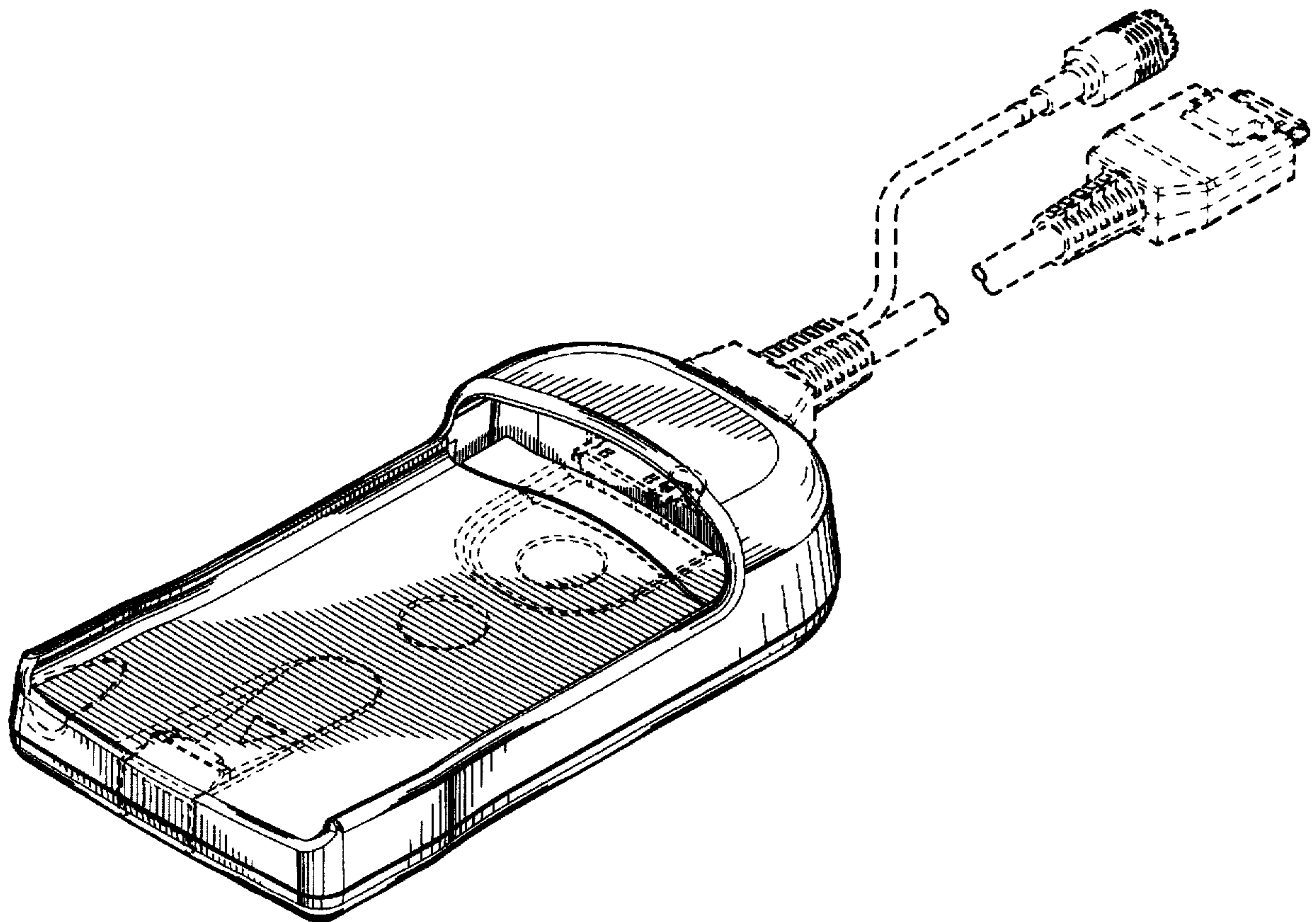
[57] **CLAIM**

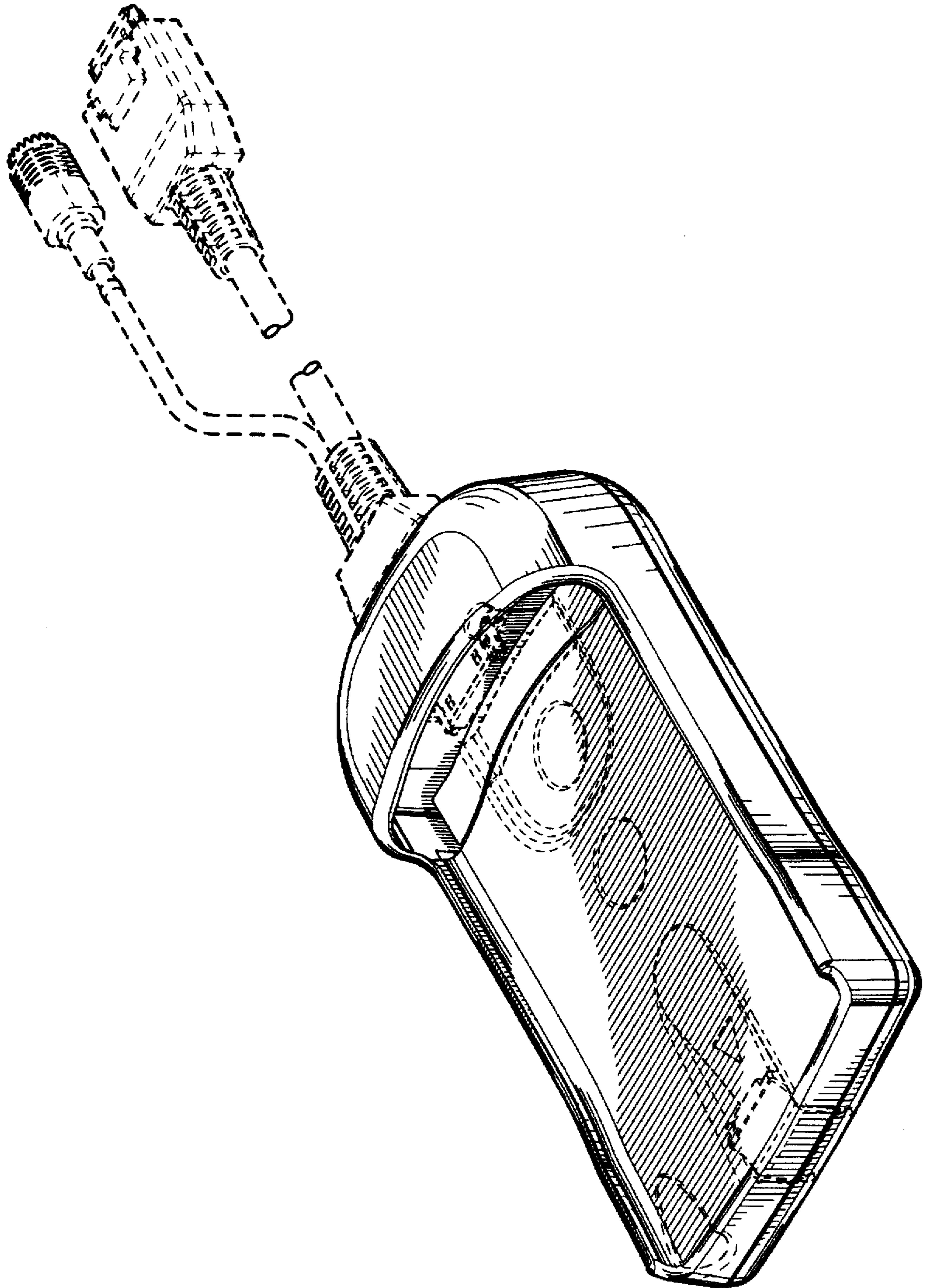
The ornamental design for a holder for a communication device, as shown and described.

DESCRIPTION

FIG. 1 is a top, right, front perspective view of a holder for a communication device showing our new design; FIG. 2 is a rear plan view thereof; FIG. 3 is a bottom plan view thereof; and, FIG. 4 is a left side plan view thereof. The broken lines shown in FIGS. 1-4 are for illustrative purposes only and form no part of the claimed design.

1 Claim, 3 Drawing Sheets





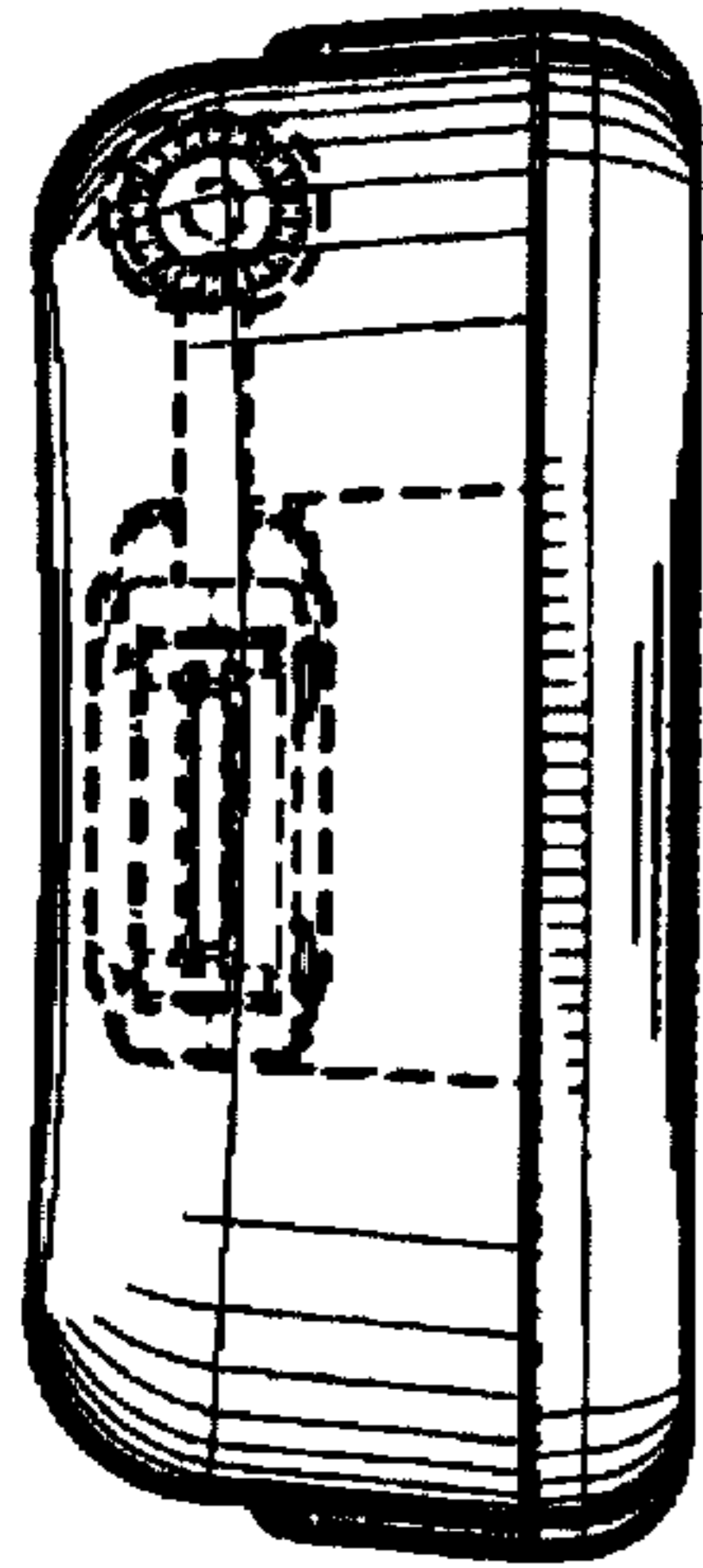


FIG. 2

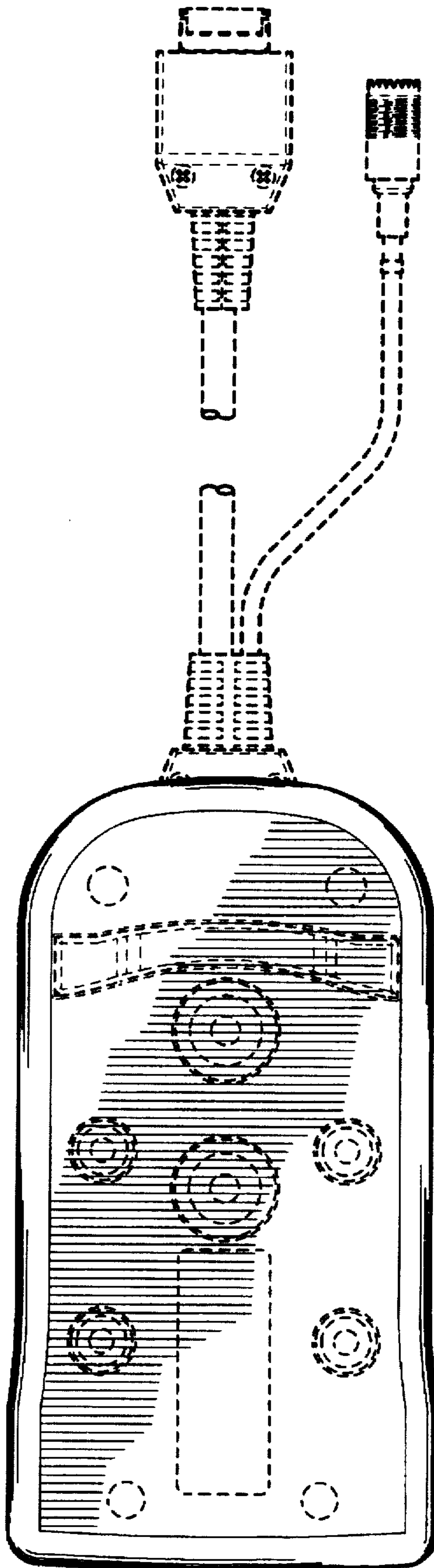


FIG. 3

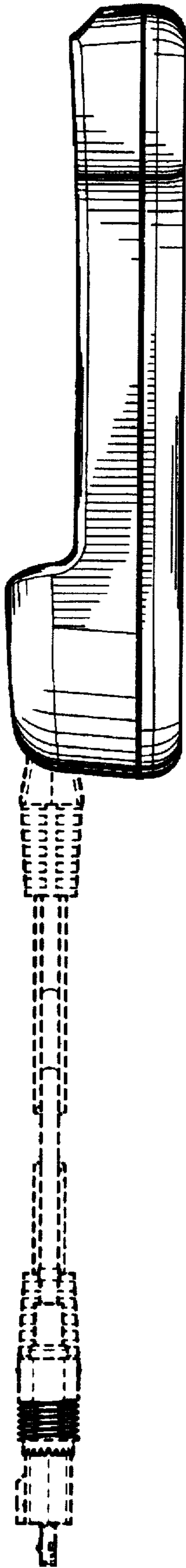


FIG. 4