



US00D385280S

United States Patent [19] Vogels

[11] Patent Number: **Des. 385,280**

[45] Date of Patent: ****Oct. 21, 1997**

[54] **LOUDSPEAKER WALL SUPPORT**

4,696,447 9/1987 Strecker 248/309.1 X
5,194,717 3/1993 Cowen et al. 248/309.1 X

[75] Inventor: **Henricus Hyacinthus Vogels,**
Eindhoven, Netherlands

Primary Examiner—Sandra L. Morris
Assistant Examiner—Nanda Bondade
Attorney, Agent, or Firm—Ladas & Parry

[73] Assignee: **Vogel's Holding B.V.,** De Eindhoven,
Netherlands

[57] **CLAIM**

[**] Term: **14 Years**

The ornamental design for a "loudspeaker wall support", as shown and described.

[21] Appl. No.: **35,682**

DESCRIPTION

[22] Filed: **Mar. 3, 1995**

FIG. 1 is a perspective view of a loudspeaker wall support showing my new design;
FIG. 2 is a left side view thereof;
FIG. 3 is a right side view thereof;
FIG. 4 is a front view thereof;
FIG. 5 is a rear view thereof;
FIG. 6 is a top view thereof; and,
FIG. 7 is a bottom view thereof.
FIGS. 6 and 7 are on a reduced scale.

[51] **LOC (6) CL** **14-01**

[52] **U.S. Cl.** **D14/224; D8/354; D8/373**


[58] **Field of Search** **D8/354, 373; D14/209,**
D14/224; 248/309.1, 317, 324, 327

[56] **References Cited**

U.S. PATENT DOCUMENTS

D. 362,253 9/1995 Vogels D14/224

1 Claim, 2 Drawing Sheets






FIG. 1

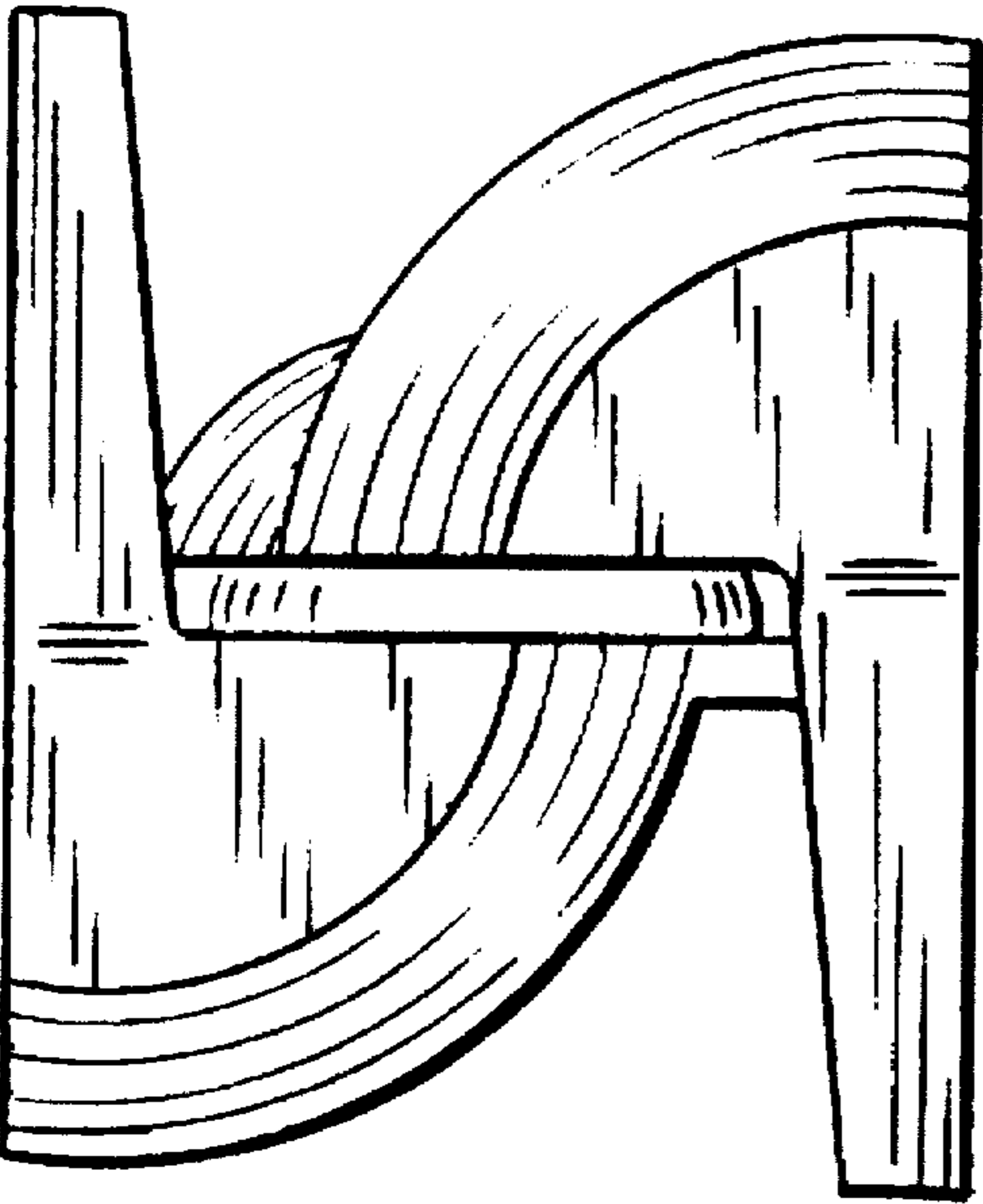


FIG. 2

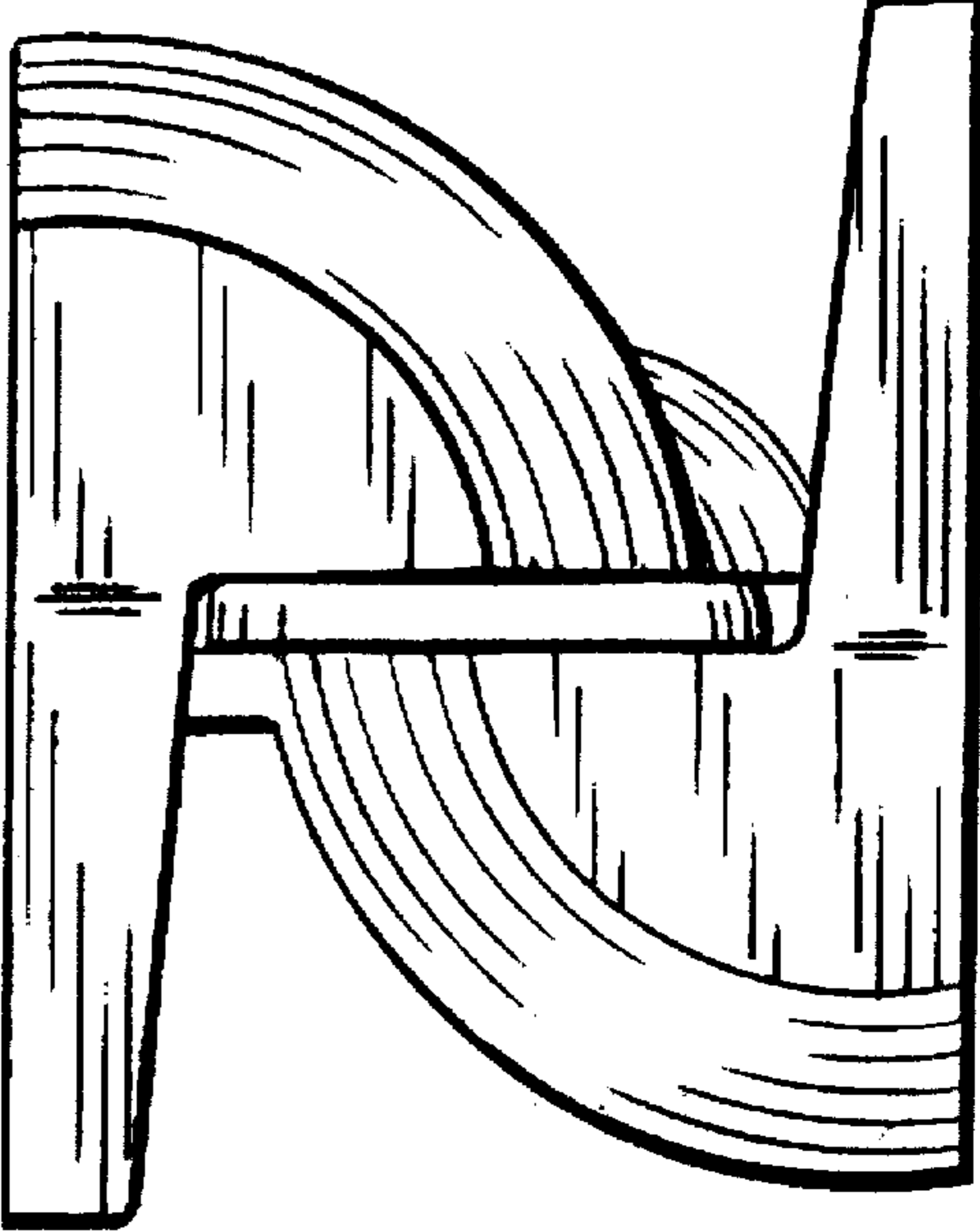


FIG. 3




FIG. 4




FIG. 5




FIG. 6




FIG. 7